

# 5" or 6" Round LED Deep Reflector Insert

ELCO Lighting's inserts are engineered with energy-efficient LED technology that produces even illumination with an incredible 93+ CRI. Designed to be used for New Construction, Remodel, and Retrofit applications, these inserts are rated for a life of 50,000 hours, and meet the Title 24 and Energy Star requirements. Suitable for IC and Non-IC housings manufactured by ELCO or others.



## Features

- Fits ELCO 5" or 6" Dedicated LED Recessed Housings.
- Includes Medium Base Adapter (PSA30) for retrofitting existing E26 Base housings.
- Soft white lens provides smooth lumen distribution and eliminates LED pixelation.
- Deep set LED trim reduces glare while providing area illumination.
- Energy Star Certified.
- Title 24 JA8-2019 Compliant.
- Life Span of 50,000 hours L70.

## Specifications

<b>Wattage</b>	14W
<b>Lumens</b>	1000 lm
<b>Voltage</b>	120V
<b>Color Temp.</b>	3000K
<b>Dimmable</b>	Triac/ELV
<b>Lamp Type</b>	LED
<b>CRI</b>	93+
<b>Wet Location</b>	Listed

## Options



White



Chrome w/White Ring



Haze w/White Ring

## Technical Details

**Optics:** Frosted polycarbonate lens diffuses light evenly throughout while reducing glare with LED Array technology.

**Construction:** For use in IC and non-IC housings. Spun Aluminum for greater heat dissipation. High quality powder coat finish preventing rust and paint cracking.

**Installation:** Includes PSA30 medium base adapter for retrofitting existing housings. Quick connect for use with ELCO housings EL570ICA, EL570RICA, EL56FICA. PSA30 (Medium Base Socket adapter) allows for use with EL99ICA, EL99RICA, EL99FICA, EL99A, EL99RA. PSA31 (GU10 Socket Adapter, not included) allows for use with EL49ICA, EL49A, EL49RA. PSA35 (GU24 Socket Adapter, not included) allows for use with EL99ICA-G24, EL99RICA-G24. Can be used in IC and non-IC housings.

**Electrical:** Driver connects to 120V power supply. High Efficiency driver with a power factor > 0.9. Ambient operating temperature -40°F (-40°C) to 104°F (40°C). Input wattage of 14W. Start time of less than .75 seconds.

### LED Technology:

- Extremely accurate color rendering with 93+ CRI.
- Lumen Maintenance of 50,000 hours L70 Life based on LM80 standardized test results.
- Superior Thermal Management by utilizing integral heat sink.
- Instant On to Full Brightness.
- No LED pixelation.

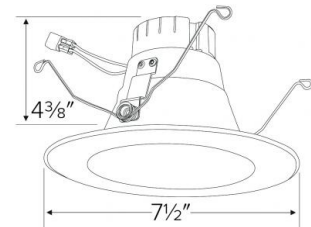
**Dimmability:** Works with 120V Triac and ELV type dimmers. Dims down to 10%. For full list of dimmers refer to the Dimmer Compatibility List. Industry leading dimming. Dims smoothly with no hot spots or flickering.

### Listings:

- UL Listed for Wet Location.
- RoHS Compliant.
- ENERGY STAR® Certified.
- Title 24 JA8-2019 Compliant.

**Warranty:** ELCO Products are built to last with a 5-year Limited Warranty.

## Dimensions



## Product Number

Item	Lamp type	Lumens	CCT	Watts	Voltage	Dimming	Finish
EL62530C	LED	1000 lm	3000K	14W	120V	Triac/ELV	Chrome w/White Ring

---

# Product Number Builder

Example: **EL62527W**

---

ELCO 4" LED Reflector Insert

Color Temp.

Finish

**EL625**

**27** 2700K  
**30** 3000K  
**35** 3500K  
**40** 4000K

**W** White  
**C** Chrome w/White Ring  
**H** Haze w/White Ring

# Compatible Products

For use with 5" or 6" LED inserts

## 5" Dedicated LED ICA Housings



5" ICA Housing  
New Construction

CAT NO.	SPECIFICATIONS
EL570ICA	17W MAX.
EL570ICA-7	17W MAX. 277V



5" ICA Housing  
Remodel

CAT NO.	SPECIFICATIONS
EL570RICA	17W MAX.



2-Hour Fire Rated 5" ICA Housing  
New Construction

CAT NO.	SPECIFICATIONS
EL56FICA	22W - 7 3/4" Height
EL56FICA-7	22W - 277V



5" Shallow ICA Housing  
New Construction

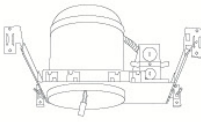
CAT NO.	SPECIFICATIONS
EL560ICA	17W MAX.
EL560ICA-7	17W MAX. 277V



5" Shallow ICA Housing  
Remodel

CAT NO.	SPECIFICATIONS
EL560RICA	17W MAX.

## 6" Dedicated LED ICA Housings



6" IC Housing  
New Construction

CAT NO.	SPECIFICATIONS
EL770ICA	24W MAX.
EL770ICA-7	24W MAX. 277V



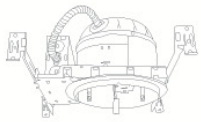
6" ICA Housing  
Remodel

CAT NO.	SPECIFICATIONS
EL770RICA	24W MAX.



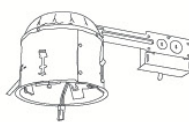
2-Hour Fire Rated 6" ICA Housing  
New Construction

CAT NO.	SPECIFICATIONS
EL76FICA	22W - 7 3/4" Height
EL76FICA-7	22W - 277V



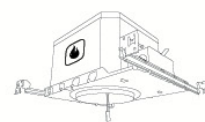
6" Shallow IC Housing  
New Construction

CAT NO.	SPECIFICATIONS
EL760ICA	17W MAX.
EL760ICA-7	17W MAX. 277V



6" Shallow ICA Housing  
Remodel

CAT NO.	SPECIFICATIONS
EL760RICA	17W MAX.



2-Hour Fire Rated  
6" Shallow ICA Housing  
New Construction

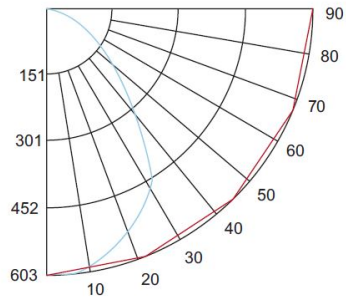
CAT NO.	SPECIFICATIONS
EL75FICAS	Shallow. 24W MAX. 6 3/16" Height.

# LED Deep Reflector Insert

Multiplier: 2700K (x 0.96)

## PHOTOMETRIC REPORT

Product #: EL62530  
 Wattage/Lumens: 13.6W/ 1109 Lm  
 Luminaire LPW: 82 Lm/W



## CANDLE POWER SUMMARY

Degrees Vertical	0°
0	602
5	597
15	569
25	514
35	396
45	251
55	127
65	55
75	25
85	6
90	0

## ILLUMINANCE AT A DISTANCE

Distance to Target Plane	Footcandles Beam Center	Beam Diameter
4'	37.6	7.2'
6'	16.7	10.8'
8'	9.41	14.3'
10'	6.02	17.9'

## ZONAL LUMEN SUMMARY

Zone	Lumens	% Luminaire
0-30°	453.97	40.90
0-40°	703.19	63.40
0-60°	1017.65	91.80
0-90°	1107.97	99.90