

3" Round LED Adjustable Pull Down Insert

ELCO Lighting's inserts are engineered with energy-efficient LED technology that produces even illumination with an incredible 93+ CRI. Designed to be used for New Construction, Remodel, and Retrofit applications, these inserts are rated for a life of 50,000 hours, and meet the Title 24 and Energy Star requirements. Suitable for IC and Non-IC housings manufactured by ELCO or others. The best green choice for simple residential lighting projects.



Features

- Functions as downlight, wall wash or accent light.
- Great for lighting up artwork and spotlighting.
- Fits ELCO 3" Dedicated LED Recessed Housings.
- Diecast construction provides lasting durability.
- Provides maximum adjustability of 65° tilt, 356° rotation.
- CA Title 24, ENERGY STAR, JA8-E.
- Life Span of 50,000 hours L70.

Specifications

Wattage	10.8W
Lumens	800 lm - 840 lm
Voltage	120V
Color Temp.	2700K - 3000K
Dimmable	Triac/ELV
Lamp Type	LED
Beam Angle	36°
CRI	93+
Damp Location	Listed

Options



White



Black



Bronze



Nickel

Technical Details

Optics: Frosted polycarbonate lens diffuses light evenly throughout while reducing glare with LED Array technology.

Construction: For use in IC and non-IC housings. Diecast construction for lasting quality and greater heat dissipation. High quality powder coat finish preventing rust and paint cracking.

Installation: Quick connect for use with ELCO housings EL390ICA, EL390RICA, EL39FICA.

Electrical: Driver connects to 120V power supply. High Efficiency driver with a power factor > 0.9.

LED Technology:

- Extremely accurate color rendering with 93+ CRI.
- Lumen Maintenance of 50,000 hours L70 life based on LM80 standardized test results.
- Superior Thermal Management by utilizing integral heat sink.
- Instant On to Full Brightness.
- No LED pixelation.

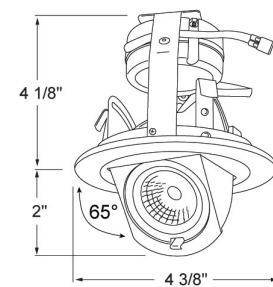
Dimmability: Works with 120V Triac and ELV type dimmers. Dims down to 10%. For full list of dimmers refer to the Dimmer Compatibility List.

Listings:

- UL Listed 1598 Luminaire.
- UL Listed for Damp Location
- RoHS Compliant
- ENERGY STAR® Certified
- California Title 24 JA8-E

Warranty: ELCO Products are built to last with a 5-year Limited Warranty.

Dimensions



Product Numbers

Item	Lamp type	Lumens	CCT	Watts	Voltage	Dimming	Beam Angle	Finish
EL39727B	LED	800 lm	2700K	10.8W	120V	Triac/ELV	36°	Black
EL39730B	LED	840 lm	3000K	10.8W	120V	Triac/ELV	36°	Black
EL39727BZ	LED	800 lm	2700K	10.8W	120V	Triac/ELV	36°	Bronze
EL39730BZ	LED	840 lm	3000K	10.8W	120V	Triac/ELV	36°	Bronze
EL39727N	LED	800 lm	2700K	10.8W	120V	Triac/ELV	36°	Nickel
EL39730N	LED	840 lm	3000K	10.8W	120V	Triac/ELV	36°	Nickel
EL39727W	LED	800 lm	2700K	10.8W	120V	Triac/ELV	36°	White
EL39730W	LED	840 lm	3000K	10.8W	120V	Triac/ELV	36°	White

Product Number Builder

Example: **EL39727B**

ELCO 3" Round Pull-Down Insert

Color Temp.

Finish


EL397

27 2700K
30 3000K

W All White
B All Black
BZ All Bronze
N All Nickel


For use with 3" LED Inserts

3" Dedicated LED IC Housings



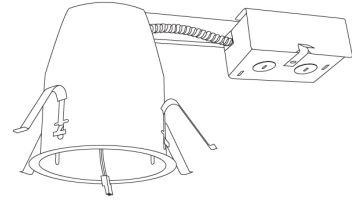
3" 2-Hour Fire Rated
New Construction

CAT NO.	SPECIFICATIONS
EL39FICA	14W Max.



3" LED Housing
New Construction

CAT NO.	SPECIFICATIONS
EL390ICA	14W Max.



3" LED Housing
Remodel

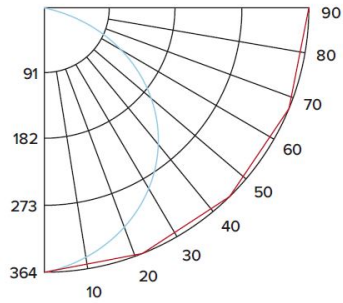
CAT NO.	SPECIFICATIONS
EL390RICA	14W Max.

LED Adjustable Pull Down Insert

Multiplier: 2700K (x 0.96)

PHOTOMETRIC REPORT

Product #: EL39730
 Wattage/Lumens: 10.8W/ 851Lm
 Luminaire LPW: 79 Lm/W



CANDLE POWER SUMMARY

Degrees Vertical	0°
0	364
5	362
15	346
25	313
35	266
45	209
55	149
65	92
75	40
85	5.98
90	0.28

ILLUMINANCE AT A DISTANCE

Distance to Target Plane	Footcandles Beam Center	Beam Diameter
4'	22.7	9.1'
6'	10.1	13.6'
8'	5.68	18.1'
10'	3.64	22.6'

ZONAL LUMEN SUMMARY

Zone	Lumens	% Luminaire
0-30°	272.86	32.10
0-40°	434.88	51.10
0-60°	718.69	84.50
0-90°	849.93	99.90