

# 8" LED Retrofit Kit with Driver



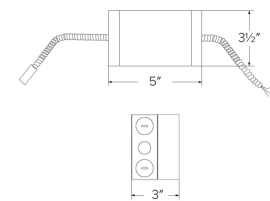
## Features

- Optional 90 minutes, 120/277 VAC, 60Hz Emergency Backup.
- USA designed and assembled.
- LED Light Engine sold separately (see Compatible Trims).

## Specifications

<b>Lumens</b>	850 lm - 6000 lm
<b>Voltage</b>	120/277V
<b>Dimmable</b>	Triac/ELV/0-10V, Sunset, Lutron EcoSystem, Lutron
<b>Power Factor</b>	≥0.9
<b>Damp Location</b>	Listed

## Dimensions



## Technical Details

### Installation:

Designed to be installed in existing holes for retrofitting less efficient lighting technologies. Junction box is mounted with driver and can be mounted into the ceiling with flex going from power to junction box and from junction box to light engine.

**Junction Box:** Positioned to accommodate straight conduit runs. Seven 1/2" trade size conduit knockouts.

### Electrical:

- Driver is rated for 120V and 277V input (120/277V).
- High Efficiency driver with a power factor > 0.9.
- Can be specified with Lutron drivers for specific applications.

### Dimmability:

- 3 in 1 dimming: Triac, ELV and 0-10V dimming in one driver.
- 0-10V dimming down to 5% with a compatible dimmer.
- Flicker-Free Dimming.
- Can be specified with Lutron drivers for 0.1% and 1% dimming.
- For a full list of dimmers refer to the Dimmer Compatibility List.

**Listings:** UL Listed for Damp Location. UL Listed for Wet Location with select trims. UL Listed for Direct Contact with Insulation and Combustible Material for units up to 2000 lm. UL Listed for Feed Through. ENERGY STAR® Certified.

**Warranty:** ELCO Products are built to last. 5-year Limited warranty.

## Product Numbers

Item	Lumens	Voltage	Dimming
<b>E8LTU08D</b>	850 lm	120/277V	Triac/ELV/0-10V
<b>E8LTU08S</b>	850 lm	120/277V	Sunset
<b>E8LTU08L</b>	850 lm	120/277V	Lutron EcoSystem
<b>E8LTU12D</b>	1250 lm	120/277V	Triac/ELV/0-10V
<b>E8LTU12S</b>	1250 lm	120/277V	Sunset
<b>E8LTU12L</b>	1250 lm	120/277V	Lutron EcoSystem
<b>E8LTU16D</b>	1600 lm	120/277V	Triac/ELV/0-10V
<b>E8LTU16S</b>	1600 lm	120/277V	Sunset
<b>E8LTU16L</b>	1600 lm	120/277V	Lutron
<b>E8LTU20D</b>	2000 lm	120/277V	Triac/ELV/0-10V
<b>E8LTU20S</b>	2000 lm	120/277V	Sunset
<b>E8LTU20L</b>	2000 lm	120/277V	Lutron EcoSystem
<b>E8LTU30D</b>	3000 lm	120/277V	Triac/ELV/0-10V
<b>E8LTU30S</b>	3000 lm	120/277V	Sunset
<b>E8LTU30L</b>	3000 lm	120/277V	Lutron EcoSystem
<b>E8LTU40D</b>	4000 lm	120/277V	Triac/ELV/0-10V
<b>E8LTU40L</b>	4000 lm	120/277V	Lutron EcoSystem
<b>E8LTU60D</b>	6000 lm	120/277V	Triac/ELV/0-10V
<b>E8LTU60L</b>	6000 lm	120/277V	Lutron EcoSystem

# Product Number Builder

Example: **E8LTU08D**

---

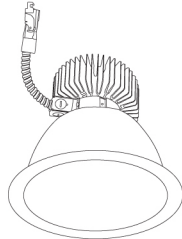
ELCO Laurel 8" Retrofit Kit	Voltage	Lumens	Dimming	Optional
<b>E8LT</b>	<b>U</b> 120/277V	<b>08</b> 850 lm <b>12</b> 1250 lm <b>16</b> 1600 lm <b>20</b> 2000 lm <b>30</b> 3000 lm <b>40</b> 4000 lm <b>60</b> 6000 lm	<b>D</b> Triac/ELV/0-10V <b>S</b> Sunset <b>L</b> Lutron	No EM <b>EM1</b> 8W Emer. Backup <b>EM2</b> 12W Emer. Backup

---

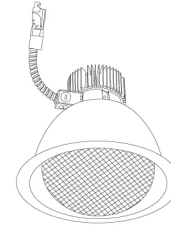
# Compatible Products

For use with 8" Laurel™ Frames

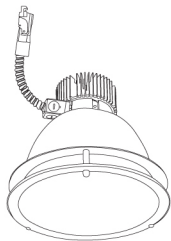
## 8" Laurel™ Commercial LED Light Engines



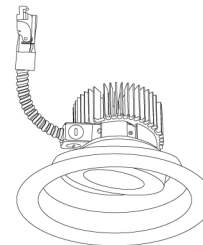
**E810L**  
Reflector Trim



**E811L**  
Wall Wash Trim



**E812L**  
Drop Glass Trim



**E818L**  
Adjustable Trim

### PRODUCT NUMBER BUILDER

Laurel™ Trim	Lumen	Color Temperature	Finish	Beam Angle
<input type="text"/>	<input type="text"/>	<input type="text"/>	<input type="text"/>	<input type="text"/>
<b>E810L</b> Reflector	<b>08</b> 850 lm	<b>27</b> 2700K	<b>H</b> All Haze	<b>(blank)</b> 60°
<b>E811L</b> Wall Wash	<b>12</b> 1250 lm	<b>30</b> 3000K	<b>W</b> All White	<b>-F</b> 36°
<b>E812L</b> Drop Glass	<b>16</b> 1600 lm	<b>35</b> 3500K	<b>B</b> All Black	<b>-N</b> 25°
<b>E818L</b> Adjustable	<b>20</b> 2000lm	<b>40</b> 4000K	<b>C</b> All Chrome	<b>-S</b> 10°
	<b>30</b> 3000lm	<b>SD</b> Sunset Dimming	<b>HW</b> Haze w/White Ring	
	<b>40</b> 4000lm			
	<b>60</b> 6000lm			