

4" Remodel Frame with Driver



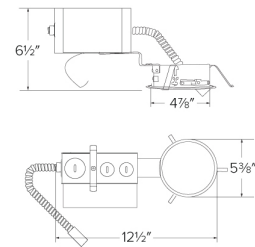
Features

- Optional 90 minutes, 120/277 VAC, 60Hz Emergency Backup.
- USA designed and assembled.
- LED Light Engine sold separately (see Compatible Trims).

Specifications

Lumens	850 lm - 3000 lm
Voltage	120/277V or 120V
Dimmable	Triac/ELV/0-10V, Sunset, Lutron
Power Factor	≥0.9
Damp Location	Listed

Dimensions



Technical Details

Construction:

Constructed from 16 gauge galvanized steel for commercial building applications.

Installation:

Remodel clips hold housing sturdily into place.

Junction Box: Positioned to accommodate straight conduit runs. Seven 1/2" trade size conduit knockouts and four pry-out knockout slots for easy romex installation.

Electrical:

- Driver is rated for 120V and 277V input (120/277V).
- High Efficiency driver with a power factor > 0.9.
- Can be specified with Lutron drivers for specific applications.

Dimmability:

- 3 in 1 dimming: Triac, ELV and 0-10V dimming in one driver.
- 0-10V dimming down to 5% with a compatible dimmer.
- Flicker-Free Dimming.
- Can be specified with Lutron drivers for 0.1% and 1% dimming.
- For a full list of dimmers refer to the Dimmer Compatibility List.

Listings: cULus Listed for Damp Location. cULus Listed for Wet Location with select trims. cULus Listed for Direct Contact with Insulation and Combustible Material for units up to 2000 lm. cULus Listed for Feed Through. ENERGY STAR® Certified.

Warranty: ELCO Products are built to last. 5-year Limited warranty.

Product Numbers

Item	Lumens	Voltage	Dimming
E4LRU08D	850 lm	120/277V	Triac/ELV/0-10V
E4LRU08S	850 lm	120/277V	Sunset
E4LRU08L	850 lm	120V	Lutron
E4LRU12D	1250 lm	120/277V	Triac/ELV/0-10V
E4LRU12S	1250 lm	120/277V	Sunset
E4LRU12L	1250 lm	120V	Lutron
E4LRU16D	1600 lm	120/277V	Triac/ELV/0-10V
E4LRU16S	1600 lm	120/277V	Sunset
E4LRU16L	1600 lm	120V	Lutron
E4LRU20D	2000 lm	120/277V	Triac/ELV/0-10V
E4LRU20S	2000 lm	120/277V	Sunset
E4LRU20L	2000 lm	120V	Lutron
E4LRU30D	3000 lm	120/277V	Triac/ELV/0-10V
E4LRU30S	3000 lm	120/277V	Sunset
E4LRU30L	3000 lm	120V	Lutron

Product Number Builder

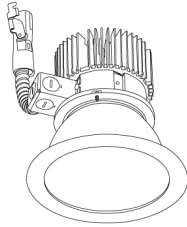
Example: **E4LRU08D**

ELCO Laurel 4" Remodel Frame	Voltage	Lumens	Dimming	Optional
E4LR	<input type="text"/> U 120/277V	<input type="text"/> 08 850 lm 12 1250 lm 16 1600 lm 20 2000 lm 30 3000 lm	<input type="text"/> D Triac/ELV/0-10V S Sunset L Lutron	<input type="text"/> No EM EM1 8W Emer. Backup EM2 12W Emer. Backup

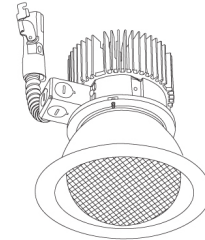
Compatible Products

For use with 4" Laurel™ LED Frames

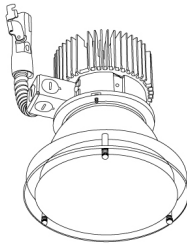
4" Laurel™ Commercial LED Light Engines



E410L
Round Reflector Trim



E411L
Round Wall Wash Trim



E412L
Drop Glass Reflector Trim

PRODUCT NUMBER BUILDER

Laurel™ Trim	Lumen	Color Temperature	Finish	Beam Angle
<input type="text"/>	<input type="text"/>	<input type="text"/>	<input type="text"/>	<input type="text"/>
E410L Reflector	08 850 lm	27 2700K	H All Haze	(blank) 60°
E411L Wall Wash	12 1250 lm	30 3000K	W All White	-F 36°
E412L Drop Glass	16 1600 lm	35 3500K	B All Black	-N 25°
	20 2000lm	40 4000K	C All Chrome	-S 10°
	30 3000lm	SD Sunset Dimming	HW Haze w/White Ring	