

4" LED IC Airtight Sloped Ceiling Single Wall New Construction Housing



ELCO Slant allows for installation in sloped ceilings ranging from 2/12 (10°) to 6/12 (26.5°). Can be used in insulated ceilings. Fits in 2" x 8" joist construction.

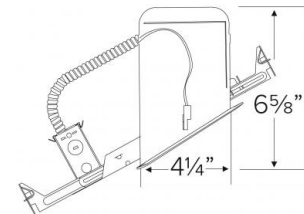
Features

- Allows for direct contact with insulation.
- Aluminum Construction: Single Wall Housing.
- Designed for use in 2/12 to 6/12 sloped ceiling.
- California Title 24 (JA8-2016-E).

Specifications

Wattage	14W
Voltage	120V
Damp Location Listed	

Dimensions



Technical Details

Construction:

- IC Rated for Direct Contact with Insulation.
- Designed for use in 2/12 to 6/12 sloped ceiling.
- Housing adjusts to accommodate up to 3/4" ceiling thickness.
- Aluminum housing for greater heat dissipation. Stamped galvanized steel frame.

Installation: Designed for ceiling plenums where 2x8 joists or taller are used. High strength hanger bars can easily be nailed to joists. Template for hole cutout is provided with each housing. Suitable for T-grid and drop ceiling applications. See installation sheet for detailed information.

Junction Box: Positioned to accommodate straight conduit runs. Seven 1/2" trade size conduit knockouts and four pry-out knockout slots for easy romex installation.

Hanger Bars: Pre-installed hanger bars with True Nail easy installation in regular lumber, engineered lumber, and Laminated Beams. Integral T-bar slots for easy installation in T-Bars. Spans up to 24" and can be repositioned 90°. Score lines allow for tool-free hanger bar size reduction. Integral leveling flange allows for single-person installation while aligning the housings with the joists.

Electrical: Rated for 120V input.

Compatible Trims: EL42330W, EL42530W.

Listings:

- UL Listed for Damp Location.
- UL Listed for Direct Contact with Insulation and Combustible Material.
- UL Listed for Feed Through.
- AirTight Per ASTM E-283.
- California Title 24 (JA8-2016-E).

Warranty: ELCO Products are built to last. 5-year Limited warranty.

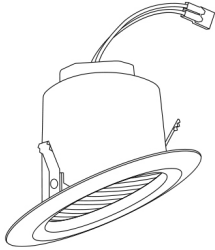
Product Numbers

Item	Watts	Voltage
EL470ICA	14W	120V

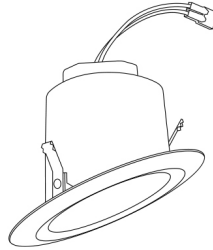
Compatible Products

For use with **4" Dedicated LED Sloped Ceiling IC Housings**

4" LED Sloped Inserts



4" LED Sloped Insert
Baffle Trim



4" LED Sloped Insert
Reflector Trim

CAT NO.	SPECIFICATIONS
EL42330W	960 lm/3000K

CAT NO.	SPECIFICATIONS
EL42530W	960 lm/3000K