

5" IC Shallow Frame with Driver

5" IC Frame for Maple™ System LED Light Engines. For use in Insulated Ceilings, Damp Location rated and Wet Location rated with applicable LED Light Engines.



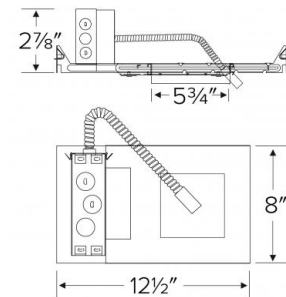
Features

- For use in Insulated Ceilings with ELCO 5" Maple™ System LED Light Engines.
- Dimmable Triac/ELV (1100 lm units), 0-10V (2000 lm units).
- Optional Emergency Backup 90 minutes, 120/277 VAC, 60Hz.
- High Efficiency Driver mounted on J-box for greater lumen output and easy access from below the ceiling.
- Suitable for wet location covered ceiling only with E520/E524 Light Engines (ordered separately).
- 2 7/8" Height Allows for installation in shallow ceilings (when used with non adjustable light engines).
- ENERGY STAR® Certified. California Title 24 (JA8-2016).

Specifications

Wattage	16W - 28W
Voltage	120/277V
Dimmable	Triac/ELV, 0-10V
Wet Location	Listed with E520/E524 Inserts
Damp Location	Listed

Dimensions



Technical Details

Construction: IC Rated for Direct Contact with Insulation with E52 Maple™ System LED Light Engines. Stamped galvanized steel frame.

Installation: Designed for shallow ceiling plenums where 2x4 joists or taller are used. Suitable for T-grid and drop ceiling applications. Driver mounted on junction box for cooler LED operation.

Junction Box: 16 gauge pre-wired galvanized steel Junction Box, 25 cubic-inch for a maximum of (8) #12 AWG wires. Positioned to accommodate straight conduit runs. Furnished with seven 1/2" trade size conduit pry-out knockouts, four 3/4" pry-out knockouts, one 1" pry-out knockout and (4) Romex pry-outs with strain relief. Strain clamps to install or remove covers for easy access and grounding.

Hanger Bars: Pre Installed high strength hanger bars with True Nail easy installation in regular lumber, engineered lumber, and Laminated Beams. Integral T-Bar slots for easy installation in T-Bars. Spans up 24" and can be repositioned 90°. Score lines allow for tool-free hanger bar size reduction. Integral leveling flange allows for single-person installation while easily aligning the housings with the joists.

Electrical: Driver is rated for 120V and 277V input (120/277V). High efficiency, high power factor > 0.9 driver.

Dimmability: Flicker-Free Dimming. E5SQLFU11 works with Triac/ELV type dimmers. E5SQLFU20 works with 0-10V dimmers. Smoothly dims down to 10%. (Dimming range may vary depending on dimmer model). For full list of dimmers refer to the Dimmer Compatibility List.

Listings: UL/cUL Listed for Damp Location and for Wet Location with select light engines; Listed for Direct Contact with Insulation and Combustible Material; Listed for Feed Through. Inserts meet restricted air flow requirements (Per ASTM E-283). **Warranty:** ELCO Products are built to last. 5-year Limited warranty.

Product Numbers

Item	Description	Watts	Voltage	Dimming
E5SQLFU11	1100 lm Maple™ Light Engines	16W	120/277V	Triac/ELV
E5SQLFU20	2000 lm Maple™ Light Engines	28W	120/277V	0-10V

Product Number Builder

Example: **E5SQLFU11**

ELCO 5" LED Square Frame 120/277V

Lumen

Optional

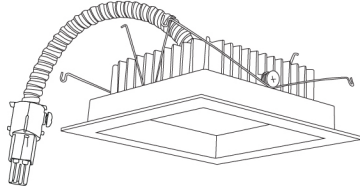
E5SQLFU

11 1100 lm
20 2000 lm

No EM
EM1 750 lm Emergency Output
EM2 1100 lm Emergency Output

For use with 5" Maple™ LED Square Frames

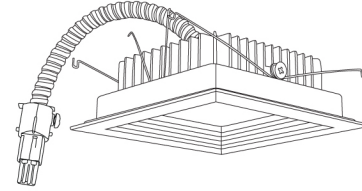
5" Maple™ LED Light Engines



E520L
Square Reflector Trim

Finishes:
(W, BZ, B)

CAT NO.	SPECIFICATIONS
E520L11	1100 lm / 16W
E520L20	2000 lm / 26W

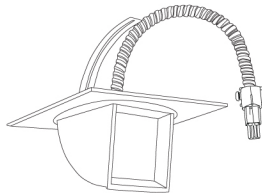


E524L
Square Baffle Trim

Finishes:
(W, BZ, B)

CAT NO.	SPECIFICATIONS
E524L11	1100 lm / 16W
E524L20	2000 lm / 26W

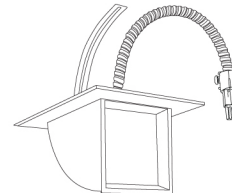
5" Maple™ Pull Down LED Light Engines



E523L
Square Adjustable Pull Down

Finishes:
(W, BZ)

CAT NO.	SPECIFICATIONS
E523L11	1100 lm / 16W



E521L
Non-IC Pull Down

Finishes:
(W)

CAT NO.	SPECIFICATIONS
E521L20	2000 lm / 26W

PRODUCT NUMBER BUILDER

Maple™ Trim	Lumen	Color Temperature	Finish
<input type="text"/>	<input type="text"/>	<input type="text"/>	<input type="text"/>
E520L Square Reflector	11 1100 lm	30 3000K	W All White
E521L Square Non-IC Pull Down	20 2000 lm	40 4000K	BZ All Bronze
E523L Square Adjustable Pull Down			B All Black
E524L Square Baffle			