

ProSeries™

For Single Point-of-Use or Multiple Applications

Specifications

Tankless Electric Water Heater

Applications

- | | |
|----------------------|-------------|
| • Handwashing | 0.5-2.2 GPM |
| • Standard Hand Sink | 0.5 GPM |
| • Kitchen Sink | 2-2.5 GPM |
| • Mop Sink | 2-4+ GPM |
| • Dishwasher | 1-2 GPM |

Average Gallons Per Minute (GPM) based on 2010 Plumbing Standards

Performance Features

- Instant, consistent and endless hot water
- Protected internal temperature control
- Copper immersion heating elements with brass top increases durability and are threaded for easy replacement
- Simple Installation
- Internal temperature control adjustable in increments of 1°F
- 8-13kW units: Temperature range 80°-140°F
- 18-36kW units: Temperature range 80°-180°F

Special Design Service

Inquiries for units for unique applications are welcome. Call our Technical Service department at **1-800-543-6163**.

Suggested Specification

Tankless water heater shall be an Eemax ProSeries model number PR_____.

Unit shall have copper clad immersion heating element(s) with brass terminations for increased durability. Temperature control and display to be internal to the unit, and adjustable in 1°F increments with a range of 80°-140°F; 80°-180°F on 18-36kW units. Display shall be capable of displaying setpoint temperature in Centigrade or Fahrenheit temperature scales. Unit shall utilize a flow meter with a 0.3 GPM activation point and manage power based on actual flow rate and inlet temperature. Values should be processed 60 times per second. Unit shall be WQA certified lead free, certified to UL499 and CSA-C22.2 No. 64.


Eemax Inline Flow Regulator

EEMAX PART NUMBER	GPM RATING OF INSERTS PROVIDED	CONNECTION SIZE
IFR 1-2	1.0, 1.5, 2.0	1/2" NPT
IFR 3-4	2.0, 3.0, 4.0, 5.0	3/4" NPT


- Enhanced outlet temperature control
- Install on the outlet side of the heater
- Limit maximum volume to the specified flow rate to ensure exiting temperature is within an acceptable range
- Flow Regulators for 1/2" and 3/4" plumbing connections
- Restriction range: 1.0 to 5.0 gallons per minute



PR008240/PR011240/PR13240



PR018240



PR024240/PR027240



PR036240



NO LEAD*
*The wetted surface of this product contacted by water contains less than 0.25% lead and meets NSF/ANSI 372



Eemax Inline Flow Regulator Suggested Sizing Guide*

		Inlet Water Temperature			
		40°F	50°F	60°F	70°F
PR008240	IFR 1-2	1.0	1.0	1.0	1.5
PR011240	IFR 1-2	1.0	1.0	1.5	2.0
PR013240	IFR 1-2	1.0	1.5	2.0	2.0
PR018240	IFR 3-4	2.0	2.0	2.0	3.0
PR024240	IFR 3-4	2.0	2.0	3.0	4.0
PR027240	IFR 3-4	2.0	3.0	4.0	5.0
PR036240	IFR 3-4	3.0	4.0	5.0	5.0

*Selection based on inlet temperature and an outlet temperature setting of 105°F



ProSeries

For Single Point-of-Use or Multiple Applications

Specifications

Tankless Electric Water Heater

MODEL NUMBER	KW	AMPS	RECOMMENDED WIRE SIZE (75° C/CU)	TURN ON (GPM)	MAX FLOW (GPM)	TEMPERATURE RISE °F									
						0.5 GPM	1.0 GPM	1.5 GPM	2.0 GPM	2.5 GPM	3.0 GPM	4.0 GPM	5.0 GPM	6.0 GPM	
VOLTS 240*															
C PR008240	8.0	33(1x40)	8 AWG	0.3	4.8	109°	55°	36°	27°	22°	18°	14°	11°	-	
C PR008240 (derated 208V performance)	5.8	28	8 AWG	0.3	4.8	79°	40°	26°	20°	16°	13°	10°	8°	-	
C PR011240	11.0	46(1x50)	8 AWG	0.3	4.8	†	75°	50°	38°	30°	25°	19°	15°	-	
C PR011240 (derated 208V performance)	8.2	40	8 AWG	0.3	4.8	†	56°	37°	28°	22°	19°	14°	11°	-	
C PR013240	13.0	54(1x60)	6 AWG	0.3	4.8	†	89°	59°	44°	36°	30°	22°	18°	15°	
C PR013240 (derated 208V performance)	10.1	49(1x60)	6 AWG	0.3	4.8	†	69°	46°	34°	28°	23°	17°	14°	11°	
C PR018240	18.0	75(2x38)	8 AWG	0.3	7.0	†	123°	82°	61°	49°	41°	31°	25°	20°	
C PR018240 (derated 208V performance)	13.3	64(2x32)	8 AWG	0.3	7.0	†	91°	61°	45°	36°	30°	23°	18°	15°	
C PR024240	24.0	100(3x33)	8 AWG	0.3	7.0	†	†	109°	82°	66°	55°	41°	33°	27°	
C PR024240 (derated 208V performance)	17.5	84(3x28)	8 AWG	0.3	7.0	†	†	120°	80°	60°	48°	40°	30°	24°	20°
C PR027240	27.0	113(3x37)	8 AWG	0.3	7.0	†	†	123°	92°	74°	61°	46°	37°	31°	
C PR027240 (derated 208V performance)	20.0	96(3x32)	8 AWG	0.3	7.0	†	†	137°	91°	68°	55°	46°	34°	27°	23°
C PR036240	36.0	150(4x38)	8 AWG	0.3	8.0	†	†	†	123°	98°	82°	61°	49°	41°	
C PR036240 (derated 208V performance)	26.6	127(4x32)	8 AWG	0.3	8.0	†	†	†	121°	91°	73°	61°	45°	36°	30°

* 240V units can be used on 208V single phase with 25% reduced temperature output. Please note per UL standards the rating plate and installation instructions will all be according to a 240V applied voltage. Check with local officials prior to derating the electrical infrastructure.

† Temperature electronically limited setting on adjustable thermostat on front cover

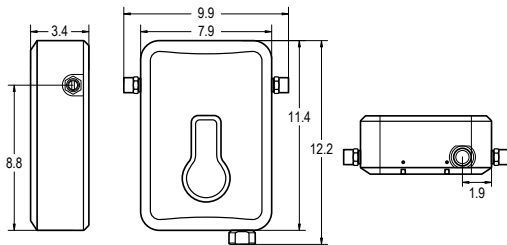
*C indicates evaluation and compliance to either Underwriters Laboratories (UL) or Intertek (ETL) under CAN/CSA-C22.2 No. 64/ No. 88.

Product Specifications

Dynamic Operating Pressure:	25 PSI min., 150 PSI max.
Certifications:	ETL Listed to UL499 and CSA-C22.2 No. 64
Temperature Accuracy:	+/-1° at steady state

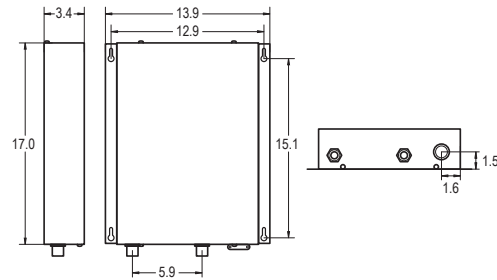
PR008240/PR011240/PR013240

Size:	11.5"H 8"W x 3.75"D
Weight:	8 kw: 4.75 lb, 11 kw/13 kw: 7 lb
Unique Features:	Welded exchanger, 1/2" compression fittings with 1/2" NPT adapters included
Adj. Temp. Range:	80°F-140°F



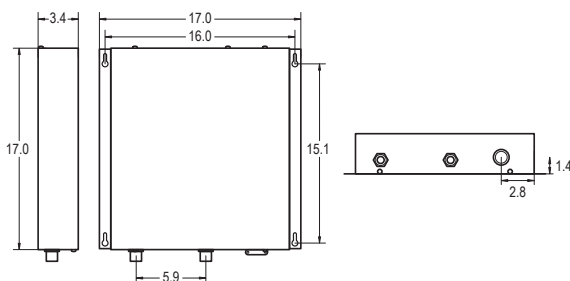
PR018240

Size:	17"H x 14"W x 3.75"D
Weight:	11.25 lb
Unique Features:	Welded exchanger, 3/4" NPT fittings
Adj. Temp. Range:	80°F-180°F



PR024240/PR027240

Size:	17"H x 17"W x 3.75"D
Weight:	13.75 lb
Unique Features:	Welded exchanger, 3/4" NPT fittings
Adj. Temp. Range:	80°F-180°F



PR036240

Size:	17"H x 21"W x 3.75"D
Weight:	17.4 lb
Unique Features:	Welded exchanger, 3/4" NPT fittings
Adj. Temp. Range:	80°F-180°F

