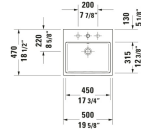
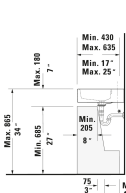
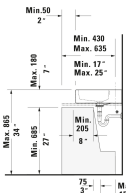
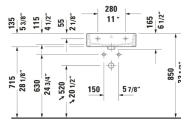
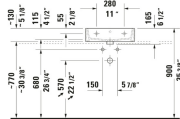
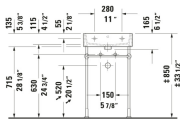
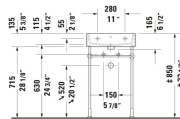


**Vero Air Wall Mounted Sink # 2350500000 / 2350500027 / 2350500028 / 2350500060 / 2350500087 / 2350500088**

| < 19 5/8 " > |



\* The required reach to operable parts  
Recommended ADA Installation

\* The required reach to operable parts  
Recommended ADA Installation

Wall Mounted Sink	Dimension	Weight	Order number
Rectangular, Includes faucet deck: Yes, Underside glazed, Back side glazed: No, 19 5/8 ", ADA: Yes, cUPC listed: Yes			
<b>Colors</b>			
00 White			
<b>Variant</b>			
● White High Gloss, Number of basins: 1 Middle, Number of faucet holes: 1 Middle, Overflow: Yes	19 5/8 "x6 1/2 "	31.967 lb	2350500000
● White High Gloss, Number of basins: 1 Middle, Number of faucet holes: 1 Middle, Overflow: Yes, Ground	19 5/8 "x6 1/2 "	31.967 lb	2350500027
⊗ White High Gloss, Number of basins: 1 Middle, Overflow: Yes, Ground	19 5/8 "x6 1/2 "	31.967 lb	2350500028
⊗ White High Gloss, Number of basins: 1 Middle, Overflow: Yes	19 5/8 "x6 1/2 "	31.967 lb	2350500060
White High Gloss, Number of faucet holes: 3	19 5/8 "x6 1/2 "	31.967 lb	2350500087
White High Gloss, Number of faucet holes: 3, Ground	19 5/8 "x6 1/2 "	31.967 lb	2350500088
<b>Spare parts</b>			
P-Trap Material: Brass, Outlet: horizontal, Suitable for Wall Mounted Sink	2 3/4 x 16 3/4 "	3.307 lb	005036
<b>Suitable products</b>			
Console Installation Type: Floorstanding, Wall installation, Adjustable height: 2 1/2 ", Hardware included: Yes, Reversible: No, Includes towel rail: Yes, 16 3/4 x 16 3/4 "	16 3/4 x 16 3/4 "		003065
Vanity Cabinet Number of drawers: 2, Without handle, Slow close, Pressure inlet, Required Items: Wall Mounted Sink Vero Air # 235050, 19 x 18 1/8 "	19 x 18 1/8 "		LC6274

**Vero Air Wall Mounted Sink # 2350500000 / 2350500027 /  
2350500028 / 2350500060 / 2350500087 / 2350500088**

|< 19 5/8 " >|

Vanity Cabinet Number of drawers: 1, Includes vanity top: Yes, Faucet holes possible, Handle, Slow close, Lay-in compartment Optional, 31 1/2 x 21 5/8 "	31 1/2 x 21 5/8 "	DE4947
Vanity Cabinet Number of drawers: 1, Includes vanity top: Yes, Faucet holes possible, Handle, Slow close, Lay-in compartment Optional, 39 3/8 x 21 5/8 "	39 3/8 x 21 5/8 "	DE4948
Vanity Cabinet Number of drawers: 1, Includes vanity top: Yes, Faucet holes possible, Handle, Slow close, Lay-in compartment Optional, 47 1/4 x 21 5/8 "	47 1/4 x 21 5/8 "	DE4949
Vanity Cabinet Number of drawers: 1, Number of drawers: 1, Includes vanity top: Yes, Faucet holes possible, Handle, Siphon cut-out: Yes, Panel: Yes, Slow close, Lay-in compartment Optional, 31 1/2 x 21 5/8 "	31 1/2 x 21 5/8 "	DE4967
Vanity Cabinet Number of drawers: 1, Number of drawers: 1, Includes vanity top: Yes, Faucet holes possible, Handle, Siphon cut-out: Yes, Panel: Yes, Slow close, Lay-in compartment Optional, 39 3/8 x 21 5/8 "	39 3/8 x 21 5/8 "	DE4968
Vanity Cabinet Number of drawers: 1, Number of drawers: 1, Includes vanity top: Yes, Faucet holes possible, Handle, Siphon cut-out: Yes, Panel: Yes, Slow close, Lay-in compartment Optional, 47 1/4 x 21 5/8 "	47 1/4 x 21 5/8 "	DE4969

*All drawings contain the necessary measurements which are subject to standard tolerances. They are stated in inch & mm and are non-binding. Exact measurements, in particular for customized installation scenarios, can only be taken from the finished ceramic piece.*