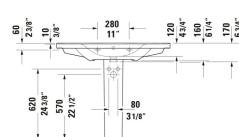
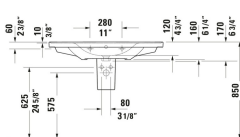
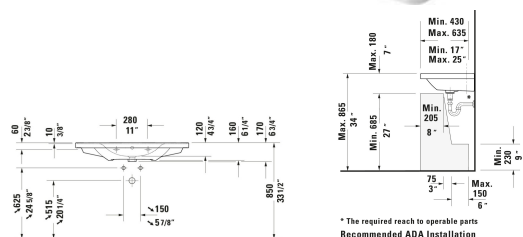
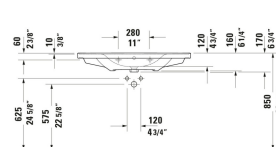
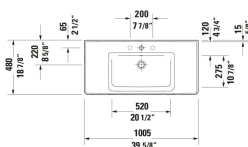


## D-Neo Wall Mounted Sink # 2367100000 / 2367100060

< 39 5/8 " >



\* The required reach to operable parts  
Recommended ADA Installation

Wall Mounted Sink	Dimension	Weight	Order number
D-shaped, Includes faucet deck: Yes, Overflow: Yes, Underside glazed, 39 5/8 ", ADA: Yes			
<b>Colors</b>			
00 White			
<b>Variant</b>			
● White High Gloss, Rectangular, Number of basins: 1 Middle, Number of faucet holes: 1 Middle, Back side glazed: No		59.525 lb	2367100000
⊗ White High Gloss, Rectangular, Number of basins: 1 Middle, Back side glazed: No		59.525 lb	2367100060
<b>Infobox</b>			
Space-saving siphon is recommended in conjunction with vanity unit / To attach washbasins from a size of 1000 mm, two attachments with article no. # 6951000000 are required			
Sanitary ceramics with the special WonderGliss surface finish will remain clean and attractive-looking for a long time to come. When ordering WonderGliss please add a "1" as eleventh digit to the model number.			
<b>Suitable products</b>			
Vanity Cabinet Number of drawers: 1, Handle, Slow close, Lay-in compartment Optional, Required Items: Wall Mounted Sink D-Neo # 236710, 38 3/4 x 17 3/4 "	38 3/4 x 17 3/4 "		DE4256
Vanity Cabinet Number of drawers: 1, Number of drawers: 1, Handle, Siphon cut-out: Yes, Panel: Yes, Slow close, Lay-in compartment Optional, Required Items: Wall Mounted Sink D-Neo # 236710, 38 3/4 x 17 3/4 "	38 3/4 x 17 3/4 "		DE4356

D-Neo Wall Mounted Sink # 2367100000 / 2367100060

|< 39 5/8 " >|

---

*All drawings contain the necessary measurements which are subject to standard tolerances. They are stated in inch & mm and are non-binding. Exact measurements, in particular for customized installation scenarios, can only be taken from the finished ceramic piece.*