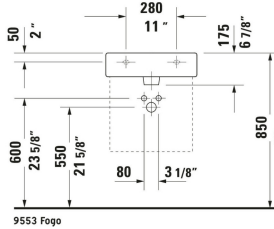
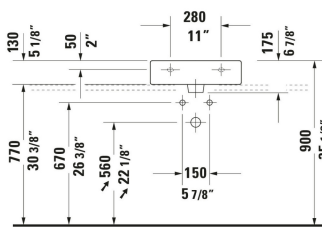
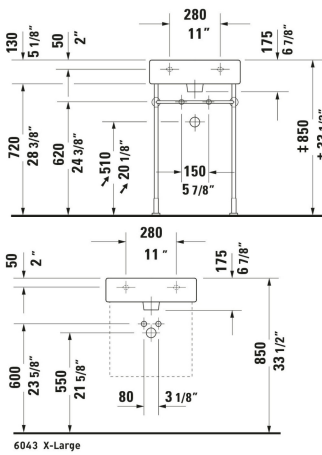
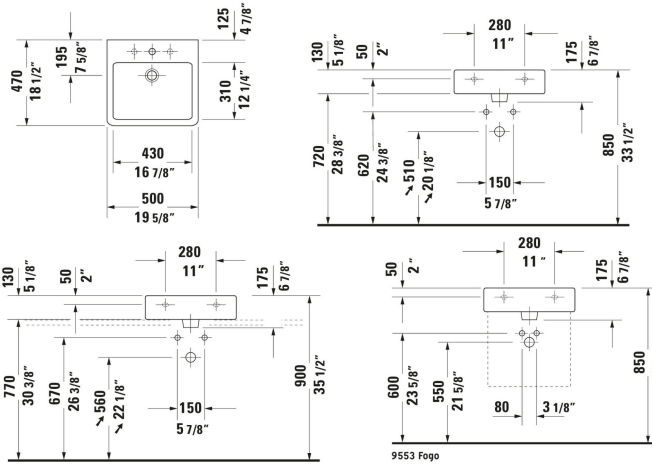


Vero Wall Mounted Sink # 0454500000 / 0454500027 / 0454500030 / 0454500088

| < 19 5/8 " > |



6043 X-Large

Wall Mounted Sink	Dimension	Weight	Order number
Rectangular, Includes faucet deck: Yes, Back side glazed: No, 19 5/8 ", ADA: Yes, cUPC listed: Yes			
Colors			
00 White			
Variant			
● White High Gloss, Number of basins: 1 Middle, Number of faucet holes: 1 Middle, Overflow: Yes, Underside glazed	19 5/8 "x6 7/8 "	33.731 lb	0454500000
● White High Gloss, Number of basins: 1 Middle, Number of faucet holes: 1 Middle, Overflow: Yes, Ground	19 5/8 "x6 7/8 "	33.731 lb	0454500027
●●● White High Gloss, Number of basins: 1 Middle, Number of faucet holes: 3 Middle, Overflow: Yes, Soap dispenser position: Left, Underside glazed	19 5/8 "x6 7/8 "	33.731 lb	0454500030
●●● White High Gloss, Number of basins: 1 Middle, Number of faucet holes: 3 Middle, Overflow: Yes, Ground, Soap dispenser position: Left	19 5/8 "x6 7/8 "	33.731 lb	0454500088
Spare parts for White High Gloss, Number of basins: 1 Middle, Number of faucet holes: 3 Middle, Overflow: Yes, Ground, Soap dispenser position: Left			
P-Trap Material: Brass, Outlet: horizontal, Suitable for Wall Mounted Sink	2 3/4 x 16 3/4 "	3.307 lb	005036

**Vero Wall Mounted Sink # 0454500000 / 0454500027 /
0454500030 / 0454500088**

|< 19 5/8 " >|

Sink Drain Suitable for washbasin with overflow, Ø 2 1/2 "	Ø 2 1/2 "	0.75 lb	005052
Suitable products			
Console Installation Type: Floorstanding, Wall installation, Adjustable height: 2 1/2 ", Hardware included: Yes, Reversible: No, Includes towel rail: Yes, 16 3/4 x 16 3/4 "		16 3/4 x 16 3/4 "	003065

All drawings contain the necessary measurements which are subject to standard tolerances. They are stated in inch & mm and are non-binding. Exact measurements, in particular for customized installation scenarios, can only be taken from the finished ceramic piece.