

Spare Parts

August 2011

3

Content

General Information

Where to Purchase Parts	4
Basic Toilet Troubleshooting	5
General Terms of Sale	146

Floor Standing Toilets

Identify Your Floor Toilet.....	6
1930 Series	8
Caro.....	12
D-Code	16
Duraplus.....	19
Giorno	20
Happy D.....	21
Medici.....	27
Metro.....	30
PuraVida.....	33
Starck X.....	34
Starck 1.....	37
Starck 2.....	40
Starck 3.....	43
Tribeca	49
Vero	51
Other Floor Toilet Parts	55

Wall Hung Toilets

Wall Hung Toilets	57
Other Wall Hung Toilet Parts	62

Toilet Seats

Toilet Seat Parts	63
-------------------------	----

In-Wall Toilet Tanks and Carriers

In-Wall Toilet Carriers	81
Pipe Options for Wall Hung Toilets	85
In-Wall Toilet Tank.....	86

Urinals

Architec.....	87
Caro.....	88
Dry.....	89
Starck 1.....	90
Starck 3.....	91
Utronic	92
Vero	93
Urinal Covers	94

Content

Washbasins

Above-Counter Basins.....	96
Undermount Basins	97
Wall Hung Basins	98
Siphon Cover Hardware	99
Washbasin Cutout Templates	100
Metal Consoles.....	101
Lavatory Drains and P-Traps	102

Bidets

Floor Standing Bidets.....	104
Wall Hung Bidets.....	105
Bidet Covers.....	106
In-wall Bidet Carrier	107

Kitchen Sinks

Kitchen Sinks	108
---------------------	-----

Bathtubs

Installation Material.....	109
Support Frames	110
2nd Floor Acrylic Inlays	111
Freestanding Tub Components	112
Tub Drains.....	113

Whirltubs

Air & Jet Plumbing Parts.....	115
Electrical Parts for Systems with Keypads.....	117
Electrical Parts for Systems with Remotes	121
Additional Options (e.g., ozone, heater).....	127
Discontinued Electrical Parts	128
Component Cross-Reference.....	129

Shower Trays

Shower Tray Parts	129
-------------------------	-----

Furniture

Mounting Hardware	130
Handles.....	131
Other Furniture Parts	132
Lighting	133
Furniture Lighting Cross Reference	140
Accessories	141

Color Samples

Ceramic, Acrylic Samples	142
Furniture Sample Rings	143

Where to Purchase Parts

Duravit spare parts can be purchased online through one of the certified parts distributors listed on our website:

<http://www.duravit.us/service/parts-sart7ruc9h.html>

(If the above link does not work, go to www.duravit.us and click on the **Service** tab at the top. Then click **Parts** in the left column.)

If the part you need is not listed online, or is out of stock, you can purchase it from any Duravit distributor. To locate a distributor in your area, go to:

<http://www.duravit.us/service/find-a-retailer-useo6suuk8.html>

(If the above link does not work, go to www.duravit.us and click on the **Service** tab at the top. Then click **Find a Retailer** in the left column.)

Basic Toilet Troubleshooting

Symptom	Issue	Solutions
Tank refills itself periodically	Slow leak under flapper Slow leak under flush valve	Replace flapper Replace flush valve / Check seal
Tank constantly filling (FULL)	Water level set too high Fill valve not responding to float lift	Lower fill valve (water level in tank) Replace fill valve repair kit / fill valve
Tank constantly filling (EMPTY)	Flapper not sealing Flapper stuck open	Replace flapper See symptom "Flapper stays up / open"
Strange noises when refilling	Debris in fill valve Damage to diaphragm	Clean fill valve Replace fill valve repair kit / fill valve
No water flow to toilet	Supply is closed Supply is blocked	Open shutoff valve Empty filter basket (under fill valve) Replace fill valve
Flapper stays up / open	Obstructed movement	Check chain not hung up Check for rubbing against ceramic/parts
Poor flush	Refill tube not connected Water level too low in tank Trapway obstructed Waste/vent line obstructed Wax ring slipped during install	Point refill tube into overflow tube Adjust level to water line mark Clear trapway (auger) Clear waste/vent line Re-set toilet
Water leaking onto floor	Tank components too loose Tank to bowl gasket missing / slipped Leaking from pin hole / crack in china	Tighten tank components and hardware Check or replace if necessary Contact retailer with warranty claim
Toilet rocks back and forth	Uneven mounting surface	Silicone around the toilet base

Identify Your Floor Toilet

Series 1930 # 015101 - pg 8
213001 - pg 11



Caro # 010101 - pg 12



Caro # 022509 - pg 13



D-Code # 011701 - pg 14



D-Code # 011301 - pg 16



Duraplus # 010201 - pg 17



Giorno # 024709 - pg 18



Happy D. # 010301 side lever - pg 19
011201 side lever - pg 20
011201 top button - pg 21



Happy D. # 017009 - pg 22



Medici # 015401 - pg 25



Metro # 015701 - pg 28



PuraVida # 211909 - pg 31



Identify Your Floor Toilet

Starck X # 210009 – pg 32



Starck X # 210109 – pg 34



Starck 1 # 023309 – pg 35



Starck 2 # 016301 side lever – pg 38
016301 top button – pg 40



Starck 3 # 210501 – pg 41
212501 – pg 42
(212501 shown)



Starck 3 # 011501 – pg 43
212001 – pg 44
(212001 shown)



Starck 3 # 012809 – pg 45



Tribeca # 015901 – pg 47



Vero # 210301 – pg 49







Vero # 211609 – pg 50



Vero # 211709 – pg 52



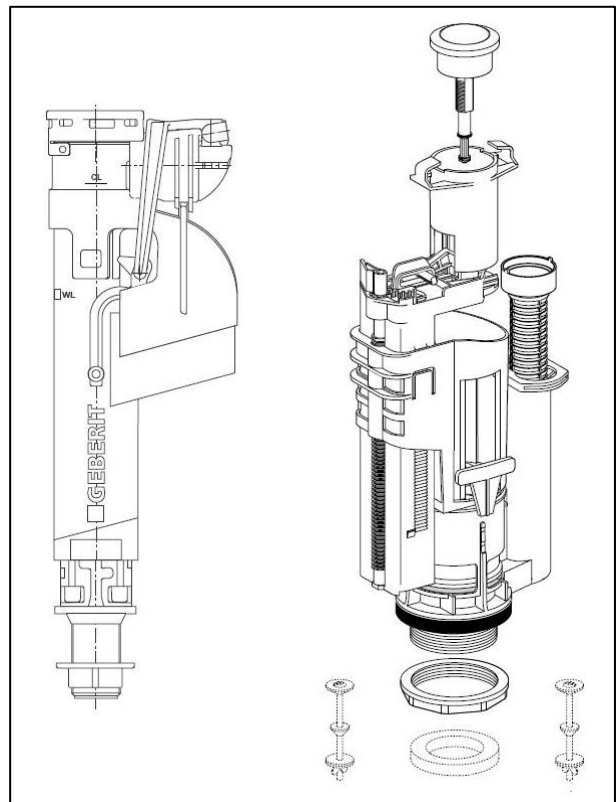
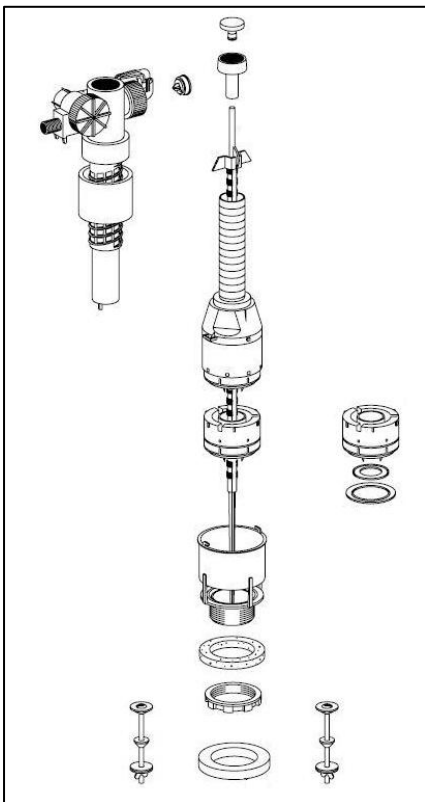
1930 Series US 2pc Toilet # 015101 & 087223 – 1.6 gpf

	Description	Model-No.	USD
	Tank lid for #087223, white If broken, please order complete tank	N/A	
	Bolt caps, white	0067140000	5
	Tank to bowl gasket	0074170200	5
	Tank to bowl hardware with gasket	0074120000	15





Internal Tank Parts:

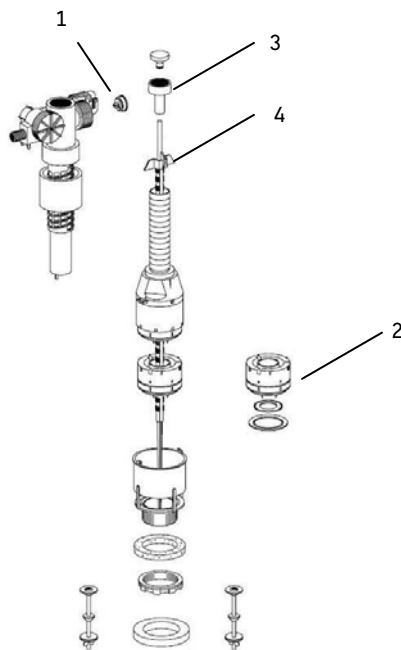
Version I – Grohe Single Flush, pg 9

Version II – Geberit Single Flush, pg 10







1930 Series US 2pc Toilet # 015101 & 087223 – 1.6 gpf

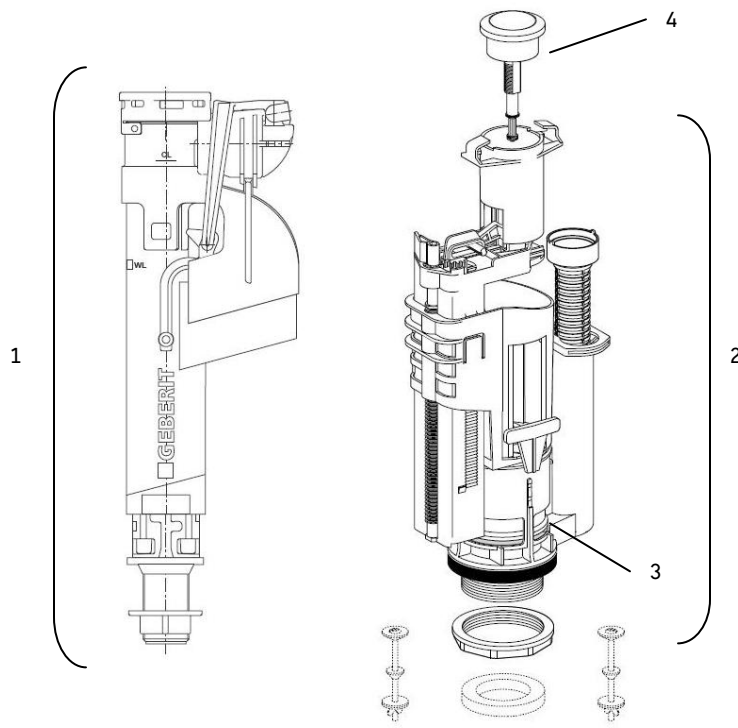
Description	Model-No.	USD	
Version I Tank Parts – Grohe Single Flush (#0872230001):			
	[1] – Fill valve repair kit	0014520000	30
	[2] – GROHE piston assembly, "flapper"	0014510000	45
	[3] – Push button with logo: Chrome (shown) Polished brass	0074141000	15
	[4] – Compression and tension rods	0074171900	25










Note: If complete flush valve replacement is desired, it is necessary to upgrade ALL tank components (fill valve, flush valve, push button) to Version II, Geberit Single Flush. However, it is possible to only replace the Grohe Fill Valve with the Geberit #0074112200 without changing any other components.

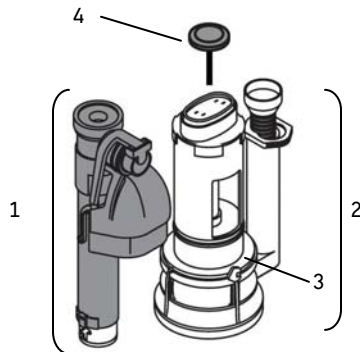
1930 Series US 2pc Toilet # 015101 & 087223 – 1.6 gpf

Description	Model-No.	USD	
Version II Tank Parts – Geberit Single Flush (#087223005):			
	[1] – Fill valve, Geberit tank mount	0074112200	75
	[2] – Flush valve, Geberit single flush, without push button	0074133900	85
	[3] – Flush valve gasket, “flapper”	0074124600	20
	[4] – Single flush button: Chrome (shown) Polished brass	0074301000 0074305100	45 40








1930 Series US 2pc Toilet # 213001 & 087230 – 1.28 gpf

	Description	Model-No.	USD
	Tank lid for #087230, white If broken, please order complete tank	N/A	
	Bolt caps, white	0067140000	5
	Tank to bowl gasket and hardware	0074126700	20
	[1] - Fill valve, Geberit tank mount	0074112200	75
	[2] - Flush valve for 2pc toilet, Geberit HET	0074137600	85
	[3] - Flush valve gasket for Geberit HET, "flapper"	1002970000	10
	[4] - Single push button, chrome	0075091000	25

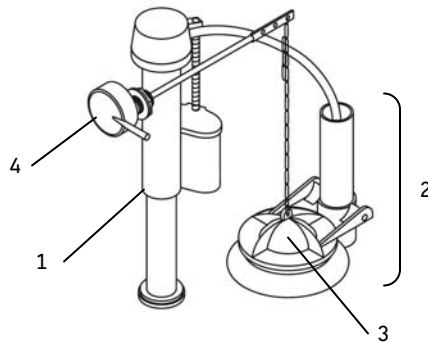


Caro US 2pc Toilet # 010101 & 092410 – 1.6 gpf




	Description	Model-No.	USD
	Tank lid for #092410, white If broken, please order complete tank	N/A	
	Bolt caps, white	0067140000	5
	Tank to bowl gasket and hardware	0074126700	20
	Threaded insert for seat attachment (one piece)	0050501000	5
	Fixing screws	1001490000	10
<div style="border: 1px solid black; padding: 5px;"> <p>Note: Required for installation when non-Duravit seat used.</p> </div>			

Caro US 2pc Toilet # 010101 & 092410 – 1.6 gpf










	Description	Model-No.	USD
	[1] – Fill valve for Caro	0074113300	35
	[2] – Flush Valve 3" for Caro Overflow tube length: 7 1/2"	0074135500	50
	[3] – Flapper 3"	1002350000	15
	[4] – Trip lever V1, chrome	0074821000	15
	[4] – Trip lever V2, chrome	0074831000	15










Caro Vario 2pc Toilet # 022509 & 087250 – Single Flush

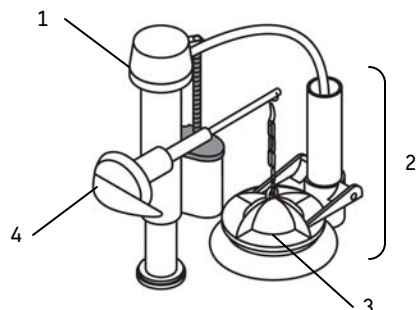
	Description	Model-No.	USD
	Mounting brackets, hardware, white and chrome caps	0067021000	20
	Threaded insert for seat attachment (one piece)	0050501000	5
	Fixing screws	1001490000	10
<p>Note: Required for installation when non-Duravit seat used.</p>			

Caro Vario 2pc Toilet # 022509 & 087250 – Single Flush








Description	Model-No.	USD
Tank Parts – Grohe Single Flush:		
	Complete plastic tank without push button	0074171800 315
	US 1/2" NPT angle stop	240853001 20
	Mounting hardware for tank	0074123700 85
	Push button with logo: Chrome (shown) White Polished brass	0074141000 15 0074140000 20 0074145100 75
	Compression and tension rods	0074171900 25
	Fill valve	0074112600 25
	Fill valve repair kit	0014520000 30
	Flush valve	0074138400 210
	GROHE piston assembly, "flapper"	0014510000 45

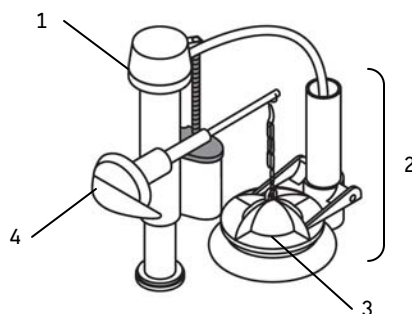
D-Code US 2pc Toilet # 0117010000 & 0927200001 – 1.6 gpf

	Description	Model-No.	USD
	Tank lid for #092720, white broken, please order complete tank	N/A	
	Bolt caps, white	0067140000	5
	Tank to bowl gasket and hardware	0074126700	20
	[1] – Fill valve for D-Code 2pc <i>Alternate: #0074112900, \$35</i>	0074114300	15
	[2] – Flush Valve 3" for D-Code 2pc Overflow tube length: 6 1/4"	0074137000	20
	[3] – Flapper 3"	1002350000	15
	[4] – Trip lever V1, chrome	0074821000	15









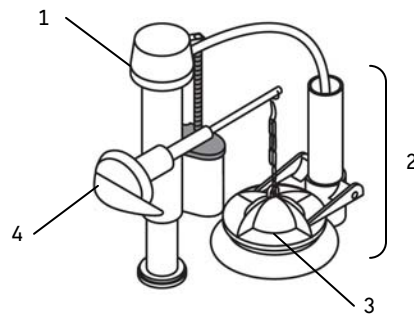
D-Code US 2pc Toilet # 0117010062 & 0927200002 – 1.28 gpf

	Description	Model-No.	USD
	Tank lid for #092720, white broken, please order complete tank	N/A	
	Bolt caps, white	0067140000	5
	Tank to bowl gasket and hardware	0074126700	20
	[1] – Fill valve for D-Code 2pc HET	0074114362	35
	[2] – Flush Valve 3" for D-Code 2pc HET	0074137062	45
	[3] – Flapper 3"	1002350000	15
	[4] – Trip lever V1, chrome	0074821000	15










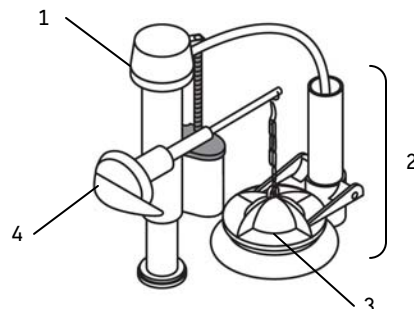
D-Code US 1pc Toilet # 0113010001 – 1.28 gpf

	Description	Model-No.	USD
	Tank lid for #011301, white	0113990000	35
	Bolt caps, white	0067140000	5
	[1] - Fill valve for D-Code 1pc HET	0074115000	35
	[2] - Flush Valve 3" for D-Code 1pc HET	0074138200	45
	[3] - Flapper 3"	1002350000	15
	[4] - Trip lever V1, chrome	0074821000	15




Duraplus US 2pc Toilet # 010201 & 092510 – 1.6 gpf



	Description	Model-No.	USD
	Tank lid for #092510, white If broken, please order complete tank	N/A	
	Bolt caps, white	0067140000	5
	Tank to bowl gasket and hardware	0074126700	20
	[1] - Fill valve for Duraplus <i>Alternate: #0074114300, \$15</i>	0074112900	35
	[2] - Flush Valve 3" Overflow tube length: 6 5/8"	0074134200	45
	[3] - Flapper 3"	1002350000	15
	[4] - Trip lever V1, chrome	0074821000	15

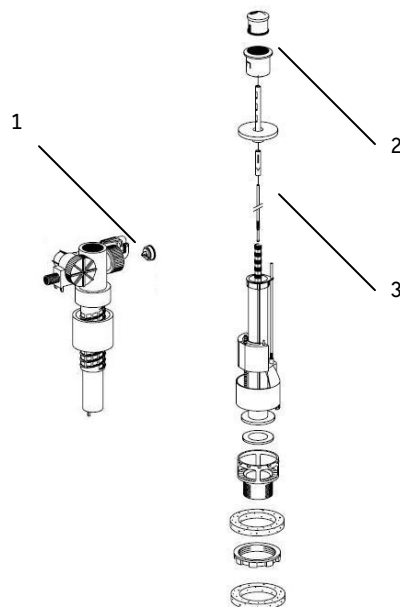


Giorno Vario 2pc Toilet # 024709 & 091100 – Dual Flush

Description	Model-No.	USD
Complete plastic tank, mechanisms included	0074172300	410
 Mounting brackets, hardware, white and chrome caps	0067021000	20









Internal Tank Parts – Grohe Dual Flush:

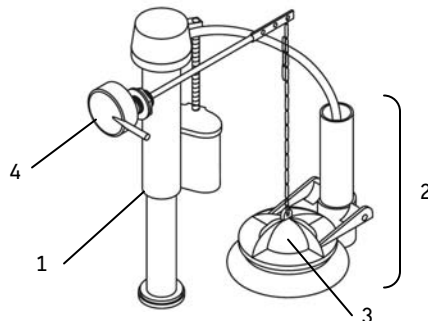
 [1] – Fill valve repair kit	0014520000	30
[2] – Dual flush push button with logo, chrome	0075521000	45
 [3] – Push/pull rod set	0074172800	25



Note: If complete fill valve or flush valve is required, please purchase plastic tank #0074172300.









Happy D. US 2pc Toilet # 010301 & 092610 – 1.6 gpf

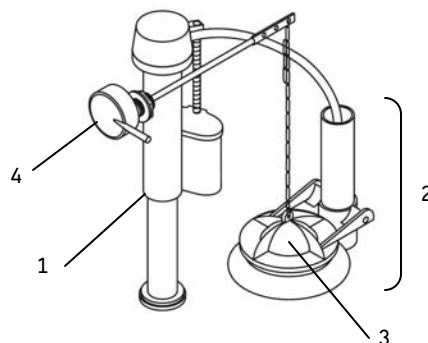
	Description	Model-No.	USD
	Tank lid for #092610, white If broken, please order complete tank	N/A	
	Bolt caps, white	0067140000	5
	Tank to bowl gasket and hardware	0074126700	20
	[1] – Fill valve for Happy D. <i>Alternate: #0074113200, \$35</i>	0074113000	35
	[2] – Flush Valve 3" for Happy D. Overflow tube length: 8 1/4"	0074135100	50
	[3] – Flapper 3"	1002350000	15
	[4] – Trip lever V1, chrome	0074821000	15
	[4] – Trip lever V2, chrome	0074831000	15










Note: The ceramic tank #092610 and bowl #010301 are NOT compatible with #011201, #092910, or soft close seat #0068590000. SP 3 US 21

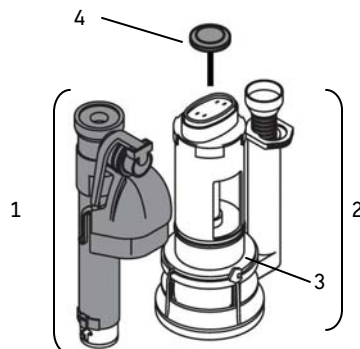
Happy D. US 2pc Toilet # 0112010000 & 0929100001 - 1.6 gpf

	Description	Model-No.	USD
	Tank lid for #092910, white If broken, please order complete tank	N/A	
	Bolt caps, white	0067140000	5
	Tank to bowl gasket and hardware	0074126700	20
	[1] - Fill valve for Happy D. <i>Alternate: #0074113200, \$35</i>	0074113000	35
	[2] - Flush Valve 3" for Happy D. Overflow tube length: 6 1/2"	0074135100	50
	[3] - Flapper 3"	1002350000	15
	[4] - Trip lever V1, chrome	0074821000	15
	[4] - Trip lever V2, chrome	0074831000	15










Happy D. US 2pc Toilet # 0112010062 & 0929100005 – 1.28 gpf

	Description	Model-No.	USD
	Tank lid for #0929100005 (hole for push button), white If broken, please order complete tank	N/A	
	Bolt caps, white	0067140000	5
	Tank to bowl gasket and hardware	0074126700	20
	[1] – Fill valve, Geberit tank mount	0074112200	75
	[2] – Flush valve for 2pc toilet, Geberit HET	0074137600	85
	[3] – Flush valve gasket for Geberit HET, “flapper”	1002970000	10
	[4] – Single push button, chrome	0075091000	25



Happy D. Vario 2pc Toilet # 017009 & 091010 – Dual Flush

	Description	Model-No.	USD
	Tank lid for #091010, white If broken, please order complete tank	N/A	
	Mounting brackets, hardware, white and chrome caps	0067021000	20
	Tank to bowl gasket	0074170200	5
	Tank to bowl hardware with gasket	0074120000	15
	Special flexible supply hose with washer, length 14" 3/8" female NPSM(straight thread) x 3/8" female compression(9/16" – 24 thread)	9990408	25
	Threaded insert for seat attachment (one piece)	0050501000	5
	Fixing screws	1001490000	10
<p>Note: Required for installation when non-Duravit seat used.</p>			

Internal Tank Parts:

Version I – Grohe Dual Flush, pg 25

Version II – Geberit Dual Flush, pg 26

Happy D. Vario 2pc Toilet # 017009 & 091010 – Dual Flush

Description	Model-No.	USD
-------------	-----------	-----

Version I Tank Parts – Grohe Dual Flush (#0910100001):



[1] – Fill valve repair kit

0014520000

30

[2] – Dual flush push button with logo, chrome

0075521000

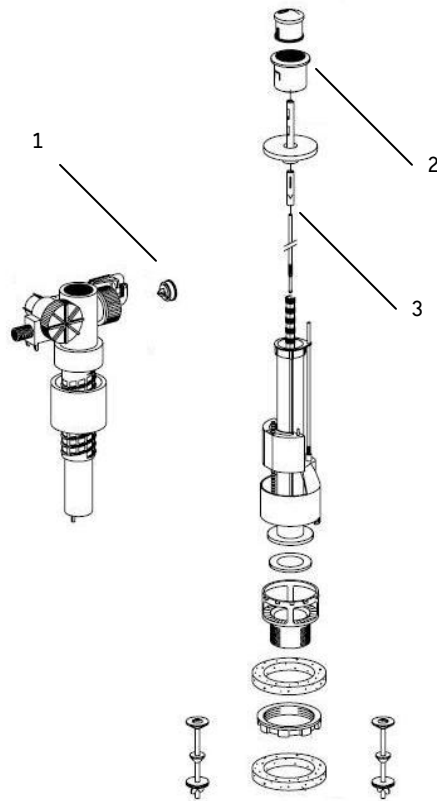
45



[3] – Push and pull rod set






0074172700

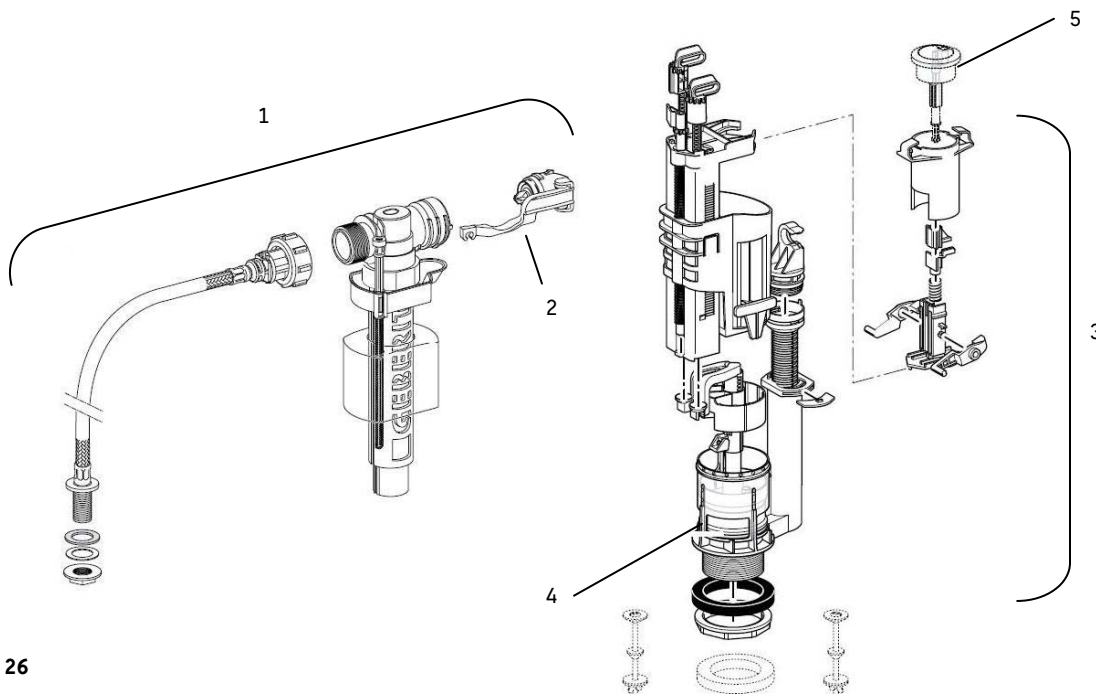
15






Note: If complete flush or fill valve replacement is desired, it is necessary to upgrade ALL tank components (fill valve, flush valve, and push button) to Version II, Geberit Dual Flush.

Happy D. Vario 2pc Toilet # 017009 & 091010 – Dual Flush

Description	Model-No.	USD
Version II Tank Parts – Geberit Dual Flush (#0910100005):		
 <p>[1] – Geberit fill valve</p>	0074112100	75
 <p>[2] – Fill valve repair kit</p>	0074124500	25
 <p>[3] – Flush valve without push button</p>	0074134100	55
 <p>[4] – Flush valve gasket, "flapper"</p>	0074124600	20
 <p>[5] – Dual flush push button with logo:</p> <p>Chrome (shown) 0074601000 25 Polished brass 0074605100 100 Platin 0074603500 115</p>		

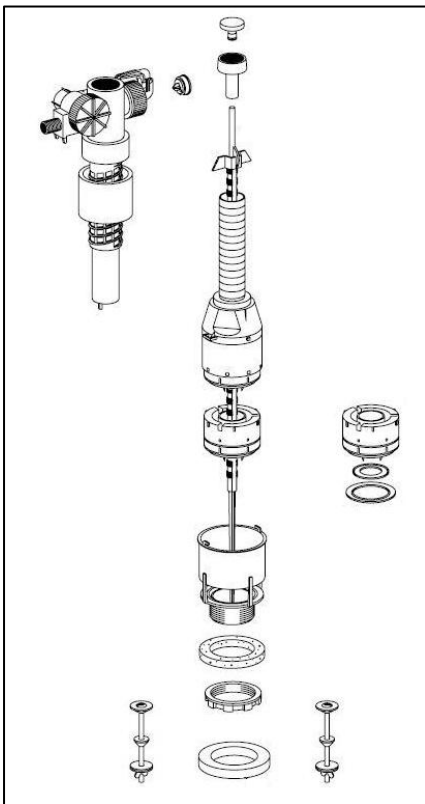


Medici US 2pc Toilet # 015401 & 872820 – 1.6 gpf

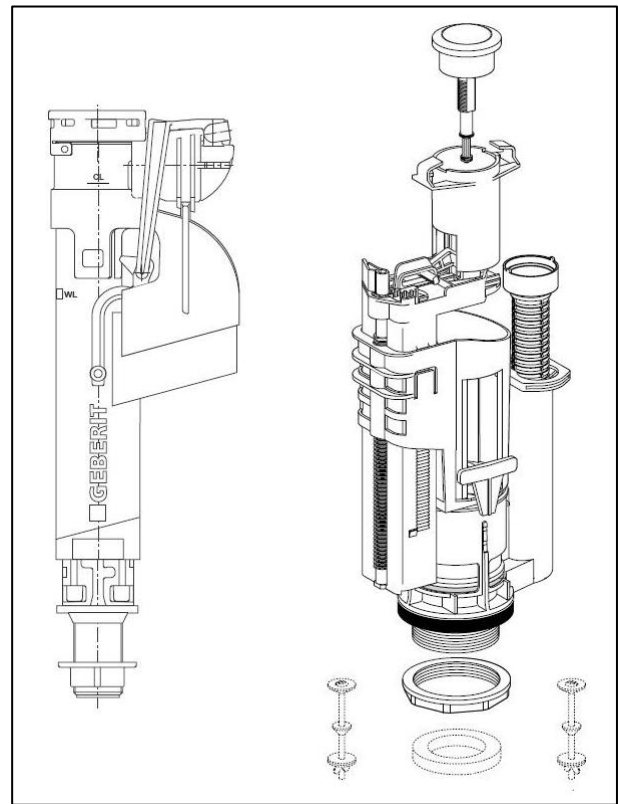
	Description	Model-No.	USD
	Bolt caps, white	0067140000	5
	Tank to bowl gasket	0074170200	5
	Tank to bowl hardware with gasket	0074120000	15

Internal Tank Parts:





Original Parts – Grohe Single Flush, pg 26

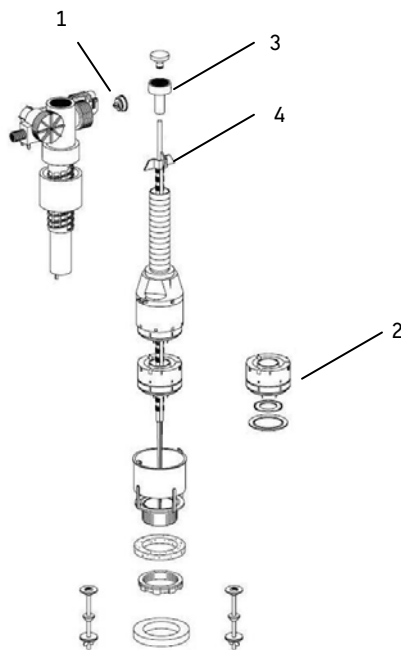


Alternate Parts – Geberit Single Flush, pg 27







Medici US 2pc Toilet # 015401 & 872820 – 1.6 gpf

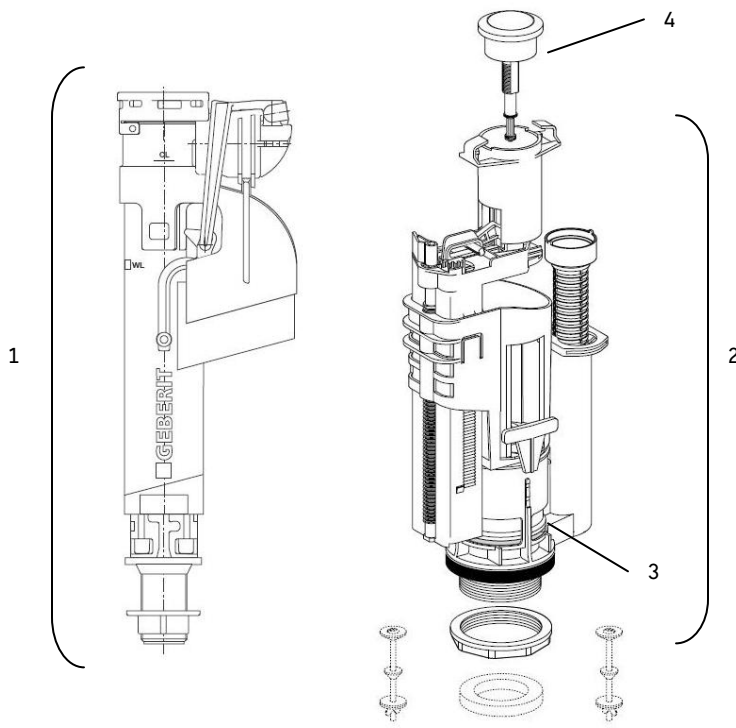
Description	Model-No.	USD	
Original Internal Tank Parts – Grohe Single Flush:			
	[1] – Fill valve repair kit	0014520000	30
	[2] – GROHE piston assembly, "flapper"	0014510000	45
	[3] – Push button with logo:		
	Chrome (shown)	0074141000	15
	Polished brass	0074145100	75
	[4] – Compression and tension rods	0074171900	25











Note: If complete flush valve replacement is desired, it is necessary to upgrade ALL tank components (fill valve, flush valve, and push button) to Geberit Single Flush. However, it is possible to only replace the Grohe Fill Valve with the Geberit #0074112200 without changing any other components.

Medici US 2pc Toilet # 015401 & 872820 – 1.6 gpf







Description	Model-No.	USD	
Alternate Tank Parts for Complete Replacement – Geberit Single Flush:			
	[1] – Fill valve, Geberit tank mount	0074112200	75
	[2] – Flush valve, Geberit single flush, without push button	0074133900	85
	[3] – Flush valve gasket, “flapper”	0074124600	20
	[4] – Single flush button: Chrome (shown) Polished brass	0074301000 0074305100	45 40



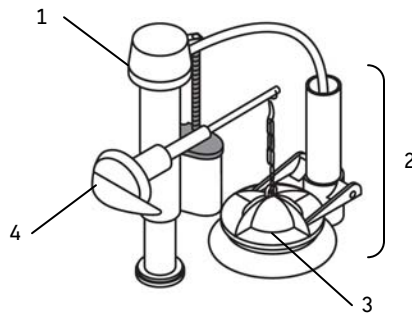
Metro US 1pc Toilet # 015701 – 1.6 gpf

	Description	Model-No.	USD
	Tank lid for #015701, white (shown) Tank lid for #015701, pergamon	0157990000 0157994700	65 75
	Bolt caps, white	0067140000	5
	Threaded insert for seat attachment (one piece)	0050501000	5
	Fixing screws	1001490000	10
Note: Required for installation when non-Duravit seat used.			
	[1] – Fill valve for Metro <i>Alternate: #0074112800, \$35 (Grey Fluidmaster discontinued)</i>	0074020000	35
	[2] – Flush valve 2" with brass base – discontinued (purchase #0074135300)		
	[2] – Flush valve 2" for Metro, white plastic Overflow tube length: 5 3/8"	0074135300	45
	[2] – Flush valve 3" for Metro, white plastic Overflow tube length: 6 1/4"	0074030000	25







Metro US 1pc Toilet # 015701 – 1.6 gpf

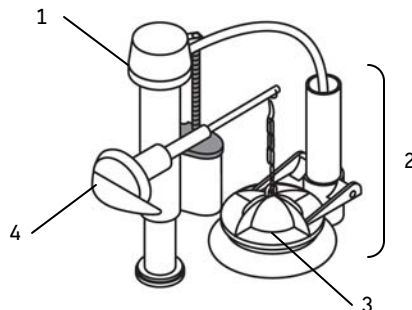
	Description	Model-No.	USD
	[3] – Flapper 2”, AKA “Old Blue”	9990405	15
	[3] – Flapper 2”, white plastic	1002600000	20
	[3] – Flapper 3”, white plastic	1002350000	15
	[4] – Side push button, chrome	0074011000	15
	[4] – Trip lever, chrome	0074821000	15
	Conversion gasket (side push button to trip lever)	1002510000	5

Note: To convert a side push button toilet to trip lever, purchase a trip lever and conversion gasket #1002510000.






Metro US 1pc Toilet # 0157010003 – 1.28 gpf






	Description	Model-No.	USD
	Tank lid for #015701, white	0157990000	65
	Bolt caps, white	0067140000	5
	Threaded insert for seat attachment (one piece)	0050501000	5
	Fixing screws	1001490000	10
<p>Note: Required for installation when non-Duravit seat used.</p>			
[1] – Fill valve for Metro HET		0074020062	15
[2] – Flush Valve 3" for Metro HET		0074030062	15
	[3] – Flapper 3", white plastic	1002350000	15
	[4] – Trip lever, chrome	0074821000	15



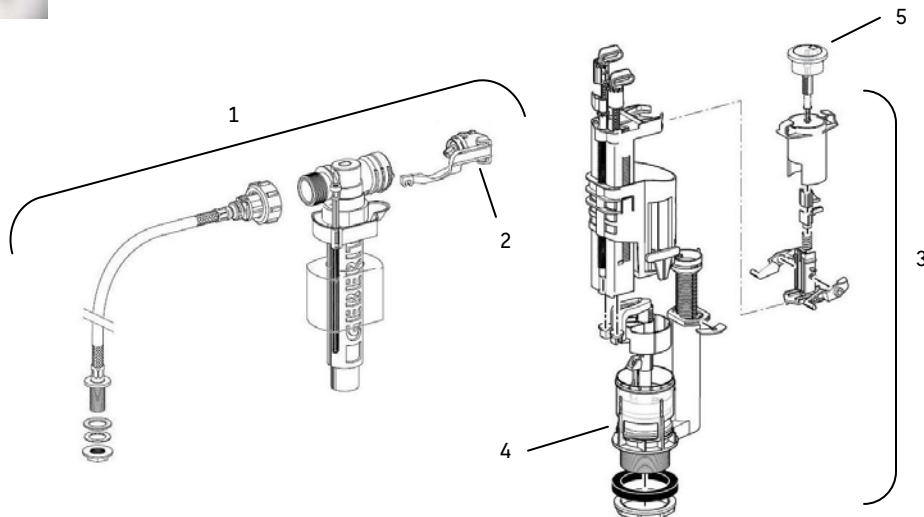
PuraVida Vario 2pc Toilet # 211909 & 087270 – Dual Flush

	Description	Model-No.	USD
	Mounting brackets, hardware, white and chrome caps	0067021000	20
	Complete plastic tank with chrome push button	0074173700	335
	US 1/2" NPT angle stop	240853001	20





Internal Tank Parts – Geberit Dual Flush (#0872700005):

	[1] – Geberit fill valve	0074112000	75
	[2] – Fill valve repair kit	0074124500	25
	[3] – Flush valve without push button	0074134000	85
	[4] – Flush valve gasket, "flapper"	0074124600	20
	[5] – Dual flush push button with logo, chrome	0074601000	25






4

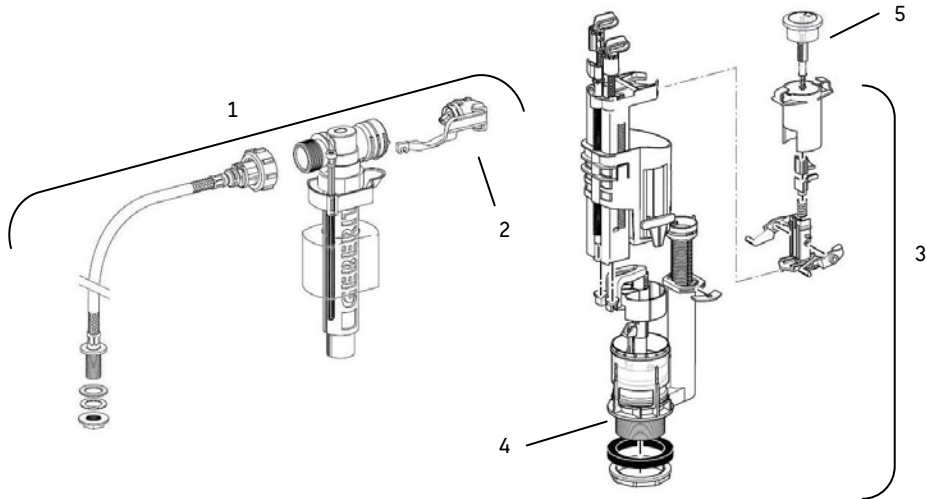


Starck X Vario 2pc Toilet # 210009 & 087260 – Dual Flush


	Description	Model-No.	USD
	Mounting brackets, hardware, white and chrome caps	0067021000	20
	Complete plastic tank with chrome push button	0074173200	305
	US 1/2" NPT angle stop	240853001	20
	L-Pipe kit for Starck X #210009	1003030000	35

Starck X Vario 2pc Toilet # 210009 & 087260 – Dual Flush

Description	Model-No.	USD
Internal Tank Parts – Geberit Dual Flush (#0872600005):		
 <p>[1] – Geberit fill valve</p>	0074112000	75
 <p>[2] – Fill valve repair kit</p>	0074124500	25
 <p>[3] – Flush valve without push button</p>	0074134000	85
 <p>[4] – Flush valve gasket, "flapper"</p>	0074124600	20
 <p>[5] – Dual flush push button with logo: Chrome (shown) Platin</p>	0074601000 0074603500	25 115







Starck X Tankless Toilet # 210109

Description	Model-No.	USD
	Mounting brackets, hardware, white and chrome caps	0067021000 20

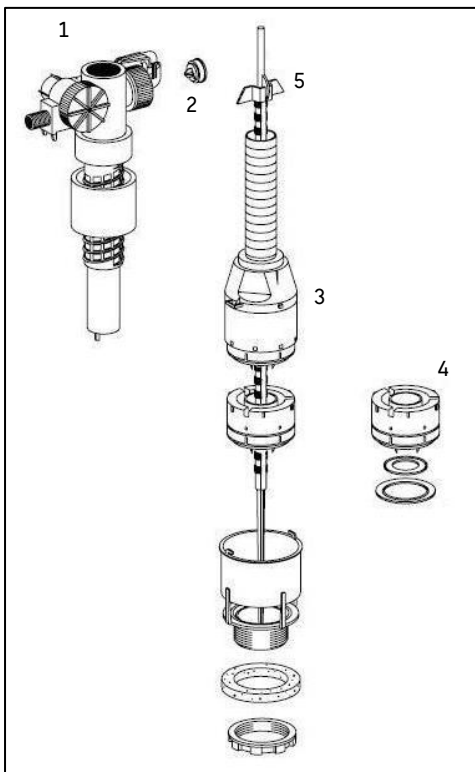
Note: For in-wall tank parts, please visit www.geberit.us or contact Geberit @ 1-800-832-8783.

Starck 1 Vario 2pc Toilet # 023309 & 872700 – Single Flush

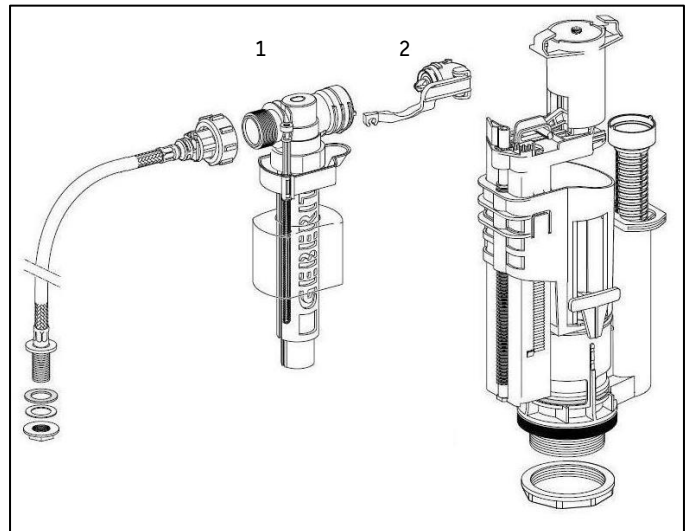
	Description	Model-No.	USD
	Mounting brackets, hardware, white and chrome caps	0067021000	20
	Threaded insert for seat attachment (one piece)	0050501000	5
	Fixing screws	1001490000	10
<p>Note: Required for installation when non-Duravit seat used.</p>			
	US 1/2" NPT angle stop	240853001	20

Internal Tank Parts:









Version I – Grohe Single Flush, pg 38



Version II – Geberit Single Flush, pg 39



Starck 1 Vario 2pc Toilet # 023309 & 872700 – Single Flush









	Description	Model-No.	USD
Version I Tank Parts – Grohe Single Flush (#8727000001):			
	Complete plastic tank without push button	0074171800	315
	Mounting hardware for tank	0074123700	85
	Push button for Starck1 Grohe tank, chrome:		
	CLASSIC (shown on left)	0074101000	230
	PURO (shown on right)	0074091000	280
	[1] – Fill valve	0074112600	25
	[2] – Fill valve repair kit	0014520000	30
	[3] – Flush valve	0074138400	210
	[4] – GROHE piston assembly, "flapper"	0014510000	45
	[5] – Compression and tension rods	0074171900	25

Note: Starck 1 tank Version I (Grohe) and Version II (Geberit) may not be interchangeable depending on the location of the water supply. Please check which version of parts you have before ordering.








Starck 1 Vario 2pc Toilet # 023309 & 872700 – Single Flush

	Description	Model-No.	USD
Version II Tank Parts – Geberit Single Flush (#8727000005):			
	Complete plastic tank with CLASSIC push button	0074173800	585
	CLASSIC push button for Geberit, chrome	0074231000	415
	Complete plastic tank with PURO push button	0074173900	570
	PURO push button for Geberit, chrome	0074241000	350
	[1] – Geberit fill valve	0074112000	75
	[2] – Fill valve repair kit	0074124500	25
<p>Note: Starck 1 tank Version I (Grohe) and Version II (Geberit) may not be interchangeable depending on the location of the water supply. Please check which version of parts you have before ordering.</p>			

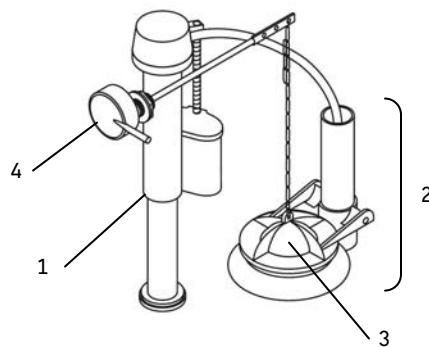
Starck 2 US 1pc Toilet # 016301 – 1.6 gpf

	Description	Model-No.	USD
	Tank lid for #016301, white	0163990000	125
	Bolt caps, white	0067140000	5
	Threaded insert for seat attachment (one piece)	0050501000	5
	Fixing screws	1001490000	10
Note: Required for installation when non-Duravit seat used.			
	[1] – Fill valve for Starck 2 <i>Alternate: #0074020000, \$35 (Grey Fluidmaster discontinued)</i>	0074112800	25
	[2] – Flush valve 2" with brass base – discontinued (purchase #1002480000)		
	[2] – Flush valve 2" for Starck 2, white plastic Overflow tube length: 6 1/2"	1002480000	45
	[2] – Flush Valve 3" for Starck 2, white plastic Overflow tube length: 6 3/4"	0074134900	45









Starck 2 US 1pc Toilet # 016301 – 1.6 gpf

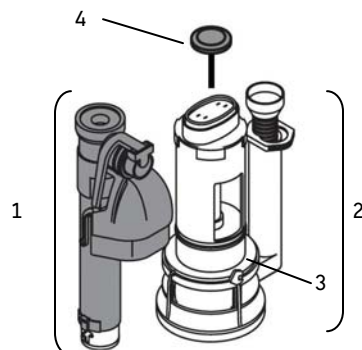
	Description	Model-No.	USD
	[3] – Flapper 2” - AKA “Old Blue”	9990405	15
	[3] – Flapper 2”, white plastic	1002600000	20
	[3] – Flapper 3”, white plastic	1002350000	15
	[4] – Side push button, chrome	0074011000	15
	[4] – Trip lever V1, chrome	0074821000	15
	[4] – Trip lever V2, chrome	0074831000	15
	Conversion gasket (side push button to trip lever)	1002510000	5

Note: To convert a side push button toilet to trip lever, purchase a trip lever and conversion gasket #1002510000.











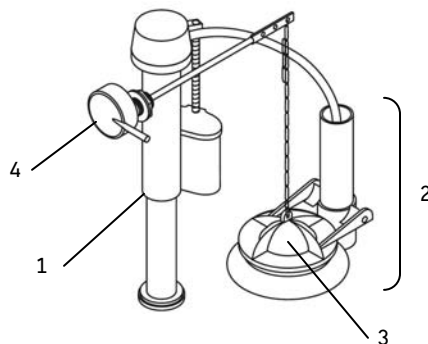
Starck 2 US 1pc Toilet # 0163010005 – 1.28 gpf

	Description	Model-No.	USD
	Tank lid for #0163010005 (hole for push button), white If broken, please order complete toilet	not available	
	Bolt caps, white	0067140000	5
	Threaded insert for seat attachment (one piece)	0050501000	5
	Fixing screws	1001490000	10
<p>Note: Required for installation when non-Duravit seat used.</p>			
	[1] – Fill valve, Geberit tank mount	0074112200	75
	[2] – Flush valve for 1pc toilet, Geberit HET	0074137500	65
	[3] – Flush valve gasket for Geberit HET, “flapper”	1002970000	10
	[4] – Single push button, chrome	0075091000	25










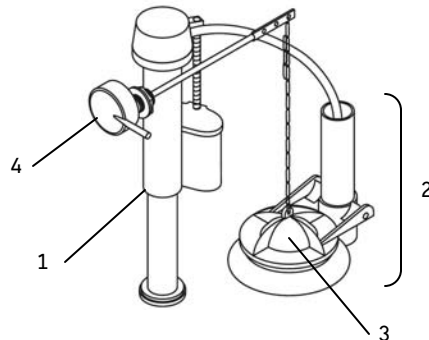
Starck 3 US 2pc Toilet # 210501 & 0920400003 – 1.6 gpf

	Description	Model-No.	USD
	Tank lid for #092040, white If broken, please order complete tank	N/A	
	Bolt caps, white	0067140000	5
	Tank to bowl gasket and hardware	0074126700	20
	[1] – Fill valve for Starck 3 2pc With compression nut <i>Alternate: #0074114200, \$35</i>	0074770000	35
	[2] – Flush Valve 3" for Starck 3 2pc Overflow tube length: 6 3/4"	0074760000	45
	[3] – Flapper 3", white plastic	1002350000	15
	[4] – Trip lever V1, chrome	0074821000	15
	[4] – Trip lever V2, chrome	0074831000	15










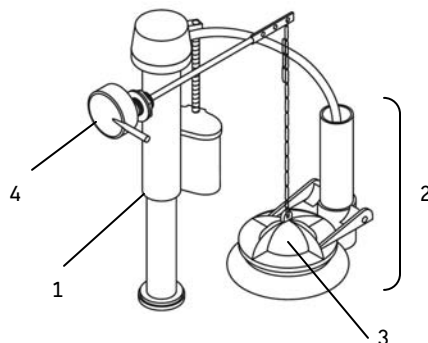
Starck 3 US 2pc Toilet # 212501 & 0920400004 – 1.28 gpf

	Description	Model-No.	USD
	Tank lid for #092040, white If broken, please order complete tank	N/A	
	Bolt caps, white	0067140000	5
	Tank to bowl gasket and hardware	0074126700	20
	[1] – Fill valve for Starck 3 2pc HET	0074770062	35
	[2] – Flush Valve 3" for Starck 3 2pc HET	0074760062	45
	[3] – Flapper 3", white plastic	1002350000	15
	[4] – Trip lever V2, chrome	0074831000	15









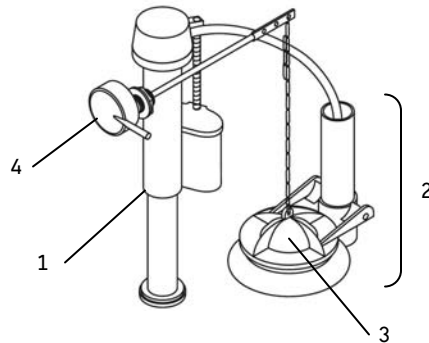
Starck 3 US 1pc Toilet # 011501 – 1.6 gpf

	Description	Model-No.	USD
	Tank lid for #011501, white	0115990000	75
	Bolt caps, white	0067140000	5
	[1] – Fill valve for Starck 3 1pc <i>Alternate: #0074770000, \$35</i>	0074114200	35
	[2] – Flush Valve 3" for Starck 3 1pc Overflow tube length: 5 7/8"	0074136900	45
	[3] – Flapper 3", white plastic	1002350000	15
	[4] – Trip lever V1, chrome	0074821000	15
	[4] – Trip lever V2, chrome	0074831000	15










Starck 3 US 1pc Toilet # 212001 – 1.28 gpf

	Description	Model-No.	USD
	Tank lid for #212001, white	0920190000	75
	Bolt caps, white	0067140000	5
	[1] – Fill valve for Starck 3 1pc HET	0074114262	35
	[2] – Flush Valve 3" for Starck 3 1pc HET	0074136962	45
	[3] – Flapper 3", white plastic	1002350000	15
	[4] – Trip lever V2, chrome	0074831000	15








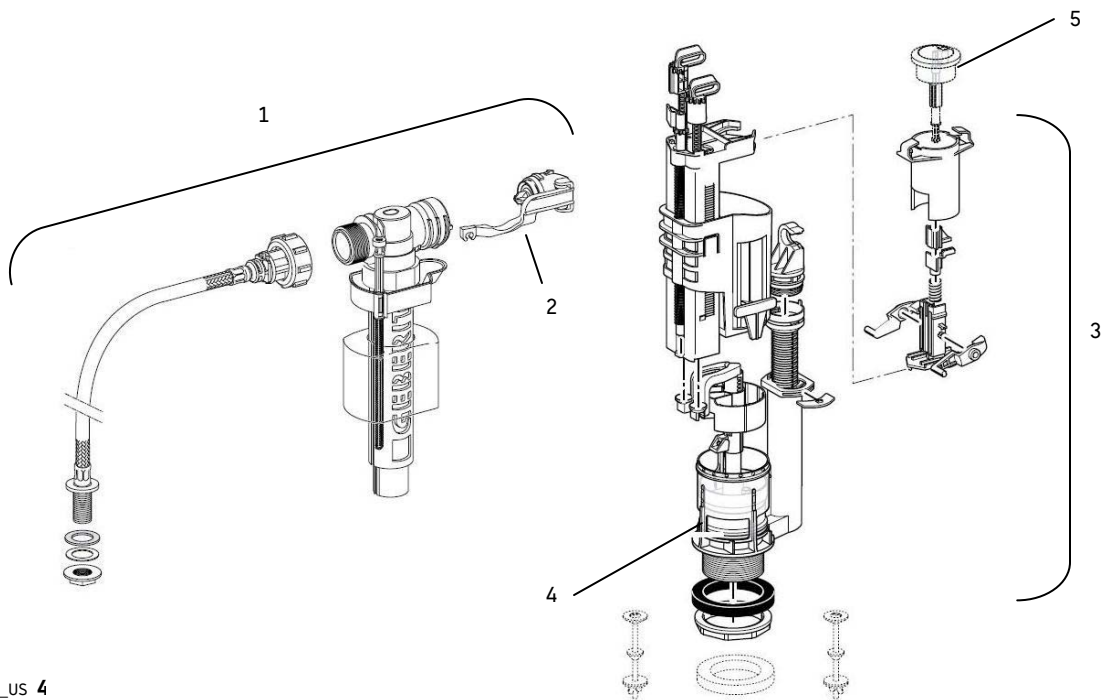
Starck 3 Vario 2pc Toilet # 012809 & 092010 – Dual Flush

	Description	Model-No.	USD
	Tank lid for #092010, white If broken, please order complete tank	N/A	
	Mounting brackets, hardware, white and chrome caps	0067021000	20
	Tank to bowl gasket	0074170200	5
	Tank to bowl hardware with gasket	0074120000	15
	Special flexible supply hose with washer, length 14" 3/8" female NPSM x 3/8" female compression	9990408	25
	Threaded insert for seat attachment (one piece)	0050501000	5
	Fixing screws	1001490000	10
<div style="border: 1px solid black; padding: 5px;"> <p>Note: Required for installation when non-Duravit seat used.</p> </div>			









Note: Internal tank parts listed on the following page.

Starck 3 Vario 2pc Toilet # 012809 & 092010 – Dual Flush




Description	Model-No.	USD
Internal Tank Parts – Geberit Dual Flush (#0920100005):		
 <p>[1] – Geberit fill valve</p>	0074112100	75
 <p>[2] – Fill valve repair kit</p>	0074124500	25
 <p>[3] – Flush valve without push button</p>	0074134100	55
 <p>[4] – Flush valve gasket, "flapper"</p>	0074124600	20
 <p>[5] – Dual flush push button with logo, chrome</p>	0074601000	25



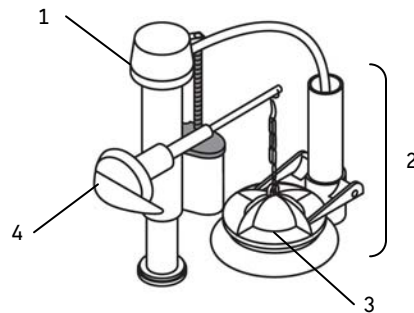
Tribeca US 1pc Toilet # 015901 – 1.6 gpf

	Description	Model-No.	USD
	Tank lid for #015901, white	0159990000	45
	Bolt caps, white	0067140000	5
	Threaded insert for seat attachment (one piece)	0050501000	5
	Fixing screws	1001490000	10
Note: Required for installation when non-Duravit seat used.			
	[1] – Fill Valve for Tribeca <i>Alternate: #0074113000, \$35 (Grey Fluidmaster discontinued)</i>	0074113200	35
	[2] – Flush valve 2" with brass base – discontinued (purchase #0074135400)		
	[2] – Flush Valve 2" for Tribeca Overflow tube length: 5 1/2"	0074135400	45
	[3] – Flapper 2", AKA "Old Blue"	9990405	15
	[3] – Flapper 2", white plastic	1002600000	20









Tribeca US 1pc Toilet # 015901 – 1.6 gpf

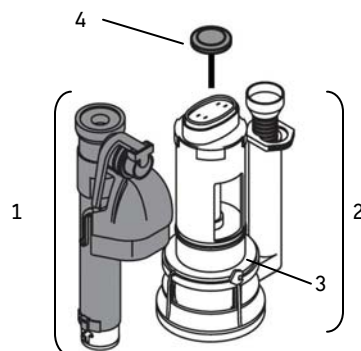
	Description	Model-No.	USD
	[4] – Side push button, chrome	0074011000	15
	[4] – Trip lever V1, chrome	0074821000	15
	Conversion gasket (side push button to trip lever)	1002510000	5

Note: To convert a side push button toilet to trip lever, purchase a trip lever and conversion gasket #1002510000.










Vero US 1pc Toilet # 210301 – 1.28 gpf

	Description	Model-No.	USD
	Tank lid for #210301, white	2103990000	125
	Bolt caps, white	0067140000	5
	Threaded insert for seat attachment (one piece)	0050501000	5
	Fixing screws	1001490000	10
<p>Note: Required for installation when non-Duravit seat used.</p>			
	[1] - Fill valve, Geberit tank mount	0074112200	75
	[2] - Flush valve for 1pc toilet, Geberit HET	0074137500	65
	[3] - Flush valve gasket for Geberit HET, "flapper"	1002970000	10
	[4] - Single push button, chrome	0075091000	25








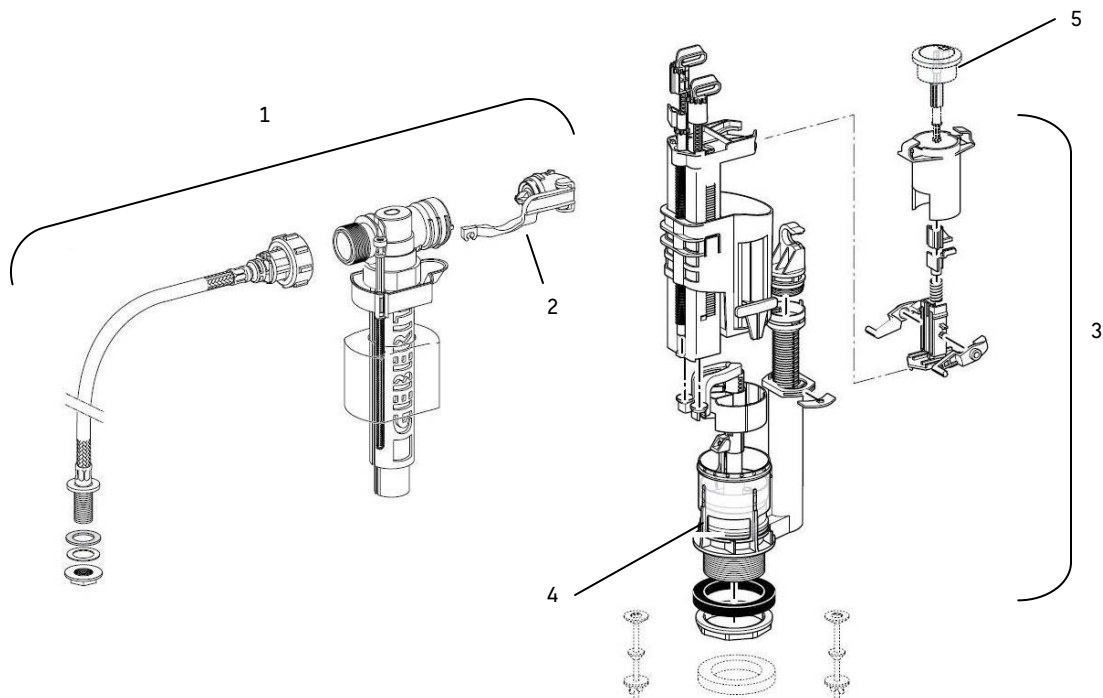
Vero Vario 2pc Toilet # 211609 & 090910 – Dual Flush

	Description	Model-No.	USD
	Tank lid for #090910, white If broken, please order complete tank	N/A	
	Mounting brackets, hardware, white and chrome caps	0067021000	20
	Tank to bowl gasket	0074170200	5
	Tank to bowl hardware with gasket	0074120000	15
	Special flexible supply hose with washer, length 14" 3/8" female NPSM x 3/8" female compression	9990408	25
	Threaded insert for seat attachment (one piece)	0050501000	5
	Fixing screws <div style="border: 1px solid black; padding: 5px; margin-top: 10px;"> Note: Required for installation when non-Duravit seat used. </div>	1001490000	10


Note: Internal tank parts listed on the following page.

Vero Vario 2pc Toilet # 211609 & 090910 – Dual Flush

Description	Model-No.	USD
Internal Tank Parts – Geberit Dual Flush (#0909100005):		
 <p>[1] – Geberit fill valve</p>	0074112100	75
 <p>[2] – Fill valve repair kit</p>	0074124500	25
 <p>[3] – Flush valve without push button</p>	0074134100	55
 <p>[4] – Flush valve gasket, "flapper"</p>	0074124600	20
 <p>[5] – Dual flush push button with logo, chrome</p>	0074601000	25










Vero Tankless Toilet # 211709





	Description	Model-No.	USD
	Mounting brackets, hardware, white and chrome caps	0067021000	20

Note: For in-wall tank parts, please visit www.geberit.us or contact Geberit @ 1-800-832-8783.







Other Floor Standing Toilet Parts

	Description	Model-No.	USD
	<p>Installation kit for US toilets</p> <p>Includes: Floor flange, closet bolts and hardware, 3/8" supply hose, shutoff valve, Teflon tape</p>	0014310000	95
	Bolt caps, white, for 12" rough US style toilets	0067140000	5
	Compression nut for 7/8" fill valve	1002520000	45
	Threaded insert for seat attachment (one piece)	0050501000	5
<p>Note: Some toilets do not require a threaded insert to attach the seat.</p>			
	Fixing screws	1001490000	10
<p>Note: Required for installation when non-Duravit seat used.</p>			
	Mounting brackets, hardware, white and chrome caps	0067021000	20
	Mounting screws, white and chrome caps	0067011000	20

Other Floor Standing Toilet Parts








	Description	Model-No.	USD
	EZ-fit waste connector for vario outlet toilets For use on standard floor flange with wax ring	0014550000	95
Note: See current pricelist for rough-in information on specific toilets.			
	Vario waste connector set for vario outlet toilets Connects to 4" pipe using a no-hub adapter	0014220000	95
	Special waste connector for vario outlet toilets Connects to 4" pipe using a no-hub adapter	8990250006	95
	HepFlex Waste Connector Connects back outlet toilets to wall roughs lower than 7"	S170 / S171	N/A
Note: This product not offered by Duravit. Contact the Hepflex distributor @ 1-800- 241-5236 to purchase.			

Wall Hung Toilets








	Description	Model-No.	USD
	1930 Series Wall Hung Toilet Seat attachment: Included with seat hardware	#018209	
	2nd floor Wall Hung Toilet Seat attachment: Included with seat hardware	#220509	
	Caro Wall Hung Toilet Seat attachment: Threaded inserts	#015609	
	Threaded insert for seat attachment (one piece)	0050501000	5
	Darling Wall Hung Toilet Seat attachment: Included with seat hardware	#020709	
	D-Code Wall Hung Toilet Seat attachment: Included with seat hardware	#220909	

Note: For in-wall tank and carrier parts, please see pages 75 – 80. Or visit www.geberit.us or contact Geberit @ 1-800-832-8783.

Wall Hung Toilets









	Description	Model-No.	USD
	Foster Wall Hung Toilet Seat attachment: Threaded inserts	#017509	
	 Threaded insert for seat attachment (one piece)	0050501000	5
	Happy D. Wall Hung Toilet Seat attachment: Threaded inserts	#017109	
	 Threaded insert for seat attachment (one piece)	0050501000	5
	PuraVida Wall Hung Toilet Seat attachment: Included with seat hardware Bowl attachment: Durafix	#221909	
	 Durafix kit, new M12 version for PuraVida	1002170000	45
	 Durafix solution for carriers with 1/2" thread 1/2" on short end and M12 on long end	1002400000	25

Wall Hung Toilets

	Description	Model-No.	USD
	Starck X Wall Hung Toilet Seat attachment: Factory installed mounting plate Bowl attachment: Durafix	#220409	
	Durafix kit, new M12 version for Starck X	1002220000	45
	Durafix solution for carriers with 1/2" thread 1/2" on short end and M12 on long end	1002400000	25
	Starck 1 Wall Hung Toilet Seat attachment: Threaded inserts Bowl attachment: Durafix	#021009	
	Threaded insert for seat attachment (one piece)	0050501000	5
	Durafix kit, new M12 version for Starck 1	1002170000	45
	Durafix solution for carriers with 1/2" thread 1/2" on short end and M12 on long end	1002400000	25
	Durafix kit, original M12 version	1002100000	45





Note: For in-wall tank and carrier parts, please see pages 75 – 80. Or visit www.geberit.us or contact Geberit @ 1-800-832-8783.

Wall Hung Toilets

	Description	Model-No.	USD
	Starck 2 Wall Hung Toilet Seat attachment: Threaded inserts	#016009	
	Threaded insert for seat attachment (one piece)	0050501000	5
	Starck 3 Wall Hung Toilet Starck 3 Wall Hung Toilet, Compact Starck 3 Wall Hung Toilet, Extended Seat attachment: Threaded inserts	#220009 #220209 #220309	
	Threaded insert for seat attachment (one piece)	0050501000	5
	Starck 3 Wall Hung Toilet Starck 3 Wall Hung Toilet, Elongated Seat attachment: Threaded inserts Bowl attachment: Durafix2	#222509	
	Threaded insert for seat attachment (one piece)	0050501000	5
	Durafix2 kit for Starck 3, for M12 rods	1003201000	60
	Durafix solution for carriers with 1/2" thread 1/2" on short end and M12 on long end	1002400000	25







Note: For in-wall tank and carrier parts, please see pages 75 – 80. Or visit www.geberit.us or contact Geberit @ 1-800-832-8783.

Wall Hung Toilets

	Description	Model-No.	USD
	<p>Starck 3 Wall Hung Toilet Starck 3 Wall Hung Toilet, Elongated</p> <p>Bowl attachment: Durafix2</p>	<p>#222609</p>	
	<p>Durafix2 kit for Starck 3, for M12 rods</p>	<p>1003201000</p>	<p>60</p>
	<p>Durafix solution for carriers with 1/2" thread 1/2" on short end and M12 on long end</p>	<p>1002400000</p>	<p>25</p>
	<p>Vero Wall Hung Toilet</p> <p>Seat attachment: Included with seat hardware</p>	<p>#221709</p>	









Note: For in-wall tank and carrier parts, please see pages 75 – 80. Or visit www.geberit.us or contact Geberit @ 1-800-832-8783.

Other Wall Hung Toilet Parts

	Description	Model-No.	USD
	Hardware for wall-mounted bidet & toilet, white caps	0065000000	45
	Hardware for wall-mounted bidet & toilet, chrome caps	0065001000	45
	<p>Bowl installation kit:</p> <p>For carrier with 1/2" rods, white caps (shown)</p> <p>For carrier with M12 rods, chrome caps</p>	240752111	115
<p>Note: The bowl installation kit is included with the carrier, not the toilet.</p>			
	Noise reduction gasket for Starck 1 & Starck X wall hung toilet & bidet	0050190000	70
	Noise reduction gasket for wall hung toilets	0050200000	70
	Noise reduction gasket for #221509, 221709, 223915, 221909	0050640000	30

Note: For in-wall tank and carrier parts, please see pages 75 – 80. Or visit www.geberit.us or contact Geberit @ 1-800-832-8783.


Toilet Seat Parts

	Description	Model-No.	USD	
	1930 seat and cover, without soft close For toilets #015101, 018209	#006661 #006481		
	Oval seat hole Octagonal seat hole			
		Hardware (chrome)	0061221000	80
		Hardware (steel) before Oct. 03	0061081000	35
	Bumpers	1001420000	5	
	1930 seat and cover, without soft close For toilets #015101, 018209	#006665 #006485		
	Oval seat hole Octagonal seat hole			
		Hardware (brass)	0061225100	50
		Hardware (steel) before Oct. 03	0061081000	35
	Bumpers	1001420000	5	










Toilet Seat Parts

	Description	Model-No.	USD
	1930 seat and cover, without soft close For toilets #015101, 018209 Walnut	#006221	
	Hardware (chrome)	0061361000	50
	Hardware (steel) before Oct. 03	0061081000	35
	Bumpers	1002440000	45









Toilet Seat Parts

	Description	Model-No.	USD
	2nd floor seat and cover with soft close For wall hung toilet #220509	#006899	
	Hardware	0061301000	35
	Bumpers	1001770000	5
	Soft Close Dampers	1002570000	145











Toilet Seat Parts

	Description	Model-No.	USD	
	Caro seat and cover, without soft close For wall hung toilet #015609			
	With white hinges With steel hinges With brass hinges	#006560 #006561 #006565		
		Hardware (white)	0061090000	55
		Hardware (steel)	0061091000	30
		Hardware (brass)	0061095100	60
	Bumpers	1001460000	5	
	Caro seat and cover, elongated For floor standing toilet #010101			
	Without soft close With soft close	#006861 #006869		
		Hardware (steel)	0061281000	75
		Part of #0061281000	1001490000	10
		Bumpers	1002460000	15









Toilet Seat Parts

	Description	Model-No.	USD
	Darling seat and cover with plastic hinges For wall hung toilet #020709	#006630	
	Hardware (plastic)	0061130000	25
	Bumpers	1001770000	5
	Darling seat and cover, without soft close For wall hung toilet #020709		
	With steel hinges	#006420	
	With brass hinges	#006425	
	With white hinges	#006427	
	Hardware (steel)	0064991000	25
	Hardware (brass)	0064995100	55
	Hardware (white)	0064990000	55
	Bumpers	1001460000	5










Toilet Seat Parts

	Description	Model-No.	USD
	D-Code seat and cover, with soft close For wall hung toilet #220909	#006739	
		Hardware (steel)	0061410000 15
		Bumpers	1001770000 5
		Soft close dampers	1002620000 100
	D-Code seat and cover, without soft close For wall hung toilet #220909	#006731	
		Hardware (steel)	0061391000 30
		Bumpers	1001770000 5
	D-Code elongated, without soft close For floor standing toilets #011701, 011301	#006741	
		Hardware (steel)	0061391000 30
		Bumpers	1001770000 5
	D-Code elongated, with soft close For floor standing toilets #011701, 011301	#0062090096	
		Hardware	0061571000 40
		Bumpers	1002730000 105









Toilet Seat Parts

	Description	Model-No.	USD	
	Duraplus seat and cover, elongated For floor standing toilet #010201 Without soft close With soft close	 #006840 #006849		
		Hardware (plastic)	0061341000	15
		Bumpers	1002450000	15
	Foster seat and cover, without soft close For wall hung toilet #017509	#006021		
		Hardware (steel)	0061191000	35
		Bumpers	1001470000	10
	Giorno seat and cover, without soft close For floor standing toilet #024709	#006011		
		Hardware (steel)	0061201000	45
		Bumpers	1001930000	5







Toilet Seat Parts

	Description	Model-No.	USD
	Happy D. seat and cover, without soft close For toilets #017009, 017109	#006691	
	 Hardware (steel)	0063051000	35
	 Bumpers	1001460000	5
	Happy D. seat and cover, with soft close For toilets #017009, 017109	#006699	
	 Hardware (steel)	0061381000	60
	 Bumpers	1001470000	10
	Soft close dampers	1002580000	95
	Happy D. elongated, with soft close For floor standing toilet #011201	#006859	
	 Hardware (chrome)	0061671000	70
	Bumpers	1002470000	30
	Happy D. elongated, without soft close For floor standing toilets #011201, 010301	#006851	
	Hardware (steel)	0061401000	20
	Bumpers	1002470000	30

Toilet Seat Parts

	Description	Model-No.	USD
	Medici seat and cover, without soft close For floor standing toilet #015401	#006611	
	Hardware (brass)	0061155100	45
	Bumpers	1001460000	5
	Metro seat and cover, without soft close For floor standing toilet #015701	#006673	
	Hardware	0061351000	35
	Bumpers	1001770000	5
	Metro seat and cover, with soft close For floor standing toilet #015701	#006679	
	Hardware	0061331000	25

Toilet Seat Parts











	Description	Model-No.	USD	
	PuraVida seat and cover, with soft close <i>Version [1] - With stainless steel damper</i> For toilets #211909, 221909	#006919 (v1)		
		Hardware (steel)	0061301000	35
		Bumpers	1001770000	5
		Soft close dampers, stainless steel	1002570000	145
	PuraVida seat and cover, with soft close <i>Version [2] - Plastic damper, stainless steel cap</i> For toilets #211909, 221909	#006919 (v2)		
		Hardware (steel)	0061541000	70
		Bumpers	1001770000	5
		Soft close dampers, plastic with stainless steel cover, and concealed screw	1002700000	115

Toilet Seat Parts







	Description	Model-No.	USD
	Starck X seat and cover, with soft close For floor standing toilet #210009	#006801	
	 Bumpers	1001770000	5
	Starck X seat and cover, with soft close For toilets #220409, 210109	#006811	
	 Bumpers	1001770000	5

Note: The hinges and soft close dampers of Starck X toilet seats are integrated into the seat and cannot be individually replaced.









Toilet Seat Parts

	Description	Model-No.	USD	
	Starck 1 seat and cover, without soft close For toilets #023309, 021009	#006581		
		Hardware (steel)	0061101000	75
		Part of 0061101000	1001490000	10
		Bumpers	1001470000	10
	Starck 1 seat and cover, with soft close <i>Version [1] - With stainless steel damper</i> For toilets #023309, 021009	#006588 (v1)		
		Hardware (steel)	0061381000	60
		Bumpers	1001470000	10
		Soft close dampers Stainless steel	1002570000	145
	Starck 1 seat and cover, with soft close <i>Version [2] - Plastic damper, stainless steel cap</i> For toilets #023309, 021009	#006588 (v2)		
		Hardware (steel)	0061551000	70
		Bumpers	1001470000	10
		Soft close dampers plastic with stainless steel cover, and concealed screw	1002710000	115


Toilet Seat Parts

	Description	Model-No.	USD
	Starck 2 seat and cover, without soft close For toilets #016301, 016009	#006691	
	 Hardware (steel)	0063051000	35
	 Bumpers	1001460000	5
	Starck 2 seat and cover, with soft close For toilets #016301, 016009	#006699	
	 Hardware (steel)	0061381000	60
	 Bumpers	1001470000	10
	Soft close dampers	1002580000	95



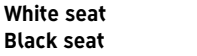






Toilet Seat Parts

	Description	Model-No.	USD
	Starck 3 seat and cover, without soft close For toilets #220009, 220209, 012809	#006381	
	 Hardware (steel)	0061121000	35
	 Bumpers	1001940000	10
	 Screws for hinges	1001921000	5
	Starck 3 seat and cover, with soft close For toilets #220009, 220209, 012809	#006389	
	 Hardware (steel)	0061381000	60
	 Bumpers	1001940000	10
	Soft close dampers	1002590000	95
	Starck 3 seat and cover, without soft close Handicapped version with lateral reinforcement For wall hung toilet #220309	#006241	
	Bumpers	1002260000	5



Toilet Seat Parts

	Description	Model-No.	USD
	Starck 3 elongated, without soft close For toilets #210501, 011501	#006331	
	 Hardware (steel)	0061251000	35
	 Bumpers	1001990000	5
	Starck 3 elongated, without soft close For toilets #210501, 011501, 212001, 212501, 222609	#006332	
	 Hardware (steel)	0061611000	75
	 Bumpers	1001990000	5
	Starck 3 elongated, with soft close For toilets #210501, 011501, 212001, 212501, 222609	#006339	
	 Hardware	0061571000	40
	Bumpers	1002730000	105
	Starck 3 elongated open front For toilets #210501, 011501, 212001, 212501, 222609		
	Without soft close With soft close	#006431 (Previous seat 006401) #006439 (Previous seat 006409)	
			




Toilet Seat Parts

	Description	Model-No.	USD
	Tribeca seat and cover, without soft close For floor standing toilet #015901	#006674	
	Bumpers	1002290000	5
	Vero seat and cover, with soft close For toilets #211609, 211709, 221709	#0067690000 #0067690800	
	White seat Black seat		
	Hardware (steel)	0061301000	35
	White bumpers (shown) Black bumpers	1001770000 1001770800	5 5
	Soft close dampers	1002570000	145
	Vero elongated, with soft close For floor standing toilet #210301	#006939	
	Hardware (steel)	0061381000	60
	Bumpers	1001770000	5
	Soft close dampers	1002610000	95

Toilet Seat Parts - SensoWash

	Description	Model-No.	USD
	Starck 3 SensoWash shower toilet seat For toilets #222609, 212001, 212501	#610000	1,895
	Starck remote control	1003160000	380
	Fixation anchors	1003170000	20
	Nozzle tip, 2pc	1003180000	10
	Bumpers	1003190000	10
	Softclose gearbox	1003240000	215
	Softclose Flexible hose	1003080000	
	Water supply connection set (For use with Starck 3 - 222609)	249801001	185

Toilet Seat Parts - SensoWash

	Description	Model-No.	USD
	D-Code SensoWash shower toilet seat For toilets #222609, 212001, 212501	#610100	1,295
	
	
	
	
	
	
	Water supply connection set (For use with D-Code 222309)	249801001	185
	Angle stop for SensoWash supply (For use with D Code 222309)	50813	20

In-wall Toilet Carriers

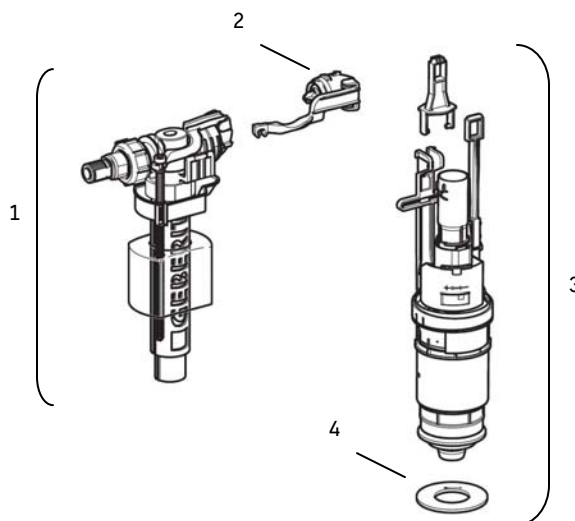
Description	Model-No.	USD
 <p>Geberit in-wall tank and carrier system Actuator dimensions: 9 1/2" x 6 1/2"</p>	#111.335.00.X	
 <p>[1] - Fill valve</p>	241469001	45
 <p>[2] - Fill valve repair kit</p>	240771001	20
 <p>[3] - Flush valve</p>	240622001	40
 <p>[4] - Flush valve gasket ("flapper")</p>	816418001	10



Bowl installation kit:






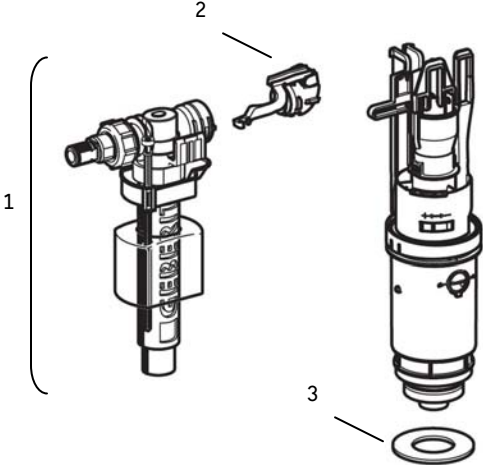
For carrier #111335001 with **1/2" rods**, white caps (shown) 240752111 100

For carrier #111335005 with **M12 rods**, chrome caps 152404461 80





Note: For Geberit carrier parts not listed above, please visit www.geberit.us, or contact Geberit at 1-800-832-8783.

In-wall Toilet Carriers

	Description	Model-No.	USD
	<p>Geberit "Little Joe" short in-wall tank and carrier system</p> <p>Actuator dimensions: 8 1/4" x 5 1/2"</p>	<p>#111.255.00.1</p>	
	<p>[1] - Fill valve</p>	<p>241469001</p>	<p>45</p>
	<p>[2] - Fill valve repair kit</p>	<p>240771001</p>	<p>20</p>
	<p>[3] - Flush valve gasket ("flapper")</p>	<p>816418001</p>	<p>10</p>
	<p>Bowl installation kit for carrier with M12 rods, chrome caps</p>	<p>152404461</p>	<p>80</p>
			
<p>Note: For Geberit carrier parts not listed above, please visit www.geberit.us, or contact Geberit at 1-800-832-8783.</p>			

In-wall Toilet Carriers

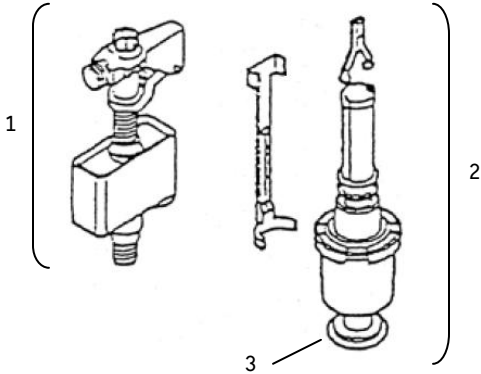
	Description	Model-No.	USD
	Geberit in-wall tank and carrier system Actuator dimensions: 13 1/4" x 7 1/4"	#110.816.00.1	
	[1] - Fill valve, original discontinued [1] - Fill valve	241469001	45
	[2] - Flush valve	240114001	85
	[3] - Flush valve gasket ("flapper")	816418001	10



Bowl installation kit for carrier with 1/2" rods, white caps





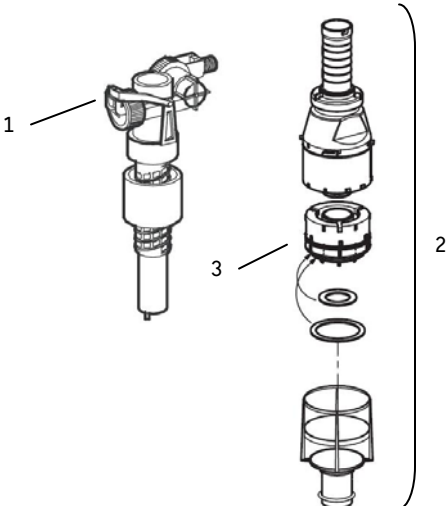
240752111

100









Note: For Geberit carrier parts not listed above, please visit www.geberit.us, or contact Geberit at 1-800-832-8783.

In-wall Toilet Carriers






	Description	Model-No.	USD
	<p>Grohe in-wall tank and carrier system</p> <p>Actuator dimensions: 6" x 7 3/4"</p>	#38211000	
	[1] - Fill valve repair kit	0014520000	30
	[2] - Grohe flush valve	42163000	75
	[3] - Flush valve piston ("flapper")	0014510000	45
 <p>The diagram shows an exploded view of the flush valve assembly. Callout 1 points to the fill valve repair kit. Callout 2 points to the Grohe flush valve. Callout 3 points to the flush valve piston (flapper).</p>			

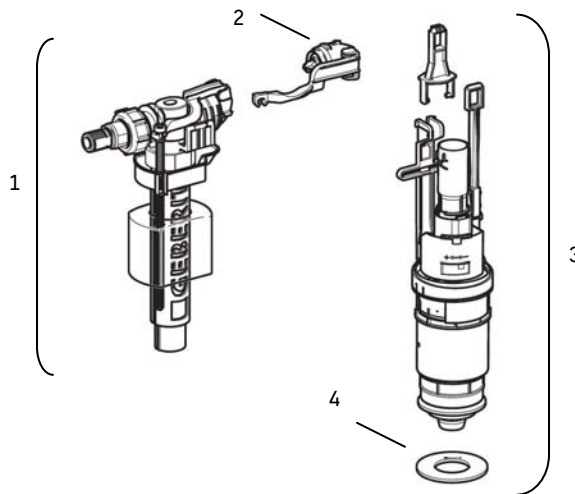
Note: For Grohe carrier parts not listed above, please contact Grohe America at 630-582-7711.

Pipe Options for Wall Hung Toilets

	Description	Model-No.	USD
	Cast iron outlet bend, 90° bend with socket for push fit piping, Ø3.54" (Ø90 mm) and 3" CIP outlet, <i>AKA 860832001</i>	367071181	185
	HDPE plastic outlet bend, 90° bend with socket for push fit piping, Ø3.54" (Ø90 mm) outlet	366925161	25
	HDPE straight connector with socket for push fit piping, Ø3.54" (Ø90 mm) x 12" (31 cm) long	366887161	45
	HDPE connector with offset for LH horizontal drain connections (as viewed from sitting position), Ø3.54" (Ø90 mm) outlet	366913161	70
	HDPE connector with offset for RH horizontal drain connections (as viewed from sitting position), Ø3.54" (Ø90 mm) outlet	366914161	70
	HDPE "Back-to-back" connector for horizontal drain connections, Ø4.33" (Ø110 mm) outlet	367485161	200
	HDPE "Back-to-back" connector for vertical drain connections, Ø4.33" (Ø110 mm) outlet	367923161	200





In-wall Toilet Tank

	Description	Model-No.	USD
	Geberit in-wall tank for floor standing toilets	#109.304.00.X	
	[1] - Fill valve	241469001	45
	[2] - Fill valve repair kit	240771001	20
	[3] - Flush valve	240622001	40
	[4] - Flush valve gasket ("flapper")	816418001	10







Note: For Geberit carrier parts not listed above, please visit www.geberit.us, or contact Geberit at 1-800-832-8783.

Urinals – Architec







	Description	Model-No.	USD
	Architec urinal with flushing nozzle, electronic sensor flush	#081836	
	Architec urinal with flushing rim, electronic sensor flush	#082036	
	Mounting brackets, white and chrome caps	0067031000	25
	Ceramic cover	1002800000	
	Magnetic key and receiver	1002950000	15
	Internal components of #081836	0075620000	715
	Internal components of #082036	0075640000	785

Urinals – Caro

	Description	Model-No.	USD
	Caro urinal with cover, requires in-wall urinal carrier	#083630	
	Mounting hardware for Caro	0067100000	20
	Urinal trap	0051120000	50
	Water inlet mechanism	6958000000	75




Note: For in-wall carrier parts, please visit www.geberit.us or contact Geberit @ 1-800-832-8783.

Urinals – Dry

	Description	Model-No.	USD
	Dry waterless urinal	#0844360092	
	Mounting hardware, chrome caps	0067131000	20
	Urinal waste pipe (includes #861024000 gasket)	0050060000	15
	Urinal gasket	861024000	5
	2" SCH40 PVC adapter	1002250000	10
	Suction blaster for Dry urinal cleaning Includes: 1/2" MIP x 3/8" FIP hex bushing 3/4" FH x 1/2" FIP swivel hose adapter	1002490092	115







Note: See current pricelist for Dry Blue sealing liquid.

Urinals – Starck 1











	Description	Model-No.	USD
	Starck 1 urinal without cover, requires in-wall urinal carrier	#083432	
	Starck 1 urinal with cover, requires in-wall urinal carrier	#083532	
	Mounting screws, chrome caps	0067110000	5
	Urinal trap	0051120000	50
	Water inlet mechanism	6958000000	75

Note: For in-wall carrier parts, please visit www.geberit.us or contact Geberit @ 1-800-832-8783.






Urinals – Starck 3

	Description	Model-No.	USD
	Starck 3 urinal, back spud, requires concealed urinal flush valve	#082444	
	Starck 3 urinal, top spud, requires urinal flush valve	#082544	
	Mounting hooks	0050000000	35
	Urinal spud, 1" x 3/4"	1002300096	45
	Urinal outlet flange	1002310096	40
	Outlet Cover	0050490000	10

Urinals – Utronic










	Description	Model-No.	USD
	Utronic urinal with electronic sensor flush	#0830370092	
	Mounting hardware, chrome caps	0067131000	20
	Urinal trap	0051120000	50
	2" SCH40 PVC adapter	1002250000	10
	6V lithium battery	1002130000	25
	6V lithium battery with holder (as shown)	1002330000	75
	Magnetic key and receiver	1002950000	15
	Magnetic solenoid valve	1002110000	295
	Electronic Unit with magnetic key	1002960000	360
	Neoperl check valve: For urinal inlet spud (shown) For shutoff valve	51171 51172	15 15
	Urinal screen	0050421000	40

Urinals – Vero


	Description	Model-No.	USD
	Vero urinal without cover, requires in-wall urinal carrier	#280032	
	Vero urinal with cover, requires in-wall urinal carrier	#280132	
	Mounting hardware, white and chrome caps	0067021000	20
	Urinal trap	0051120000	50
	Water inlet mechanism	6958000000	75

Note: For in-wall carrier parts, please visit www.geberit.us or contact Geberit @ 1-800-832-8783.




Urinal Covers

	Description	Model-No.	USD
	Starck 1 urinal cover	#006591	
	Hinges (steel): Pre-2001 Post-2001 (shown)	0061111000 0061001000	80 35
	Bumper	1001950000	5
	Caro urinal cover	#006551	
	Hinges (steel)	0061071000	35
	Bumpers	1001460000	5
	Vero urinal cover	#006151	
	Hinges (steel)	0061521000	35
	Bumpers	1001470000	10




Washbasins

	Description	Model-No.	USD
	Overflow clip:		
	Chrome	1001070000	15
	Satinox (shown)	1001076500	15






Above Counter Basin Hardware:

	Hardware set for washbowls, 2pcs For: <i>2nd floor:</i> 031758 <i>Architec:</i> 032040, 032042, 032045, 032050, 046240, 046340 <i>Ciottolo:</i> 032250 <i>PuraVida:</i> 037070, 037110 <i>Starck 1:</i> 038647, 038747, 038847, 044546 <i>Happy D:</i> 041710, 041760, 041765, 041775, 041780, 045840 045860 <i>Vero:</i> 044648, 045250, 045260, 045360, 045410, 045412 045450, 045460, 045480, 045550, 045560, 070445 (only for Version ..25, ..27, ..28)	1002070000	5
	Hardware set for washbowls, 3pcs, for: For: <i>Bacino:</i> 034137 <i>Starck 1:</i> 044753	1002080000	5
	Hardware set for washbowls, double sided threads, 2pcs For: <i>Bacino:</i> 032542, 033342, 033452 <i>Foster:</i> 033550 <i>Starck 1:</i> 040853	1002230000	5






Washbasins

	Description	Model-No.	USD
Undermount Basin Hardware:			
	<p>Undermount hardware, post-formed countertops For: <i>2nd floor:</i> 031653 <i>Architec:</i> 031927, 031932, 031937, 031942, 046240, 046340 046840 <i>D-Code:</i> 033849, 033856, <i>Foster:</i> 033643 <i>Happy D.:</i> 044148, 045748 <i>Santosa:</i> 046651 <i>Starck 3:</i> 030249, 030549 <i>Vero:</i> 033048</p>	1001080000	15
	Undermount hardware, stone countertops (except Santosa)	0050280000	30
	Hardware for Santosa #046651, stone countertops	0050371000	30

Washbasins

	Description	Model-No.	USD
Wall Hung Basin Hardware:			
	Mounting hardware for wall hung washbasins	6951000000	15
	Hardware for Starck 1 #040557	0067041000	15
	Mounting hooks for washbasins #045360 & 079444	0050000000	35
	Hardware for Starck 3 utility basin #031348, chrome caps	0067121000	30
	Grid and hardware for Starck 3 utility basin #031348, chrome	0050011000	130

Washbasins

	Description	Model-No.	USD
Siphon Cover Hardware:			
	Siphon cover hardware	0055030000	35
	Siphon cover hardware for #041865 & 041850	0055040000	35
	Siphon cover hardware for #079050	0055050000	35
	D-Code siphon cover screws: White caps Chrome caps (shown) Gold caps	0067000000 0067001000 0067003000	25 25 25
	Fixation with a cap in polished brass for shelves	0067005100	25



Washbasin Cutout Templates

If a template is required prior to receiving an undermount or drop-in washbasin, one can be mailed to you upon request.

<u>Basin Model</u>	<u>Series</u>	<u>Template No.</u>	<u>Basin Model</u>	<u>Series</u>	<u>Template No.</u>
030249	Starck 3	51219	044148	Happy D	51184
030256	Starck 3	51219	044546	Starck 1	51224
0303480022	Starck 3	51219	044648	Starck 1	51224
030549	Starck 3	51219	044753	Starck 1	51224
031055	Starck 3	001220/89	045140	Bagnella	51197
031653	2nd Floor	51268	045148	Bagnella	51197
031758	2nd Floor	51268	045250	Vero	52281
031758	2nd Floor	51268	045260	Vero	52281
031840	Architec	001220/82	045360	Vero	52281
031845	Architec	001220/82	045410	Vero	52281
031850	Architec	001220/82	045450	Vero	52281
031927	Architec	52280	045460	Vero	52281
031932	Architec	52280	045480	Vero	52281
031937	Architec	52280	045550	Vero	52281
031942	Architec	52280	045560	Vero	52281
032040	Architec	51278	045748	Happy D	51184
032042	Architec	51278	045840	Happy D	51186
032045	Architec	51278	045860	Happy D	51186
032050	Architec	51278	046060	Dellarco	51364
032250	Ciottolo	52279	046157	Caro	51364
032347	Ciottolo	52279	046240	Architec	52280
032488	Ciottolo	52279	046340	Architec	52280
032542	Bacino	51206	046456	Darling	51364
032910	Vero	52281	046465	Darling	001220/76
032912	Vero	52281	046651	Santosa	51368
032985	Vero	52281	046840	Architec	52280
033048	Vero	51267	046847	Architec	001220/55
033342	Bacino	51206	046970	Giamo	51364
033452	Bacino	51206	047052	Karibik	51368
033550	Foster	51423	047058	Karibik	51368
033643	Foster	51423	047256	Duraplus	51229
033754	D-Code	51386	047262	Duraplus	51229
033754	D-Code	51386	047334	Bali	51229
033849	D-Code	51386	047465	Java	51229
033856	D-Code	51386	047560	Lacona	51364
033955	D-Code	51301	047658	Series 1930	51364
034137	Bacino	51525	047760	Orchidee	51364
034355	Duraplus	001220/89	047847	Starck 2	001220/82
040753	Starck 1	001220/82	048146	Dune	51247
040833	Starck 1	51474	048157	Dune	51247
040853	Starck 1	51224	049112	2nd Floor	51283
041710	Happy D	51186	049170	2nd Floor	51283
041720	Happy D	51186	049180	2nd Floor	51283
041760	Happy D	51186	070445	Vero	52281
041765	Happy D	51186	522162	Morea	51229
041775	Happy D	51186	522256	Morea	51229
042354	Happy D	51184			










Metal Consoles

	Description	Model-No.	USD
	Happy D. Metal Consoles	#0030601000 #0030611000 #0030621000 #0030691000 #0030701000	
	Wall flange set for Happy D. metal console	1002060000	55
	Foot covers for metal consoles, chrome	1001961000	15
	Towel bar loop for metal console	has no Model-No. (order item with #0099600000)	10
	Vero Metal Consoles	#0030631000 #0030651000 #0030661000 #0030671000 #0030711000 #0030721000 #0030731000	
	Wall flange set for Vero metal console, chrome	1002050000	60
	Foot covers for metal consoles, chrome	1001961000	15





Lavatory Drains and P-traps

	Description	Model-No.	USD
	Slotted waste without overflow, chrome	0050241092	100
	Slotted waste with extended shaft, without overflow, chrome	0050381092	100
	Push open waste, with overflow, chrome	0050521092	100
	Pop-up basin waste with horizontal lever, with overflow, chrome	0050311092	100
	Pop-up basin waste with vertical lever, with overflow, chrome	0050511092	100
	Tail piece adapter for US, with washer, scratch nut, chrome 1 1/4" x 7 7/8"	0050090000	25
	2 Piece Slotted Waste for Ciottolo and Starck X	1002211000	55
	Ceramic Drain Cover: For Ciottolo For Starck X (shown) For PuraVida	1002200000 1002190000 1002810000	80 80 80
	Drain cover for Starck 1 basin #044648, chrome	0050401000	40








Lavatory Drains and P-traps

	Description	Model-No.	USD
	Drain cover, chrome	0050431000	45
	Space saving siphon for furniture basins, white plastic (Includes 1 1/2" wall bend #0050690092)	0050130092	95
	1 1/2" PVC wall bend for space saving siphon	0050690092	5
	Design siphon (p-trap), chrome (Includes vertical pop-up #9990401)	0050361092	195
	Vertical lever pop-up drain included with design siphon	9990401	100
	1 1/4" standard p-trap for washbasin, chrome	0050260000	35
	In-wall p-trap kit for Architec basin #044358	0050441000	45
	1 1/4" p-trap with elongated tailpiece and outlet pipe, chrome	0050540000	85
	Outlet bow for basins #076465 & 076565, chrome	0050251000	25

Floor Standing Bidet Parts



	Description	Model-No.	USD
	1 1/4" p-trap for bidet with slip-fit connection, chrome	0050270092	35
	Pop-up waste with ceramic drain cover for PuraVida	1002820092	120
	L-brackets with hardware, white and chrome caps	0067021000	20
	Mounting screws, white and chrome caps	0067011000	20

Wall Hung Bidet Parts




	Description	Model-No.	USD
	1 1/4" p-trap for bidet with slip-fit connection, chrome	0050270092	35
	Pop-up waste with ceramic drain cover for PuraVida	1002820092	120
	Hardware for wall-mounted bidet & toilet, white caps	0065000000	45
	Hardware for wall-mounted bidet & toilet, chrome caps	0065001000	45
	Noise reduction gasket for Starck 1 & Starck X wall-mounted bidet & toilet	0050190000	70
	Noise reduction gasket for wall-mounted bidets and toilets	0050200000	85
	Noise reduction gasket for #221509, 221709, 223915, 221909	0050640000	30

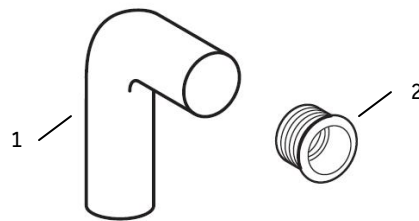
Note: For in-wall bidet carrier parts, please see page 98. Or visit www.geberit.us or contact Geberit @ 1-800-832-8783.

Bidet Cover Parts

	Description	Model-No.	USD
	Starck X Bidet cover, with soft close	#006821 #006831	
	Bumpers	1001770000	5

In-wall Bidet Carrier

Description	Model-No.	USD
 <p data-bbox="376 382 657 409">Geberit in-wall bidet carrier</p>	<p data-bbox="1096 382 1226 409">#110520001</p>	
 <p data-bbox="376 835 738 865">[1] - Outlet bend, 90 degrees, plastic</p>	<p data-bbox="1096 835 1209 865">241067161</p>	<p data-bbox="1380 835 1412 865">25</p>
 <p data-bbox="376 1024 836 1054">[2] - Outlet rubber slip gasket for 1 1/4" p-trap</p>	<p data-bbox="1096 1024 1209 1054">152682001</p>	<p data-bbox="1380 1024 1396 1054">5</p>





Note: For Geberit carrier parts not listed above, please visit www.geberit.us, or contact Geberit at 1-800-832-8783.



Kitchen Sinks – Starck K

	Description	Model-No.	USD
	Drain assembly for sink with shelf For sinks # 751010, 751090, 751110, 751190	1003310000	65
	Overflow cover, grid, and screw For sinks # 751010, 751090, 751110, 751190	1003300000	270
	Drain assembly for sink without shelf For sink # 751290	1003320000	130
	Overflow cover, grid, and screw For sink # 751290	1003400000	280
	Sealing tape for flush mounted Starck K sinks	1003330000	270







Bathtub Parts

	Description	Model-No.	USD
	Care kit for acrylic surfaces Includes: acrylic care agent, grinding paste, polishing paste, polishing cloth, and wet abrasive paper in various grits.	790301000000000	95
	Care and maintenance kit for acrylic surfaces Includes: acrylic care agent, acrylic resin, resin hardener, stirring stick, grinding paste, polishing paste, polishing cloth, and wet abrasive paper in various grits. (Resin only necessary for repair of air injectors.)	790302000000000	165



Installation Material:

	Flexible tile flange kit, 15 ft	790112000000000	195
	Bathtub wall anchor brackets (3 pcs)	790103000000000	60
	Bathtub wall anchor brackets for Seadream & Blue Moon (4 pcs)	790123000000000	70
	Bathtub wall anchor brackets for D-Code (3 pcs)	790125000000000	60
	Bathtub wall anchor brackets, flat metal	790900000000348	120



Bathtub Parts

	Description	Model-No.	USD
Support Frames:			
	Support frame for tubs with width less than 39"	79010600000000	135
	Support frame for tubs with width greater than 39"	79011100000000	135
	Support frame for Paiova tubs	79011300000000	200
	Support frame for 2nd Floor #700077, 700082	79011800000000	150
	Support frame for D-Code #700137	79013400000000	150
	Support frame for Seadream tubs	79013500000000	200

D-Code Panel Hardware Kits:

	D-Code panel hardware kit for front panels	7900668	65
	D-Code panel hardware kit for side panels	7900669	40

Bathtub Parts – 2nd Floor Acrylic Inlays

Description	Model-No.	USD
		
2nd floor Acrylic Inlays:		
Acrylic inlay for 2nd floor bathtubs #700073-74, 700078-79		
New size: 14 3/8" x 5 3/4" (365 x 145 mm)	79057000000000	75
Old size: 15 3/8" x 5 1/2" (390 x 140 mm)	79055900000000	45
Acrylic inlay for 2nd floor bathtubs #700075, 700080		
New size: 16 1/2" x 5 3/4" (420 x 145 mm)	79057100000000	80
Old size: 17 3/8" x 5 1/2" (440 x 130 mm)	79056000000000	55
Acrylic inlay for 2nd floor bathtubs #700076, 700081		
New size: 18 1/2" x 5 1/2" (470 x 140 mm)	79057200000000	80
Old size: 19 5/8" x 5 1/2" (500 x 140 mm)	79056100000000	60
Acrylic inlay for 2nd floor bathtubs #700077, 700082, 700160, 700162		
New size: 22 1/4" x 5 1/2" (565 x 140 mm)	79057300000000	85
Old size: 23 1/4" x 5 1/2" (590 x 140 mm)	79056200000000	60
Acrylic inlay for 2nd floor bathtubs #700161, 700163		
New size: 26" x 5 3/4" (660 x 145 mm)	79057400000000	90
		
Suction cup for 2nd Floor acrylic inlays (snap in) (As of 4.1.2011 suction cups no longer snap in)	7900901	10

Note: In mid-2007 the acrylic inlay sizes changed on most 2nd Floor tubs. Please confirm the size before ordering.

Freestanding Tub Components

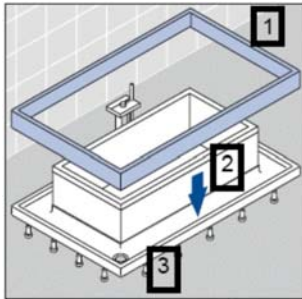
Description	Model-No.	USD
Happy D. Freestanding Tubs:		
Freestanding tub skirt for # 700019 Happy D, white acrylic	701016000000090	1,420
Freestanding tub skirt for # 701319, American Walnut	701049000000000	5,210
Freestanding tub skirt for # 702419, Macassar	701052000000000	5,210
Freestanding tub skirt for # 702619, American Cherry	701050000000000	5,210
Freestanding tub skirt for # 706519, Bleached Oak	701058000000000	5,210
Acrylic tub for # 70xx19	700063000000090	1,350

Starck X Freestanding without Trench (#700088-90):

Freestanding tub skirt for # 700088-90 Starck X, white acrylic	701053000000090	2,820
--	-----------------	-------

Starck X Freestanding with Trench (#700058, 60, 62):

Acrylic tub for # 700058	700048 00 0 99 0090	1,855
Acrylic tub for # 700060	700050 00 0 99 0090	1,855
Acrylic tub for # 700062	700052 00 0 99 0090	1,855




#1 - Starck X skirt for trench	701055 00 0 00 0090	2,590
	790900 00 0 00 0064***	2,175
#2 - Starck X bathtub panel (tub skirt)	701054 00 0 00 0090	2,125
	790900 00 0 00 0062***	2,445
#3 - Starck X tub trench	701056 00 0 00 0000	6,130
	790900 00 0 00 0063***	6,320

Note: *** Indicates discontinued parts only available from stock.





Starck Freestanding Tubs:

Freestanding tub skirt for # 700010 Starck, white acrylic	701014000000090	1,130
Freestanding tub skirt for # 700012 Starck, white acrylic	701015000000090	1,950









Tub Drains

Description	Model-No.	USD
Cable-driven waste and overflow, chrome trim: For tubs # 700001-04, 700027-28, 700031-32, 700050, 700095-96, 700098, 700100, 700131-132, 700133-134, 700141, 700181, 700198, 700238 239 240 241 242 243 244 245 246 247 248 249		
Plastic body	790220000001000	175
Brass body	790249000001000	445
Cable-driven waste and overflow, chrome trim For tubs # 700009, 700011, 700015-18, 700020, 700035-42, 700048, 700052, 700091-94, 700117-119, 700135-136, 700156, 700182-184		
Plastic body	790219000001000	195
Brass body	790250000001000	520
Cable-driven waste and overflow, plastic body, chrome trim		
For tubs # 700097, 700099, 700264 265 266 267 268 270 271, 700212 213, 700218 219	790251000001000	195
For tubs # 700101, 700137-138	790252000001000	185
For Seadream tubs # 700111 - 700114	790243000001000	395
For Onto tubs # 700230 -231 232 233	791212000001000	
 Cable-driven waste and overflow for freestanding tubs, chrome trim		
For tub # 700010	790237000001000	230
For tubs # 700012, 700088, 700090, 700185	790238000001000	230
For tubs # 70xx19	790239000001000	230
For tub # 700089	790241000001000	230
For tub # 700088 / 700090	790242000001000	230
 Chrome trim kit for freestanding tub drains # 790237-241 TRIMM-DUR-CP		
	790590000001000	165


Tub Drains

	Description	Model-No.	USD
	2nd floor special waste and overflow, chrome trim		
	For tubs # 700073-75, 700077-78, 700079-80, 700082	7900375	205
	For tubs # 700076, 700081, 700160-163	7900376	235
	2nd Floor overflow cover, chrome For drains #7900375, 7900376	790550000001000	60
	2nd floor overflow header and seal, black plastic Factory-installed on tubs # 700073-82, 700160-163	790900000000346	120
	Blue Moon special waste and overflow, chrome trim		
	For tub # 700143	790244000001000	285
	For tub # 700169	790248000001000	285
	Sundeck special waste and overflow, chrome trim For tubs # 700065-66, 700125-126, 700127-128, 700196-197	790245000001000	310
	Starck X with trench special drain kit, chrome For tubs # 700058, 700060, 700062	790246000001000	370
	Chrome drain clicker for 2nd Floor & Blue Moon For 52mm outlet drains # 7900375, 7900376, 790244	790549000001000	195
	Chrome drain clicker for Sundeck & Blue Moon For 90mm outlet drains # 790245, 790248	790563000001000	60

Whirltub Plumbing Parts

	Description	Reference-No.	Model-No.	USD
	Air intake hose, 3 ft, 2 clamps		7900182	35
	Mini manifold with 4 outlets	MANI-A-CG4C-A	7900189	95
	Air injector with sleeve, white		7900858	5
	Check valve for air injector		7900996	5
	Tee for air injector, without gasket, white		7900859	10
	Ell for air injector, without gasket, white		7900860	10
	Gasket for air injector tees and ells		7900945	5
	3/8" flexible PVC hosing (indicate length)		7900183	5 per ft


Whirltub Plumbing Parts


	Description	Reference-No.	Model-No.	USD
	Check valve for Sundeck loop	MANI-SD	7900691	80

	Intake vent for freestanding air tubs		52252	15
---	---------------------------------------	--	-------	----

Jet System Plumbing Parts:

	Directional whirlpool jet (qty 1)		7900178	20
---	-----------------------------------	--	---------	----




	Pump union "T" shape, pressure side of pump		7900191	20
--	---	--	---------	----

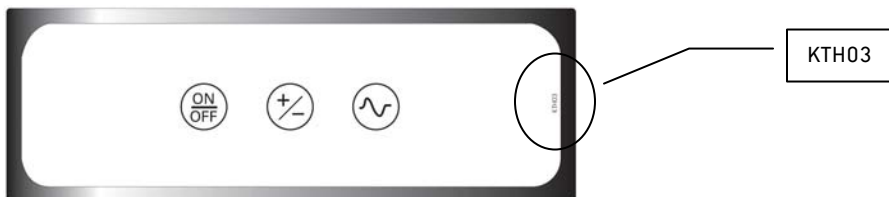
	Pump union "I" shape, suction side of pump		7900195	10
---	--	--	---------	----

	Safety suction assembly		7900630	30
---	-------------------------	--	---------	----




	Check valve for 1/2" venturi line		7900707	10
---	-----------------------------------	--	---------	----


Whirltub Electrical Parts – Air with Keypad

Description	Reference-No.	Model-No.	USD
Air System Air System with Ozone		71xxxxxx100xx90 71xxxxxx154xx90	
 Keypad for single system	KTH03	7900181	35
 Blower without control	SL0-3-75-120/60A-B2 or M0-300-750-120/60A-B2	7900190	425
 Electronic blower control box	IC-TMSV-120/60-B2-N	7900187	265







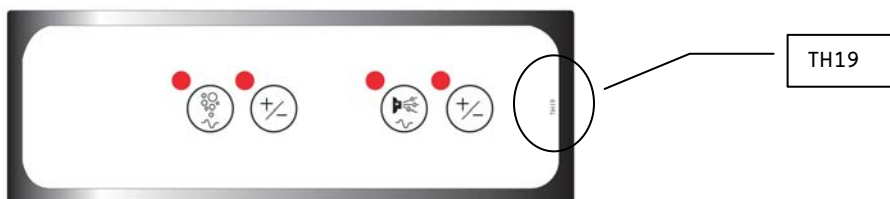
Whirltub Electrical Parts – Jet with Keypad

Description	Reference-No.	Model-No.	USD
Jet System Jet System with Heater Jet System with Heater and Ozone		71xxxxxx200xx90 71xxxxxx250xx90 71xxxxxx251xx90	
 Keypad for single system	KTH03	7900181	35
 Variable pump	POMPE_ITT_NR2-P3 or 0035F00C	7900192	525
 Electronic pump control box	IC-TMSPV-120/60-P3-N	7900186	265



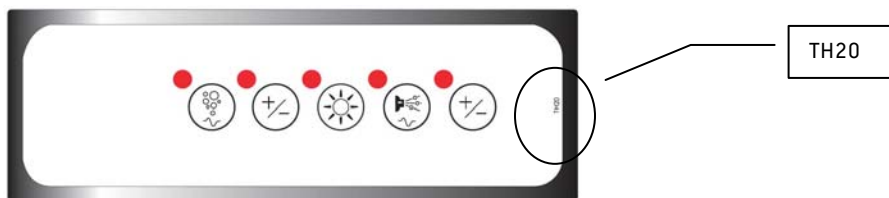
Whirltub Electrical Parts – Combi with Keypad

Description	Reference-No.	Model-No.	USD
Combi System Combi System with Heater Combi System with Heater and Ozone		71xxxxxx300xx90 71xxxxxx350xx90 71xxxxxx351xx90	
 Keypad for combi system	TH19	7900177	65
 Blower, integrated main controls	SLS-3-75-120/60A-NBM+CG06	7900634	675
 Electronic pump control box	IC-TMSPV-120/60-P3-N	7900186	265
 Variable pump	POMPE_ITT_NR2-P3 or 0035F00C	7900192	525



Whirltub Electrical Parts – Combi with Light and Keypad

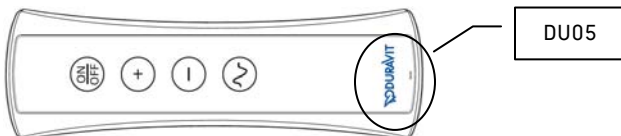
	Description	Reference-No.	Model-No.	USD
	Combi System with Light Combi System with Light and Heater Combi System with Light, Heater, and Ozone		71xxxxxx400xx90 71xxxxxx450xx90 71xxxxxx451xx90	
	Keypad for combi + light system	TH20	7900180	65
	Blower, integrated main controls	SLS-3-75-120/60A-NBM+CG06	7900634	675
	Variable pump	POMPE_ITT_NR2-P3 or 0035F00C	7900192	525
	Electronic pump control box	IC-TMSPV-120/60-P3-N	7900186	265
	Electronic control box for 9-LED	LT-2D-120-B1+CG06	7900631	290
	9-LED bulb	LT-LED09-R-WP	7900632	115



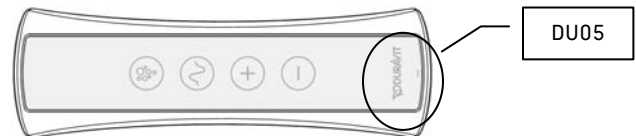
Whirltub Electrical Parts – Air with Remote

Description	Reference-No.	Model-No.	USD	
Air System with Remote Air System with Remote and Ozone		71xxxxxx146xx90 71xxxxxx155xx90		
Version I Controls – Blue DURAVIT Logo:				
	Remote for single system	DU05 (blue DURAVIT logo)	7900380	265
	Blower, integrated main controls	SLS-3-75-120/60A-NBM+CG02	7901004	525
Version II Controls – Gray DURAVIT Logo:				
	Remote for air system	DU05 (gray DURAVIT logo)	7901125	500
	Blower, integrated main controls	SLS-3-75-120/60A-NBM+DU02	7901019	525

Version I – Blue DURAVIT Logo:







Version II – Gray DURAVIT Logo:



Note: Components from Version I and II controls are not interchangeable. When Version I stock is no longer available, it will be necessary to upgrade all control components to Version II components.

Whirltub Electrical Parts – Air with Light and Remote

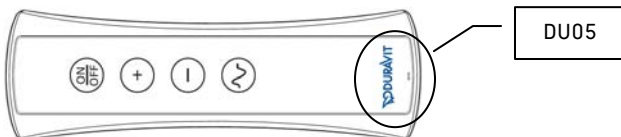
Description	Reference-No.	Model-No.	USD
Air System with Light and Remote Air System with Light, Remote, and Ozone		71xxxxxx157xx90 71xxxxxx159xx90	
 Remote for air + light system	DU06 (gray DURAVIT logo)	7901020	500
 Blower, integrated main controls	SLS-3-75-120/60A-NBM+DU02	7901019	525
 Electronic control box for 9-LED	LT-2D-120-B1+CG06	7900631	290
 9-LED bulb	LT-LED09-R-WP	7900632	115



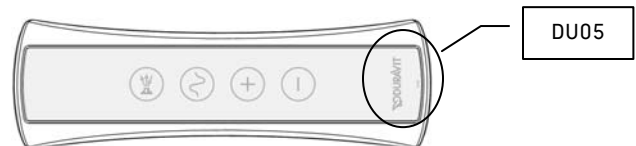
Whirltub Electrical Parts – Jet with Remote

Description	Reference-No.	Model-No.	USD	
Jet System with Remote		71xxxxxx246xx90		
Jet System with Remote and Heater		71xxxxxx252xx90		
Jet System with Remote, Heater, and Ozone		71xxxxxx253xx90		
Common Parts to All Versions:				
	Variable pump	POMPE_ITT_NR2-P3 or 0035F00C	7900192	525
Version I Controls – Blue DURAVIT Logo:				
	Remote for single system	DU05 (blue DURAVIT logo)	7900380	265
	Electronic pump control box	EV00-V-120/60-P-P3/N+CG13	7900842	400
Version II Controls – Gray DURAVIT Logo:				
	Remote for jet system	DU05 (gray DURAVIT logo)	7901126	500
	Electronic pump control box	EV00-V-120/60-P/L-P3B1M/N+DU14	7901121	400

Version I – Blue DURAVIT Logo:



Version II – Gray DURAVIT Logo:

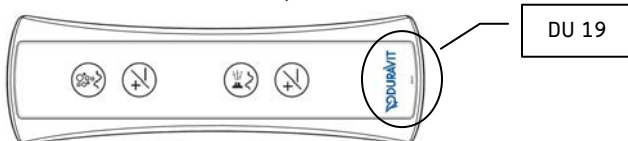


Note: Components from Version I and II controls are not interchangeable. When Version I stock is no longer available, it will be necessary to upgrade all control components to Version II components.

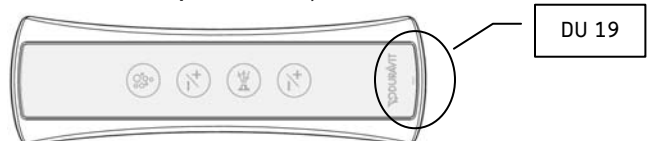
Whirltub Electrical Parts – Combi with Remote

Description	Reference-No.	Model-No.	USD	
Combi System with Remote Combi System with Remote and Heater Combi System with Remote, Heater, and Ozone		71xxxxxx346xx90 71xxxxxx352xx90 71xxxxxx353xx90		
Common Parts to All Versions:				
	Variable pump	POMPE_ITT_NR2-P3 or 0035F00C	7900192	525
	Electronic pump control box	IC-TMSPV-120/60-P3-N	7900186	265
Version I Controls – Blue DURAVIT Logo				
	Remote for combi system	DU19 (blue DURAVIT logo)	7900381	275
	Blower, integrated main controls	SLS-3-75-120/60A-NBM+CG06	7900634	675
Version II Controls – Gray DURAVIT Logo				
	Remote for combi system	DU19 (gray DURAVIT logo)	7901123	500
	Blower, integrated main controls	SLS-3-75-120/60A-NBM+DU06-75	7901122	525

Version I – Blue DURAVIT Logo:







Version II – Gray DURAVIT Logo:







Note: Components from Version I and II controls are not interchangeable. When Version I stock is no longer available, it will be necessary to upgrade all control components to Version II components.

Whirltub Electrical Parts – Combi with Light and Remote

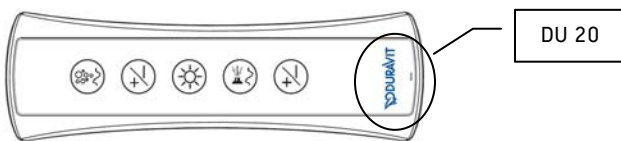
Description	Reference-No.	Model-No.	USD	
Combi System with Light and Remote		71xxxxxx446xx90		
Combi System with Light, Remote, and Heater		71xxxxxx452xx90		
Combi System with Light, Remote, Heater, and Ozone		71xxxxxx453xx90		
Common Parts to All Versions:				
	Variable pump	POMPE_ITT_NR2-P3 or 0035F00C	7900192	525
	Electronic pump control box	IC-TMSPV-120/60-P3-N	7900186	265
	Electronic control box for 9-LED	LT-2D-120-B1+CG06	7900631	290
	9-LED bulb	LT-LED09-R-WP	7900632	115

Note: Control components Version I and II are listed on the following page.

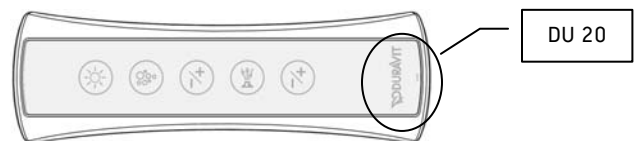
Whirltub Electrical Parts – Combi with Light and Remote

Description	Reference-No.	Model-No.	USD	
Version I Controls – Blue DURAVIT Logo				
	Remote for combi + light system	DU20 (blue DURAVIT logo)	7900382	285
	Blower, integrated main controls	SLS-3-75-120/60A-NBM+CG06	7900634	675
Version II Controls – Gray DURAVIT Logo				
	Remote for combi + light system	DU20 (gray DURAVIT logo)	7901128	500
	Blower, integrated main controls	SLS-3-75-120/60A-NBM+DU06-75	7901122	525

Version I – Blue DURAVIT Logo:







Version II – Gray DURAVIT Logo:




Note: Components from Version I and II controls are not interchangeable. When Version I stock is no longer available, it will be necessary to upgrade all control components to Version II components.

Whirltubs – Additional Options

	Description	Reference-No.	Model-No.	USD
	Ozone replacement unit <i>Alternate: #7901165</i>	P-OZN1	7900837	350
	Ozone replacement unit <i>Alternate: #7900837</i>	PZ6-13E	7901165	350
	Current sensing box for ozone	99646	7901008	200
	Heater replacement unit	CT100	7900838	200
	Speaker replacement (qty 1)	AW339	7900839	700
Six-foot blower relocation kit, includes hose and wiring extensions:				
For systems #100 and 154 (air with keypad)			7901011	150
For systems #146, 155, 157, 159, 3xx, 4xx			7901010	135








Whirltubs – Discontinued Parts

Description	Reference-No.	Model-No.	USD
Electronic control box	IC-DU0 M 120/60-MP-N	7900184	515
Electronic control box	IC-DU0/L_M-120/60-MP-N	7900185	545
 28-LED bulb	CE-LIGHT-28-LED	7900179	250
Electronic control box for 28-LED	CE-LIGHT-FL/B1-US	7900633	140




Whirltubs – Component Cross-Reference

Description	Reference-No.	Model-No.	USD
Variable pump	0035F00C	7900192	525
Speaker replacement (qty 1)	AW339	7900839	700
28-LED Bulb	CE-LIGHT-28-LED	7900179	250
Electronic control box for 28-LED	CE-LIGHT-FL/B1-US	7900633	140
Heater replacement unit	CT100	7900838	200
Remote for single system	DU05 (blue DURAVIT logo)	7900380	265
Remote for air system	DU05 (gray DURAVIT logo)	7901125	500
Remote for jet system	DU05 (gray DURAVIT logo)	7901126	500
Remote for air + light system	DU06 (gray DURAVIT logo)	7901020	500
Remote for combi system	DU19 (blue DURAVIT logo)	7900381	275
Remote for combi system	DU19 (gray DURAVIT logo)	7901123	500
Remote for combi + light system	DU20 (blue DURAVIT logo)	7900382	285
Remote for combi + light system	DU20 (gray DURAVIT logo)	7901128	500
Electronic pump control box	EV00-V-120/60-P/L-P3B1M/N+DU14	7901121	400
Electronic pump control box	EV00-V-120/60-P-P3/N+CG13	7900842	400
Electronic control box	IC-DUO M 120/60-MP-N	7900184	515
Electronic control box	IC-DU0/L_M-120/60-MP-N	7900185	545
Electronic pump control box	IC-TMSPV-120/60-P3-N	7900186	265
Electronic pump control for small tubs	IC-TMSPV-120/60-027-P3-N	7900841	265
Electronic blower control box	IC-TMSV-120/60-B2-N	7900187	265
Keypad for single system	KTH03	7900181	35
Electronic control box for 9-LED	LT-2D-120-B1+CG06	7900631	290
9-LED Bulb	LT-LED09-R-WP	7900632	115
Mini Manifold with 4 Outlets	MANI-A-CG4C-A	7900189	95
Check Valve for Sundeck	MANI-SD	7900691	80
Blower without control	MO-300-750-120/60A-B2	7900190	425
Current sensing box for ozone	99646	7901008	200
Ozone replacement unit	P-OZN1	7900837	350
Variable pump	POMPE_ITT_NR2-P3	7900192	525
Ozone replacement unit	PZ6-13E	7901165	350
Blower without control	SL0-3-75-120/60A-B2	7900190	425
Blower, integrated main controls	SLS-3-75-120/60A-NBM+CG02	7901004	525
Blower, for small combi tubs	SLS-3-50-120/60A-NBM+DU06	7900840	525
Blower, integrated main controls	SLS-3-75-120/60A-NBM+CG06	7900634	675
Blower, integrated main controls	SLS-3-75-120/60A-NBM+DU02	7901019	525
Blower, integrated main controls	SLS-3-75-120/60A-NBM+DU06-75	7901122	525
Keypad for combi system	TH19	7900177	65
Keypad for combi + light system	TH20	7900180	65







Shower Tray Parts

	Description	Model-No.	USD
	Flexible tile flange kit, 15 ft	790112000000000	195
	Wall anchor brackets (3 pcs)	790103000000000	60
	Support frame for shower trays, height adjustable 3 3/8" – 4 1/8"	790101000000000	105
	Support frame for shower trays, height adjustable 3 7/8" – 7 1/4"	790102000000000	105
	Support frame, height adjustable 4 3/4" – 7 1/2" For bathtubs and shower trays 39 3/8" to 59" in length	790100000000000	130
	Support frame, height adjustable 4 3/4" – 7 1/2" For bathtubs and shower trays greater than 59" in length	790105000000000	200
	2nd floor acrylic inlays for shower trays:		
	For # 720043	22 7/8" x 5 1/2" (580x140mm)	790575000000000 80
	For # 720046	27 1/8" x 5 1/2" (690x140mm)	790576000000000 90
	For # 720044, 720047, 720050	30 3/4" x 5 1/2" (780x140mm)	790577000000000 95
	For # 720045, 720051	38 5/8" x 5 1/2" (980x140mm)	790578000000000 155
	For # 720048	46 1/8" x 5 1/2" (1170x140mm)	790579000000000 205
	For # 720049	61 3/4" x 5 1/2" (1570x140mm)	790580000000000 245

Furniture – Mounting Hardware



	Description	Model-No.	USD
	Mounting brackets, set of two with hardware, 6" long	F30368	10
<p>Note: For vanity units with less than 12" across the back, the mounting brackets can be cut to fit.</p>			
	Hardware for mirrors	20567	5
	Hardware set for Starck 1 vanity #9520	23320	25
	Hardware set for Happy D. # 6283, 6284, 6276, 6286	28095	15

Furniture – Handles

	Description	Model-No.	USD
	2nd Floor handle for all mirror cabinets	F0211	30
	2nd Floor handle for all wooden drawers	F0212	30
	Fogo handle for all exterior drawers, chrome	F0192	25
	X-Large strip-handle, anodized aluminum For drawer fronts with two holes		
	8 5/8" long, for drawer front 11 3/4" wide	F0200	20
	12 5/8" long, for drawer front 15 3/4" wide	F0201	20
	14 5/8" long, for drawer front 17 3/4" wide	F0202	25
	16 1/2" long, for drawer front 19 5/8" wide	F0203	25
	18 1/2" long, for drawer front 21 5/8" wide	F0204	30
	20 1/2" long, for drawer front 23 5/8" wide	F0205	30
	26 3/8" long, for drawer front 29 1/2" wide	F0206	40
	28 3/8" long, for drawer front 31 1/2" wide	F0207	40
	34 1/4" long, for drawer front 37 3/8" wide	F0208	45
36 3/4" long, for drawer front 39 3/8" wide	F0209	50	
44 1/8" long, for drawer front 47 1/4" wide	F0210	50	
	X-Large U-handle (1x), anodized aluminum For drawer fronts with four holes	F0182	50
	X-Large C-handle (1x), anodized aluminum For drawer fronts with four holes	F0184	20

Note: X-Large U- and C-handles are not interchangeable with X-Large strip-handles. Confirm the total quantity of holes in the drawer front before ordering.

Other Furniture Parts

	Description	Model-No.	USD
	Towel Bars (set of 2 with 4 screws) 13"x3" for #6108	26277	25
	Blue Moon clothes rail for bench	79061800000000	215

Furniture – Lighting

Furnishing Model		Length	Model-No.	Bulb Type	USD
2nd Floor					
9645	fluorescent light with ballast (bulb included)	20"	38046	18W T4	65
	Replacement bulb		38146	18W T4	15
9646	fluorescent light with ballast (bulb included)	20"	38046	18W T4	65
	Replacement bulb		38146	18W T4	15
9647	fluorescent light with ballast (bulb included)	20"	38046	18W T4	65
	Replacement bulb		38146	18W T4	15
9648	fluorescent light with ballast (bulb included)	20"	38046	18W T4	65
	Replacement bulb		38146	18W T4	15
9650	fluorescent light with ballast (bulb included)	20"	38046	18W T4	65
	Replacement bulb		38146	18W T4	15
9651	fluorescent light with ballast (bulb included)	20"	38046	18W T4	65
	Replacement bulb		38146	18W T4	15
9652	fluorescent light with ballast (bulb included)	20"	38046	18W T4	65
	Replacement bulb		38146	18W T4	15
9653	fluorescent light with ballast (bulb included)	20"	38046	18W T4	65
	Replacement bulb		38146	18W T4	15
D-Code					
9869	fluorescent light with ballast (bulb included)	20"	38046	18W T4	65
	Replacement bulb		38146	18W T4	15
Fogo					
9614	fluorescent light with ballast (bulb included)			7W T4	
	Replacement bulb			7W T4	
9615	fluorescent light with ballast (bulb included)	20"	38046	18W T4	65
	Replacement bulb		38146	18W T4	15
9616	fluorescent light with ballast (bulb included)	20"	38046	18W T4	65
	Replacement bulb		38146	18W T4	15
9617	fluorescent light with ballast (bulb included)	20"	38046	18W T4	65
	Replacement bulb		38146	18W T4	15

Furniture – Lighting

Furnishing Model		Length	Model-No.	Bulb Type	USD
9618	fluorescent light with ballast (bulb included)	20"	38046	18W T4	65
	Replacement bulb		38146	18W T4	15
9619	fluorescent light with ballast (bulb included)	20"	38046	18W T4	65
	Replacement bulb		38146	18W T4	15
9621	fluorescent light with ballast (bulb included)			7W T4	
	Replacement bulb			7W T4	
9680	fluorescent light with ballast (bulb included)	35"	38019	21W T5	115
	Replacement bulb		38119	21W T5	15
9681	fluorescent light with ballast (bulb included)	46 ¾"	38022	28W T5	120
	Replacement bulb		38122	28W T5	20
9682	fluorescent light with ballast (bulb included)	46 ¾"	38022	28W T5	120
	Replacement bulb		38122	28W T5	20
9672	fluorescent light with ballast (bulb included)	20"	38046	18W T4	65
	Replacement bulb		38146	18W T4	15
9674	fluorescent light with ballast (bulb included)	20"	38046	18W T4	65
	Replacement bulb		38146	18W T4	15
9676	fluorescent light with ballast (bulb included)	20"	38046	18W T4	65
	Replacement bulb		38146	18W T4	15
9678	fluorescent light with ballast (bulb included)	35"	38019	21W T5	115
	Replacement bulb		38119	21W T5	15
Happy D.					
9630	fluorescent light with ballast (bulb included)	20"	38046	18W T4	65
	Replacement bulb		38146	18W T4	15
9631	fluorescent light with ballast (bulb included)	20"	38046	18W T4	65
	Replacement bulb		38146	18W T4	15
9632	fluorescent light with ballast (bulb included)	20"	38046	18W T4	65
	Replacement bulb		38146	18W T4	15
9633	fluorescent light with ballast (bulb included)	20"	38046	18W T4	65
	Replacement bulb		38146	18W T4	15



Furniture – Lighting

Furnishing Model		Length	Model-No.	Bulb Type	USD
9634	fluorescent light with ballast (bulb included)	20"	38046	18W T4	65
	Replacement bulb		38146	18W T4	15
9635	fluorescent light with ballast (bulb included)	20"	38046	18W T4	65
	Replacement bulb		38146	18W T4	15
9636	fluorescent light with ballast (bulb included)	20"	38046	18W T4	65
	Replacement bulb		38146	18W T4	15
9637	fluorescent light with ballast (bulb included)	20"	38046	18W T4	65
	Replacement bulb		38146	18W T4	15
Ketho					
7230	fluorescent light with ballast (bulb included)	20"	38046	18W T4	65
	Replacement bulb		38146	18W T4	15
7231	fluorescent light with ballast (bulb included)	23 1/8"	38018	14W T5	110
	Replacement bulb		38118	14W T5	15
7232	fluorescent light with ballast (bulb included)	35"	38019	21W T5	115
	Replacement bulb		38119	21W T5	15
7233	fluorescent light with ballast (bulb included)	35"	38019	21W T5	115
	Replacement bulb		38119	21W T5	15
7530	fluorescent light with ballast (bulb included)	23 1/8"	38018	14W T5	110
	Replacement bulb		38118	14W T5	15
7531	fluorescent light with ballast (bulb included)	23 1/8"	38018	14W T5	110
	Replacement bulb		38118	14W T5	15
7532	fluorescent light with ballast (bulb included)	23 1/8"	38018	14W T5	110
	Replacement bulb		38118	14W T5	15
7533	fluorescent light with ballast (bulb included)	23 1/8"	38018	14W T5	110
	Replacement bulb		38118	14W T5	15
Mirrorwall					
9820 -9831	fluorescent light with ballast (bulb included)	35"	38019	21W T5	115
	Replacement bulb		38119	21W T5	15

Furniture – Lighting

Furnishing Model		Length	Model-No.	Bulb Type	USD
9832 – 9834	fluorescent light with ballast (bulb included)	23 1/8"	38018	14W T5	110
	Replacement bulb		38118	14W T5	15
	fluorescent light with ballast (bulb included)	20"	38046	18W T4	65
	Replacement bulb		38146	18W T4	15
	fluorescent light with ballast (bulb included)	35"	38019	21W T5	115
	Replacement bulb		38119	21W T5	15
Multibox					
9785	fluorescent light with ballast (bulb included)	20"	38046	18W T4	65
	Replacement bulb		38146	18W T4	15
9797	fluorescent light with ballast (bulb included)	20"	38046	18W T4	65
	Replacement bulb		38146	18W T4	15
9799	fluorescent light with ballast (bulb included)	20"	38046	18W T4	65
	Replacement bulb		38146	18W T4	15
Multibox New					
9700	fluorescent light with ballast (bulb included)	20"	38046	18W T4	65
	Replacement bulb		38146	18W T4	15
9701	fluorescent light with ballast (bulb included)	20"	38046	18W T4	65
	Replacement bulb		38146	18W T4	15
9702	fluorescent light with ballast (bulb included)	20"	38046	18W T4	65
	Replacement bulb		38146	18W T4	15
9703	fluorescent light with ballast (bulb included)	20"	38046	18W T4	65
	Replacement bulb		38146	18W T4	15
9705	fluorescent light with ballast (bulb included)	20"	38046	18W T4	65
	Replacement bulb		38146	18W T4	15
9706	fluorescent light with ballast (bulb included)	20"	38046	18W T4	65
	Replacement bulb		38146	18W T4	15
9707	fluorescent light with ballast (bulb included)	20"	38046	18W T4	65
	Replacement bulb		38146	18W T4	15

Furniture – Lighting

Furnishing Model		Length	Model-No.	Bulb Type	USD
9708	fluorescent light with ballast (bulb included)	20"	38046	18W T4	65
	Replacement bulb		38146	18W T4	15
Starck X					
9640	fluorescent light with ballast (bulb included)	-	38065	24W T5 & 39W T5	125
	Replacement bulb	21 5/8"	38165	24W T5	15
	Replacement bulb	33 1/2"	38166	39W T5	15
PuraVida					
9421	fluorescent light with ballast (bulb included)	23 1/8"	38018	14W T5	110
	Replacement bulb		38118	14W T5	15
9424	fluorescent light with ballast (bulb included)	20"	38046	18W T4	65
	Replacement bulb		38146	18W T4	15
Starck 1					
9713	Lamp	-	38055	40W	125
	Replacement bulb		38155	40W	20
					
9767	Lamp	-	38055	40W	125
	Replacement bulb		38155	40W	20
					
Starck 1.2.3					
9608	fluorescent light with ballast (bulb included)	20"	38046	18W T4	65
	Replacement bulb		38146	18W T4	15
9609	fluorescent light with ballast (bulb included)	20"	38046	18W T4	65
	Replacement bulb		38146	18W T4	15



9778	fluorescent light with ballast (bulb included)	20"	38046	18W T4	65
	Replacement bulb		38146	18W T4	15
9779	fluorescent light with ballast (bulb included)	20"	38046	18W T4	65
	Replacement bulb		38146	18W T4	15

X-Large

7210	fluorescent light with ballast (bulb included)			7W T4	
	Replacement bulb			7W T4	
7211	fluorescent light with ballast (bulb included)			7W T4	
	Replacement bulb			7W T4	







Furniture – Lighting

Furnishing Model		Length	Model-No.	Bulb Type	USD
7212	fluorescent light with ballast (bulb included)	20"	38046	18W T4	65
	Replacement bulb		38146	18W T4	15
7213	fluorescent light with ballast (bulb included)	20"	38046	18W T4	65
	Replacement bulb		38146	18W T4	15
7214	fluorescent light with ballast (bulb included)	34 7/8"	38019	21W T5	115
	Replacement bulb		38119	21W T5	15
7092	fluorescent light with ballast (bulb included)	20"	38046	18W T4	65
	Replacement bulb		38146	18W T4	15
7094	fluorescent light with ballast (bulb included)	20"	38046	18W T4	65
	Replacement bulb		38146	18W T4	15
7095	fluorescent light with ballast (bulb included)	20"	38046	18W T4	65
	Replacement bulb		38146	18W T4	15
7096	fluorescent light with ballast (bulb included)	20"	38046	18W T4	65
	Replacement bulb		38146	18W T4	15



Furniture – Lighting Cross Reference

Furnishing Model	Bulb Quantity	Bulb Type	Furnishing Model	Bulb Quantity	Bulb Type
2nd floor			Multibox New		
9645	2	18W T4	9700	2	18W T4
9646	2	18W T4	9701	2	18W T4
9647	2	18W T4	9702	2	18W T4
9648	2	18W T4	9703	2	18W T4
9650	2	18W T4	9705	2	18W T4
9651	2	18W T4	9706	2	18W T4
9652	2	18W T4	9707	2	18W T4
9653	2	18W T4	9708	2	18W T4
D Code			Starck X		
9869	1	18W T4	9640	2	24W T5
				2	39W T5
Fogo			PuraVida		
9614	1	7W T4	9421	1	14W T5
9615	1	18W T4	9424	1	18W T4
9616	1	18W T4			
9680	1	21W T5	Starck 1		
9681	1	28W T5	9713	1	40W
9682	1	28W T5	9767	1	40W
9672	1	18W T4	Starck 1.2.3		
9674	1	18W T4	9608	2	18W T4
9676	1	18W T4	9609	2	18W T4
9678	1	21W T5	9778	2	18W T4
Happy D.			9779	2	18W T4
9630	2	18W T4	X-Large		
9631	2	18W T4	7210	1	7W T4
9632	2	18W T4	7211	1	7W T4
9633	2	18W T4	7212	1	18W T4
9634	2	18W T4	7213	1	18W T4
9635	2	18W T4	7214	1	21W T5
9636	2	18W T4	7092	2	18W T4
9637	2	18W T4	7094	2	18W T4
Ketho			7095	2	18W T4
7230	1	18W T4	7096	2	18W T4
7231	1	14W T5			
7232	1	21W T5			
7233	1	21W T5			
7530	2	14W T5			
7531	2	14W T5			
7532	2	14W T5			
7533	2	14W T5			
Mirrorwall					
9820 – 9831		21W T5			
		14W T5			
9832 – 9834		18W T4			
		21W T5			
Multibox					
9785	2	14W T5			
9797	2	14W T5			
9799	2	14W T5			

Accessories


	Description	Model-No.	USD
	1930 Series glass for glass holder	1000530000	75
	1930 Series glass lampshade for wall light #009431	1000540000	100
	1930 Series back plate for wall light (chrome) #009431	1000831000	105
	Spring for toilet paper holder	0089400000	10
	Soap dispenser pump head, chrome	1001721000	65
	German to CANDELABRA socket reducer for Wall light #009431 and Wall lamp #00972110	1003050000	20

Ceramic and Acrylic Samples

Color	Model-No.	USD	
Ceramic Samples			
	White	00122200	1
	White with fly	00122201	1
	Platin	00122235	1
	Pergamon	00122247	1
	Yellow*	00122280	1
	Black	00122208	1
Starck K Ceramic Samples			
	White	0015020000	1
	Pergamon	0015024700	1
	Anthracite	0015026800	1
	Chestnut	0015028100	1
Acrylic Samples			
5 7/8" x 5 7/8" (150 x 150mm)			
	White	00122282	2
	Pergamon	00122281	1

Note: * Denotes color has been discontinued.

Furniture Sample Rings

	Furniture Series	Model-No.	USD
	2nd floor	00122515	20
	4x9**	00122501	1
	Caro**	00122502	1
	Ciottolo**	00122500	1
	Darling New	00122522	25
	Dellarco**	00122512	15
	D-Code	00122517	35
	Esplanade	00122524	30
	Fogo	00122503	20
	Happy D.	00122514	25
	Ketho	00122520	25
	Onto	00122521	20
	Paiova	00122507	35
	PuraVida	00122518	30
	Starck X	00122513	20
	Starck 1	00122508	1
	Starck 1.2.3	00122509	20
Starck New	01122523	20	
Sundeck	00122516	20	
X-Large	00122510	25	

Note: ** Denotes furniture series has been discontinued.

General Terms of Sale

1. Stock / Special Orders

Bold items listed in this price list are stocked in our Atlanta warehouse for immediate delivery. Special order products, listed in italics, have a 8-12 week lead time. All special orders are non cancelable and may or may not comply with US standards.

2. Payment Terms

Payment is due thirty days from the invoice date.

3. Loss/Damage

Unless expressly agreed upon in writing to the contrary, the Terms of Delivery are FOB Seller's loading dock.

Purchaser bears the risk of loss or destruction upon the first to occur, pickup or acceptance of the Products by Purchaser or its common carrier at Seller's loading dock. Products delivered to Purchaser by the common carrier shall be inspected by Purchaser upon receipt.

If Purchaser notices damages or losses which occurred during shipment Purchaser shall file claims with respect to such damages with the carrier. Seller is not liable for any damages or losses which occurred after the risk of loss has passed to Purchaser.

Purchaser may not withhold or reduce payments on account of such claims or any other complaints, claims or counterclaims not acknowledged and accepted by Seller.

4. Shortages

Claims for shortages must be made within five days from receipt of goods. Any claim of shipment not received must be reported to Duravit within thirty days from the invoice date.

5. Returns

Under no circumstances will Duravit accept the return of merchandise without express written authorization. System tubs are not eligible for return. A full credit will be given upon the receipt and inspection of factory defective or incorrectly shipped items. Any merchandise ordered in error or canceled will be assessed at 25% handling charge and must be returned no later than sixty days after the date of the return goods authorization. A 50% restock fee applies after 90 days. No merchandise will be authorized for return after a period of 120 days. A rebox fee may apply. All transportation for return goods must be paid by our customer. For further information please refer to our return goods policy.

6. Modifications

Duravit reserves the right to implement technological and or manufacturing modifications, as deemed necessary, without prior notice.

7. Limited Warranty

Duravit grants a guarantee period of 5 years for all sanitary ceramic, acrylicware and furniture and 1 year for all parts to be free of any manufacturing defect that would have direct effect on the practical application of the item. Duravit grants a guarantee period of 1 year for all whirl systems and accessories, providing that the installation is carried out by a certified plumber and electrician. Please Note that parts subject to wear and tear are excluded from these guarantee regulations. Certain variances and tolerances are characteristic of vitreous china products that are fired at high temperatures which are therefore acceptable.

Duravit assumes no obligation other than the replacement of defective parts upon presentation along with proof of purchase to selling distributor. Duravit does not indemnify any related labor charges, removal and reinstallation expense, freight, postage or any incidental or consequential damages resulting from a defective product. This limited warranty is in lieu of our other warranties, implied or expressed.

Some states do not allow the exclusion/limitation of incidental or consequential damages, therefore the above limitation may not apply to you. This limited warranty gives you specific legal rights and you may also have other rights which vary from state to state.

THIS PRICE LIST SUPERSEDES ANY AND ALL PREVIOUS PRICE LISTS.

Duravit USA, Inc.
2205 Northmont Parkway
Suite 200 - Duluth, GA 30096
Phone 770 931 3575
Fax 770 931 8454
info@us.duravit.com
www.duravit.us

Duravit NYC
105 Madison Avenue
New York, NY 10016
Phone 212 686 0033
Fax 212 686 8033
info@us.duravit.com
nyc.duravit.com

PARTS DISTRIBUTORS

US:

JCR Distributors
(showrooms and plumbing supply houses only)
6400 Maple Avenue Suite# 950
Dallas, TX. 75235
Phone: 214-353-0647
Phone: 800-442-6096
Fax: 888-854-3798
www.jcridistributors.com

Decorative Plumbing Gallery
615 North Main Street, Suite 203
Euless, TX 76039
Phone: 214-351-5093
Fax: 214-353-0965
www.happyisclean.com

CANADA:

Plumbers Supply
200 Station Street
Ajax, Ontario L1S 1R9
phone: 905-686-9969
fax: 905-619-1319
www.plumberssupply.ca

