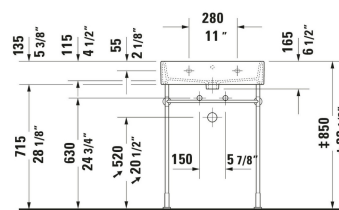
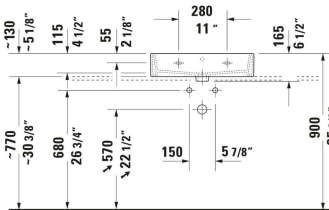
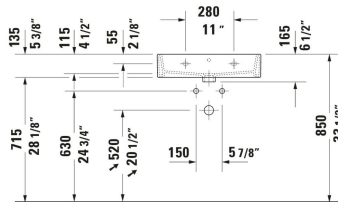
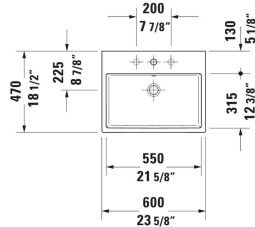


Vero Air Wall Mounted Sink # 2350600000 / 2350600027 /  
2350600028 / 2350600060 / 2350600088

| < 23 5/8 " > |



| Wall Mounted Sink  | Dimension         | Weight    | Order number |
|--|-------------------|-----------|--------------|
| Rectangular, Includes faucet deck: Yes, Underside glazed, Back side glazed: No, 23 5/8 ", ADA: Yes, cUPC listed: Yes   |                   |           |              |
| <b>Colors</b>  |                   |           |              |
| 00 White   |                   |           |              |
| <b>Variant</b>   |                   |           |              |
| ● White High Gloss, Number of basins: 1 Middle, Number of faucet holes: 1 Middle, Overflow: Yes  | 23 5/8 "x6 1/2 "  | 41.226 lb | 2350600000   |
| ● White High Gloss, Number of basins: 1 Middle, Number of faucet holes: 1 Middle, Overflow: Yes, Ground  | 23 5/8 "x6 1/2 "  | 41.226 lb | 2350600027   |
| ⊗ White High Gloss, Number of basins: 1 Middle, Overflow: Yes, Ground  | 23 5/8 "x6 1/2 "  | 41.226 lb | 2350600028   |
| ⊗ White High Gloss, Number of basins: 1 Middle, Overflow: Yes  | 23 5/8 "x6 1/2 "  | 41.226 lb | 2350600060   |
| White High Gloss, Number of faucet holes: 3, Ground  | 23 5/8 "x6 1/2 "  | 41.226 lb | 2350600088   |
| <b>Spare parts</b>   |                   |           |              |
| P-Trap Material: Brass, Outlet: horizontal, Suitable for Wall Mounted Sink   | 2 3/4 x 16 3/4 "  | 3.307 lb  | 005036       |
| <b>Suitable products</b>   |                   |           |              |
| Console Installation Type: Floorstanding, Wall installation, Adjustable height: 2 1/2 ", Hardware included: Yes, Reversible: No, Includes towel rail: Yes, 20 5/8 x 16 3/4 "   | 20 5/8 x 16 3/4 " |           | 003063       |
| Vanity Cabinet Number of drawers: 2, Without handle, Slow close, Pressure inlet, Drawer organizer Optional, Required Items: Wall Mounted Sink Vero Air # 235060, 23 x 18 1/8 " | 23 x 18 1/8 "     |           | LC6275       |

**Vero Air Wall Mounted Sink # 2350600000 / 2350600027 /  
2350600028 / 2350600060 / 2350600088**

| < 23 5/8 " > |

|   |                   |        |
|---|-------------------|--------|
| Vanity Cabinet Number of drawers: 1, Includes vanity top: Yes, Faucet holes possible, Handle, Slow close, Lay-in compartment Optional, 31 1/2 x 21 5/8 "  | 31 1/2 x 21 5/8 " | DE4947 |
| Vanity Cabinet Number of drawers: 1, Includes vanity top: Yes, Faucet holes possible, Handle, Slow close, Lay-in compartment Optional, 39 3/8 x 21 5/8 "  | 39 3/8 x 21 5/8 " | DE4948 |
| Vanity Cabinet Number of drawers: 1, Includes vanity top: Yes, Faucet holes possible, Handle, Slow close, Lay-in compartment Optional, 47 1/4 x 21 5/8 "  | 47 1/4 x 21 5/8 " | DE4949 |
| Vanity Cabinet Number of drawers: 1, Number of drawers: 1, Includes vanity top: Yes, Faucet holes possible, Handle, Siphon cut-out: Yes, Panel: Yes, Slow close, Lay-in compartment Optional, 31 1/2 x 21 5/8 " | 31 1/2 x 21 5/8 " | DE4967 |
| Vanity Cabinet Number of drawers: 1, Number of drawers: 1, Includes vanity top: Yes, Faucet holes possible, Handle, Siphon cut-out: Yes, Panel: Yes, Slow close, Lay-in compartment Optional, 39 3/8 x 21 5/8 " | 39 3/8 x 21 5/8 " | DE4968 |
| Vanity Cabinet Number of drawers: 1, Number of drawers: 1, Includes vanity top: Yes, Faucet holes possible, Handle, Siphon cut-out: Yes, Panel: Yes, Slow close, Lay-in compartment Optional, 47 1/4 x 21 5/8 " | 47 1/4 x 21 5/8 " | DE4969 |

*All drawings contain the necessary measurements which are subject to standard tolerances. They are stated in inch & mm and are non-binding. Exact measurements, in particular for customized installation scenarios, can only be taken from the finished ceramic piece.*