



18,000 BTU/H CEILING CASSETTE HEAT PUMP SYSTEM

SUBMITTAL COVER SHEET

PROJECT NAME _____

LOCATION _____





ARCHITECT _____

ENGINEER _____

CONTRACTOR _____

REFERENCE _____

SUBMITTED BY _____ DATE _____

Indoor Unit (IDU): DRAC18F2A	Panel: DRACPANA2A*	Outdoor Unit (ODU): DRA1U18S2A	Wireless Remote Control
			

PRODUCT FEATURES

- Low ambient heating down to -13°F
- Low ambient cooling down to -13°F
- A2L refrigerant detection system
- Variable speed inverter compressor
- Quiet operation
- Wireless remote control with "Follow Me" technology
- Turbo, ECO, Active Clean, Sleep modes and more
- Humidity control
- Auto restart
- 46°F freeze protection
- Included base pan heater
- Anti-corrosive fin coating
- Compatible with DRSTAT101 wired thermostat
- *Panel sold separately

CAPACITIES		
Cooling Capacity (BTU/hr)	Rated at 95°F (35°C) ¹	16800
	at 109° (43°C)	13400
	at 5° (-15°C)	17500
	Cooling Range	5300~17800
Heating Capacity (BTU/hr)	Rated at 47°F (8°C) ²	18000
	Rated at 17°F (-8°C) ³	13900
	Rated at 5°F ⁴	12800
	at -13° (-25°C)	8300
	Heating Range	7100~21500

SYSTEM DATA	
Refrigerant Type	R-454B
Refrigerant Charge (oz. (kg))	48.0 (1.4)
Design Pressure (PSIG)	550/340
Indoor/ Outdoor Coil Coating	Golden Fin Coating

EFFICIENCY DATA	
SEER2	20.7
EER2	12.5
HSPF2	11.4
COP at 47°F (8°C) ²	3.36
COP at 17°F (-8°C) ³	2.67
COP at 5°F (-15°C) ⁴	2.20



Specifications are subject to change without notice.

© 2025 Ferguson Enterprises LLC

www.durastar.com



18,000 BTU/H CEILING CASSETTE HEAT PUMP SYSTEM

SPECIFICATIONS

LINE SET REQUIREMENTS	
Connection Type	Flare
Liquid (in. (mm))	Ø1/4 (Ø6.35)
Gas (in. (mm))	Ø1/2 (Ø12.70)
Pre-Charge Length (ft. (m))	25 (7.5)
Minimum Length (ft. (m))	10 (3.0)
Maximum Length (ft. (m))	82 (25.0)
Maximum Height Differential (ft. (m))	49 (15.0)
Additional Refrigerant (oz./ft (g/m))	0.16 (15)

OUTDOOR UNIT		
Unit Dimensions (in. (mm))	Width	35-1/16 (890)
	Depth	13-7/16 (342)
	Height	26-1/2 (673)
Carton Dimensions (in. (mm))	Width	39-3/16 (995)
	Depth	15-11/16 (398)
	Height	24-1/4 (740)
Net Weight (lbs. (kg))	92.6 (42.0)	
Gross Weight (lbs. (kg))	100.3 (45.5)	
Cooling Operating Temp. (°F (°C))	-13 - 122 (-25 - 50)	
Heating Operating Temp. (°F (°C))	-13 - 75 (-25 - 24)	
Voltage/Phase/Frequency	208-230V, 1 Ph, 60 Hz	
Voltage Range (V)	187-253	
Recommended Breaker (Amps)	20	
Minimum Circuit Ampacity (Amps)	18.0	
Communication Wire Size	14*4 AWG Stranded	
Rated Current - Cooling (Amps) ¹	6.1	
Rated Current - Heating (Amps) ²	7.2	
Sound Pressure (dB(A))	58	

¹ Value at AHR1 Rated Capacity at 95°F (35°C) (AFull)

² Value at AHR1 Rated Capacity at 47°F (8°C) (H1Full)

³ Value at AHR1 Rated Capacity at 17°F (-8°C) (H32)

⁴ Value at AHR1 Rated Capacity at 5°F (-15°C) (H42)

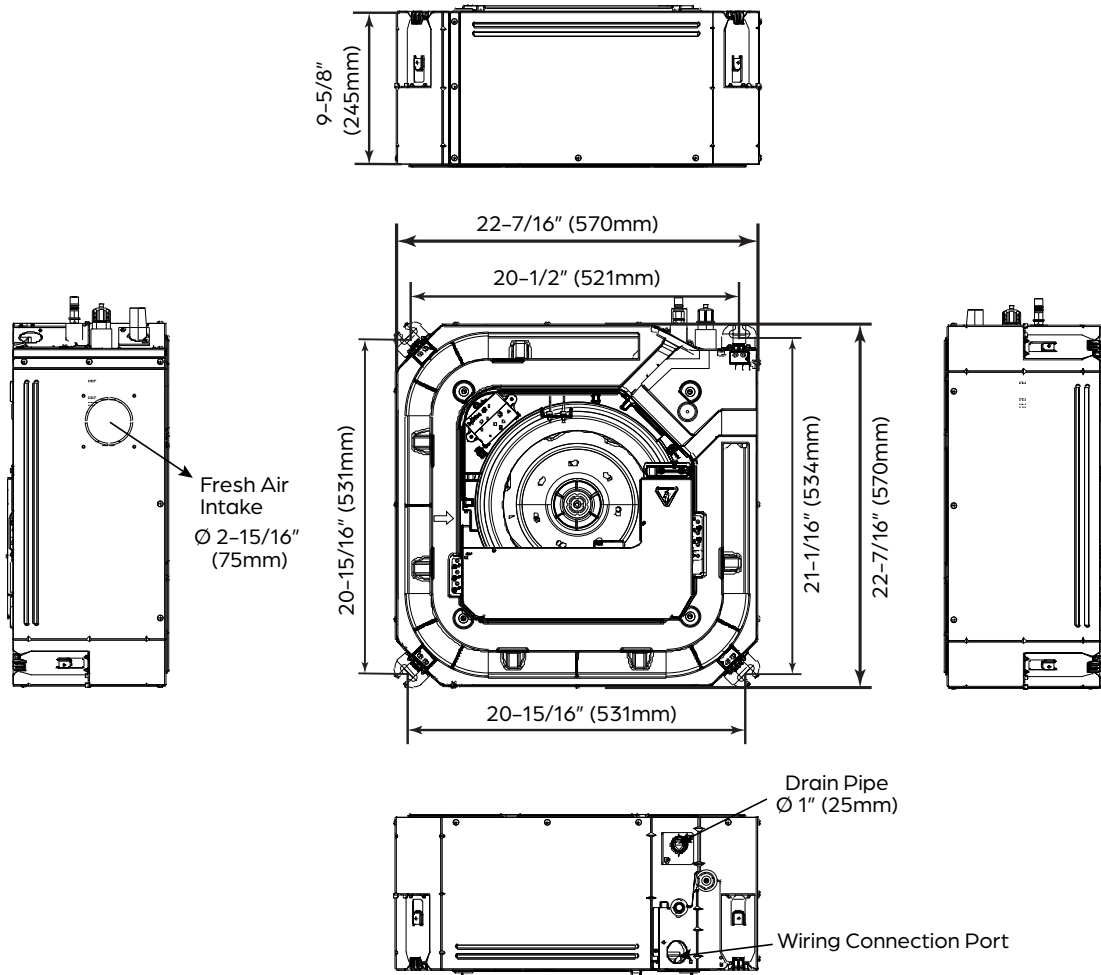
INDOOR UNIT		
Unit Dimensions (in. (mm))	Width	22-7/16 (570)
	Depth	22-7/16 (570)
	Height	9-5/8 (245)
Carton Dimensions (in. (mm))	Width	28-3/16 (715)
	Depth	25-1/4 (640)
	Height	11-5/8 (295)
Net Weight (lbs. (kg))	35.3 (16.0)	
Gross Weight (lbs. (kg))	41.9 (19.0)	
Indoor Unit Air Flow (CFM (m³/h))	Silent	147 (250)
	Low	194 (330)
	Medium	318 (540)
	High	389 (660)
	Turbo	447 (760)
Moisture Removal (Pints/day (L/h))	106.5 (2.1)	
Field Supplied Drain Pipe O.D. (in. (mm))	Ø1 (Ø25)	
Drain Pump Lift (in. (mm))	29-1/2 (750)	
Recommended Breaker (Amps)	15	
Minimum Circuit Ampacity (Amps)	3.0	
Sound Pressure (dB(A))	Silent	25
	Low	29
	Medium	41
	High	44
	Turbo	48

COMPRESSOR	
Type	DC Rotary Inverter
Oil Type	Ester Oil VG74
Oil Charge (oz. (ml))	14.9 (440)

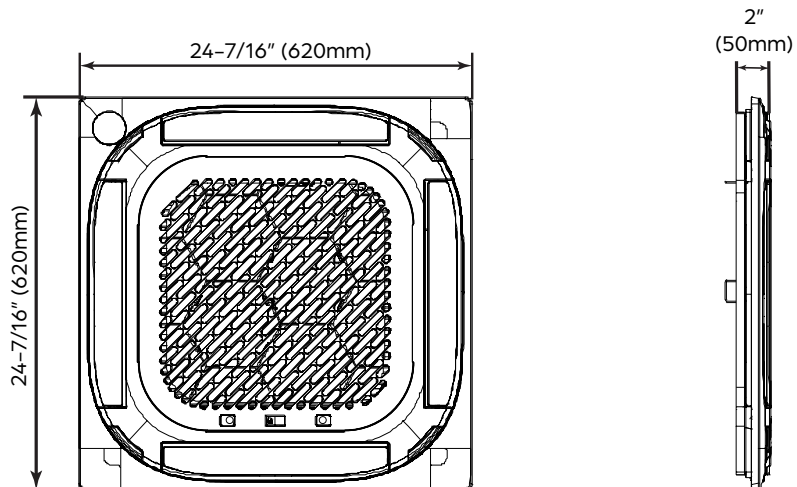


18,000 BTU/H CEILING CASSETTE HEAT PUMP SYSTEM

IDU DIMENSIONS - DRAC18F2A



DRACPANA2A:

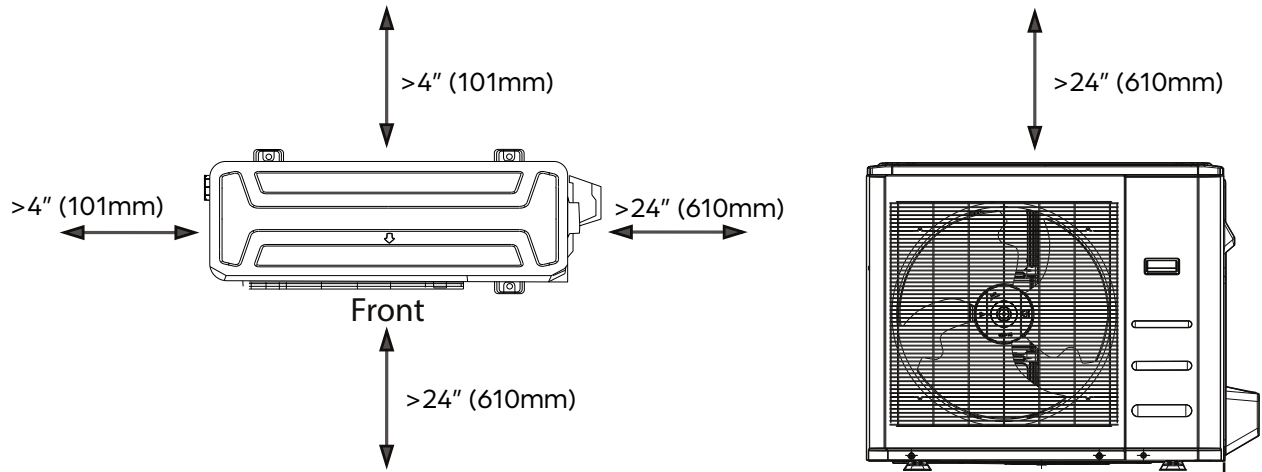




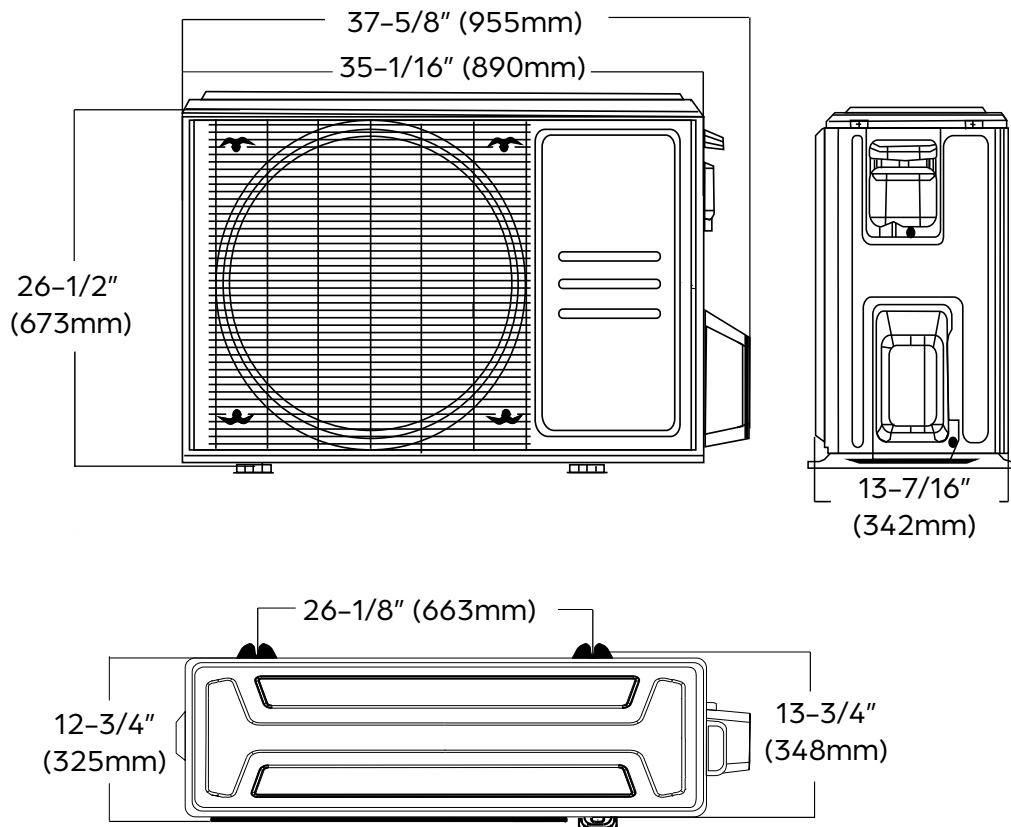
18,000 BTU/H CEILING CASSETTE HEAT PUMP SYSTEM

ODU DIMENSIONS – DRA1U18S2A

Clearances



Dimensions



NOTE

Illustrations in this document are for explanatory purposes. The actual shape of your mini-split equipment may vary slightly.