



24,000 BTU/H AIR HANDLER HEAT PUMP SYSTEM

SUBMITTAL COVER SHEET

PROJECT NAME _____

LOCATION _____




ARCHITECT _____

ENGINEER _____

CONTRACTOR _____

REFERENCE _____

SUBMITTED BY _____ DATE _____

Indoor Unit (IDU): DRAM24F2A	Outdoor Unit (ODU): DRA1U24S2A	WIRED REMOTE DRSTAT101
		

PRODUCT FEATURES

- High-efficiency constant volume variable speed motor
- Multi-position installation: horizontal (right or left), vertical (up or down)
- All aluminum coil
- Anti-corrosive coil fin coating
- Low ambient heating and cooling down to -13 °F
- Included base pan heater
- A2L refrigerant detection system
- DRSTAT101 programmable thermostat included
- Automatic airflow configuration technology
- Multiple operation modes (Cool, Heat, Aux, Dry, Fan, Auto)
- Built-in humidifier, IAQ and condensate switch ports
- 24V thermostat compatible
- Optional electric heat (not included)
- Double insulated linesets required
- Indoor unit powered via outdoor unit

EFFICIENCY DATA	
SEER2	19.7
EER2	11.7
HSPF2	9.0
COP at 47°F (8°C) ²	3.60
COP at 17°F (-8°C) ³	2.40
COP at 5°F (-15°C) ⁴	2.20

SYSTEM DATA	
Refrigerant Type	R-454B
Refrigerant Charge (oz. (kg))	70.6 (2.0)
Design Pressure (PSIG)	550/340
Indoor/ Outdoor Coil Coating	Golden Fin Coating

CAPACITIES		
Cooling Capacity (BTU/hr)	Rated at 95°F (35°C) ¹	24000
	at 109° (43°C)	23200
	at 5° (-15°C)	27600
	Cooling Range	6700~29600
Heating Capacity (BTU/hr)	Rated at 47°F (8°C) ²	25000
	Rated at 17°F (-8°C) ³	17600
	Rated at 5°F ⁴	18000
	at -13° (-25°C)	12600
	Heating Range	5800~33800





24,000 BTU/H AIR HANDLER HEAT PUMP SYSTEM

SPECIFICATIONS

LINE SET REQUIREMENTS	
Connection Type	Flare
Liquid (in. (mm))	Ø3/8 (Ø9.52)
Gas (in. (mm))	Ø5/8" (Ø16)
Pre-Charge Length (ft. (m))	25 (7.5)
Minimum Length (ft. (m))	10 (3.0)
Maximum Length (ft. (m))	164 (50.0)
Maximum Height Differential (ft. (m))	82 (25.0)
Additional Refrigerant (oz./ft (g/m))	0.32 (30)

OUTDOOR UNIT		
Unit Dimensions (in. (mm))	Width	37-1/4 (946)
	Depth	16-1/8 (410)
	Height	31-7/8 (810)
Carton Dimensions (in. (mm))	Width	42-15/16 (1090)
	Depth	19-11/16 (500)
	Height	34-7/8 (885)
Net Weight (lbs. (kg))	122.1 (55.4)	
Gross Weight (lbs. (kg))	132.3 (60.0)	
Cooling Operating Temp. (°F (°C))	-13 - 122 (-25 - 50)	
Heating Operating Temp. (°F (°C))	-13 - 75 (-25 - 24)	
Voltage/Phase/Frequency	208-230V, 1 Ph, 60 Hz	
Voltage Range	187-253V	
Recommended Breaker (Amps)	25	
Minimum Circuit Ampacity (Amps)	24.0	
Communication Wire Size	14*4 AWG Stranded	
Rated Current - Cooling (Amps) ¹	9.3	
Rated Current - Heating (Amps) ²	9.2	
Sound Pressure (dB(A))	61	

¹ Value at AHR1 Rated Capacity at 95°F (35°C) (AFull)

² Value at AHR1 Rated Capacity at 47°F (8°C) (H1Full)

³ Value at AHR1 Rated Capacity at 17°F (-8°C) (H32)

⁴ Value at AHR1 Rated Capacity at 5°F (-15°C) (H42)

INDOOR UNIT		
Unit Dimensions (in. (mm))	Width	21 (534)
	Depth	17-1/2 (445)
	Height	45 (1143)
Carton Dimensions (in. (mm))	Width	26-9/16 (675)
	Depth	20-7/8 (530)
	Height	48-5/8 (1235)
Net Weight (lbs. (kg))	122.1 (55.4)	
Gross Weight (lbs. (kg))	132.3 (60.0)	
Indoor Unit Air Flow (CFM (m³/h))	Low	630 (1070)
	Medium	695 (1180)
	High	759 (1290)
	Turbo	824 (1400)
Moisture Removal (Pints/day (L/h))	131.8 (2.6)	
Drain Port O.D. (in. (mm))	Ø3/4 (Ø19)	
Recommended Breaker (Amps)	15	
Minimum Circuit Ampacity (Amps)	4.0	
Sound Pressure (dB(A))	Low	29
	Medium	42
	High	44
	Turbo	N/A
Static Pressure Range ⁴ (in. wg.)	0 - 0.8	
Filter Dimensions (WDH) (in.)	16 x 20 x 1	

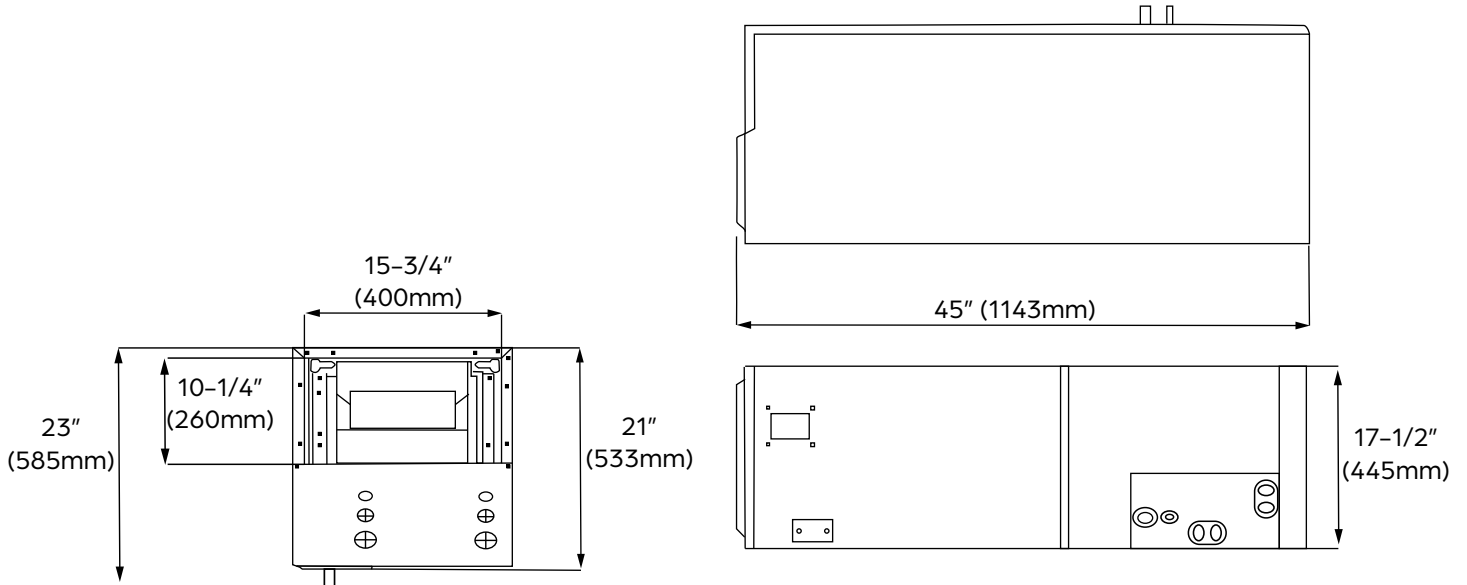
COMPRESSOR	
Type	DC Rotary Inverter
Oil Type	Ester Oil VG74
Oil Charge (oz. (ml))	21 (620)



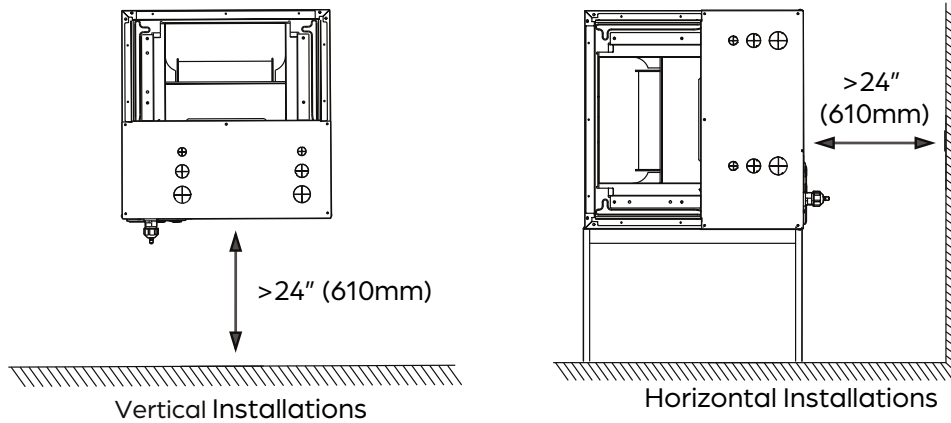
24,000 BTU/H AIR HANDLER HEAT PUMP SYSTEM

IDU DIMENSIONS – DRAM24F2A

Dimensions



Clearances



Auxiliary Electric Heaters (Optional)

Heater Model Number (kW)	Circuit 1 208/230V		
	Heater Amps (1)	MCA (1)	MOCP (1)
DRHTR03BRKB (3kW)	10.8/ 12.0	14.0/ 16.0	15.0/ 20.0
DRHTR05BRKB (5kW)	18.0/ 20.0	23.0/ 27.0	25.0/ 30.0
DRHTR08BRKB (8kW)	28.8/ 32.0	37.0/ 42.0	40.0/ 45.0
DRHTR10BRKB (10kW)	36.0/ 40.0	46.0/ 53.0	50.0/ 60.0

Specifications are subject to change without notice.

© 2024 Ferguson Enterprises LLC

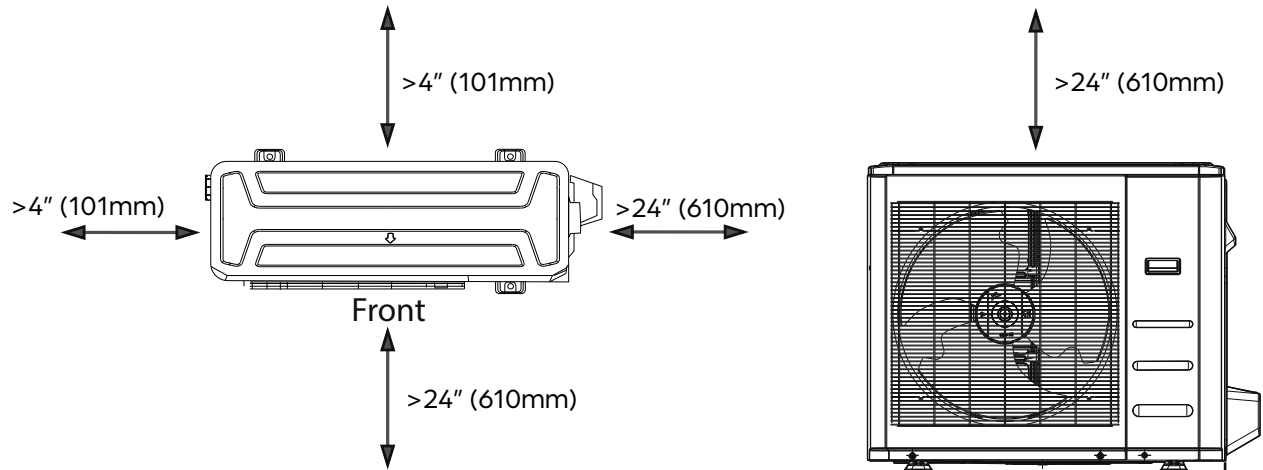
www.durastar.com



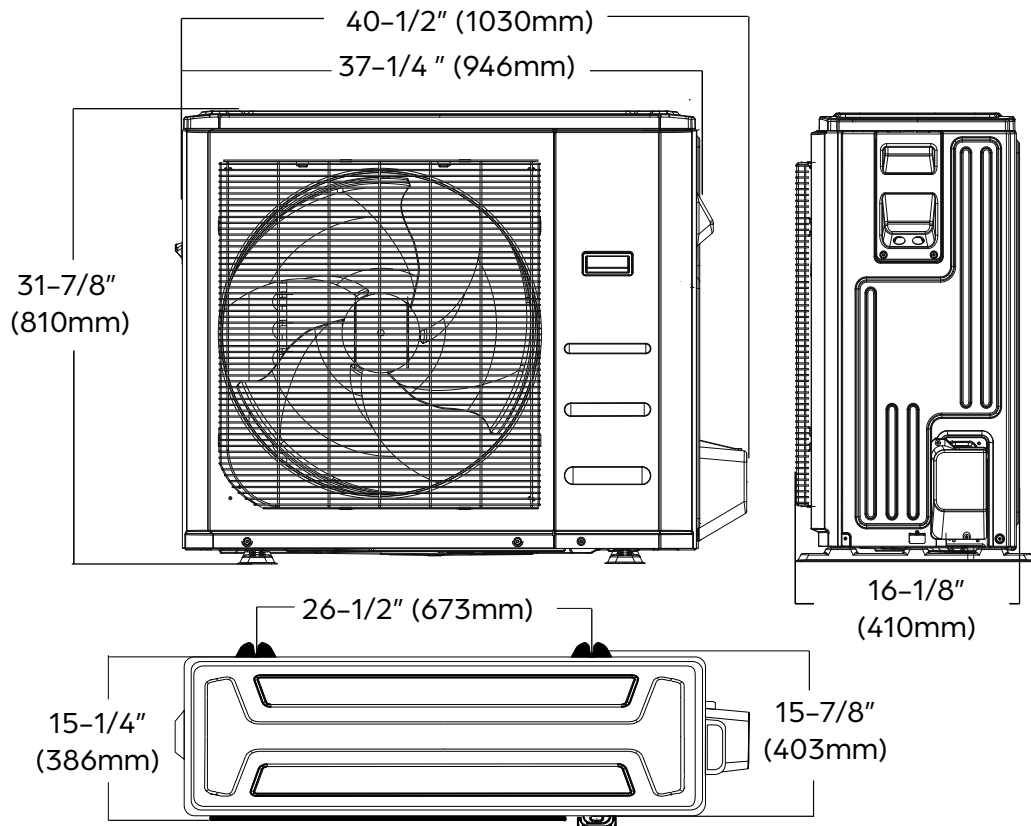
24,000 BTU/H AIR HANDLER HEAT PUMP SYSTEM

ODU DIMENSIONS - DRA1U24S2A

Clearances



Dimensions



NOTE

Illustrations in this document are for explanatory purposes. The actual shape of your mini-split equipment may vary slightly.