



SIRIUS HEAT™

55,000 BTU/H SIRIUS HEAT MULTI-ZONE HEAT PUMP

SUBMITTAL COVER SHEET

PROJECT NAME _____

LOCATION _____


ARCHITECT _____

ENGINEER _____

CONTRACTOR _____

REFERENCE _____

SUBMITTED BY _____ DATE _____



PRODUCT FEATURES

- High heating capacity at 0°F
- Variable speed inverter compressor
- Low ambient heating down to -22°F
- Low ambient cooling down to 5°F
- Quiet operation
- Included base pan heater
- Auto restart
- Anti-corrosive coil coating
- Port adaptors included

SYSTEM DATA	
Refrigerant Type	R-410A
Refrigerant Charge (oz.)	162.26
Design Pressure (PSIG)	550/340
Outdoor Coil Coating	Golden Fin Coating

CAPACITIES		DUCTLESS	MIXED	DUCTED
Cooling (BTU/hr)	Rated ¹	55000	55000	55000
	at 5°F ³	43410	40660	37910
	Minimum	11600	15500	19400
	Maximum	56900	57000	57100
Heating (BTU/hr)	Rated ²	55000	55000	55000
	at 5°F ⁴	45500	45750	46000
	Minimum	33000	48500	15500
	Maximum	63000	62300	61600
Nominal ODU Capacity ⁵		55000		

EFFICIENCY DATA	DUCTLESS	MIXED	DUCTED
SEER2	20.00	19.40	18.80
EER2	10.50	10.50	10.50
HSPF2	9.50	9.40	9.30
SEER	19.00	19.00	19.00
EER	10.50	10.50	10.50
HSPF	10.80	10.90	11.00
COP at 47°F	3.20	3.20	3.20
COP at 5°F	1.80	1.85	1.90



Specifications are subject to change without notice.
 © 2023 Ferguson Enterprises LLC
 www.durastar.com



55,000 BTU/H SIRIUS HEAT MULTI-ZONE HEAT PUMP

SPECIFICATIONS - DRA5H55M1A

SIRIUS HEAT™

LINE SET REQUIREMENTS	
Connection Type	Flare
Liquid	5 x Ø1/4" (Ø6.35mm)
Gas	3 x Ø3/8" (Ø9.52mm) 2 x Ø1/2" (Ø12.7mm)
Refrigeration Adaptors Included	3 x 3/8" -- 1/2" 2 x 1/2" -- 3/8" 2 x 1/4" -- 3/8" 2 x 1/2" -- 5/8"
Minimum Indoor Units Connected	2
Pre-Charge Length	123'
Maximum Length (combined IDUs)	263'
Maximum Length (per IDU)	115'
Minimum Length (per IDU)	10'
Max. Height Differential between IDU and ODU	49'
Max. Height Differential between IDUs	33'
Additional Refrigerant for Ø1/4" Liquid Pipe (oz./ft)	0.161
Additional Refrigerant for Ø3/8" Liquid Pipe (oz./ft)	0.322

OUTDOOR UNIT DATA		
Unit Dimensions	Width	37-1/2"
	Depth	16-5/16"
	Height	52-1/2"
Carton Dimensions	Width	43-1/8"
	Depth	19-1/2"
	Height	58-1/4"
Net Weight	233 lbs.	
Gross Weight	266 lbs.	
Cooling Operating Temperature	5°F - 122°F	
Heating Operating Temperature	-22°F - 75°F	
Airflow (CFM)	4500	
Sound Pressure (dB(A))	61	
Fan Speed (r/min)	Low	750
	Medium	800
	Medium	850
	High	900
Fan Motor Current Type	DC	

ELECTRICAL DATA	DUCTLESS		DUCTED	
	Voltage/Phase/Frequency	208-230V, 1 Phase, 60 Hz		
Voltage Range	187-253V			
Recommended Breaker (Amps)	60			
Minimum Circuit Ampacity (Amps)	40			
Communication Wire Size	14*4 AWG Stranded			
Rated Current - Cooling (Amps) ¹	23.5		23.5	
Rated Current - Heating (Amps) ²	22.5		22.5	

COMPRESSOR	
Type	DC Inverter Twin Cylinder Rotary
Oil Type	VG74
Oil Charge (oz.)	49 (1460mL)

¹ AHRI Rated at 95°F (A Full).

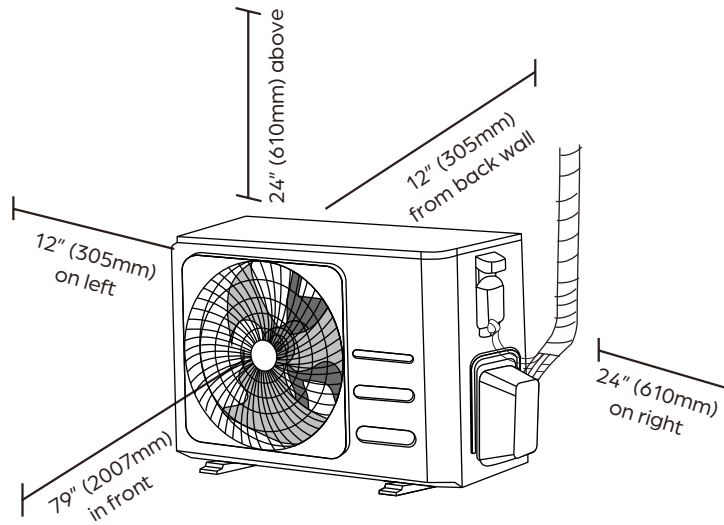
² AHRI Rated at 47°F (H1 Full).

³ Sensible Capacity: Indoor 80°F DB, 67°F WB // Outdoor 5°F DB, 4°F WB

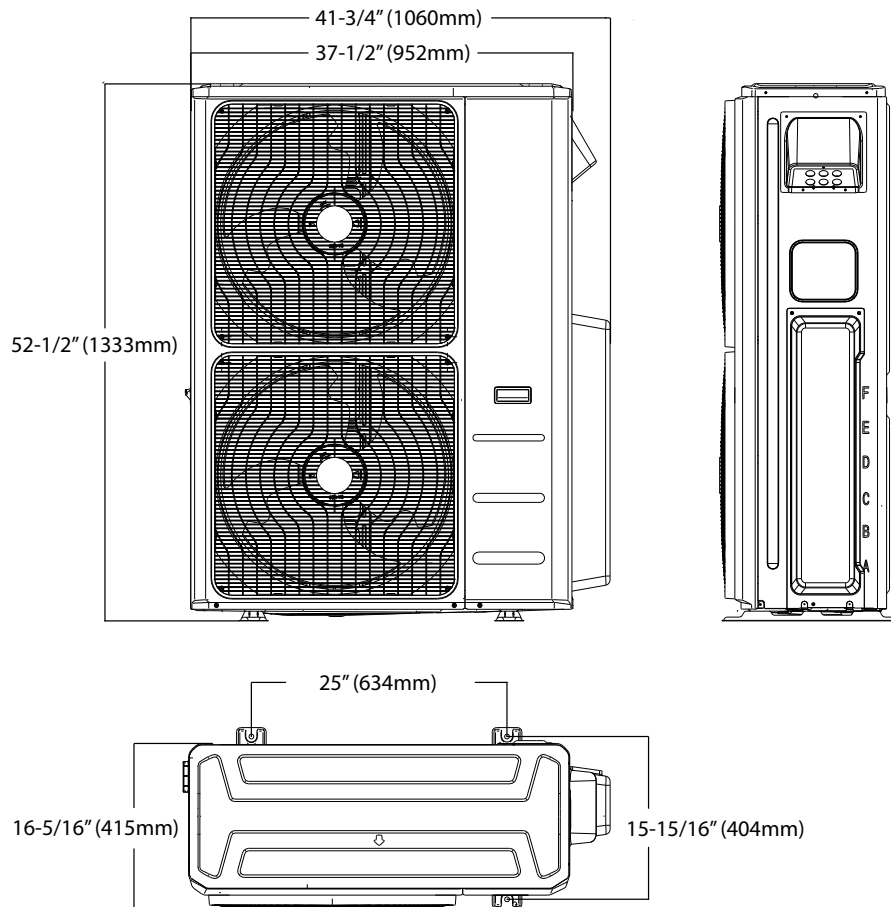
⁴ AHRI Rated Capacity at 5°F (H42)

⁵ If the total indoor unit load exceeds the nominal capacity of the outdoor unit, the practical output capacity of each indoor unit will be correspondingly reduced. This situation is very evident during heating mode.

Clearances



Dimensions



NOTE

- Illustrations in this document are for explanatory purposes. The actual shape of your mini-split equipment may vary slightly.



9,000 BTU/H CEILING CASSETTE

SUBMITTAL COVER SHEET

PROJECT NAME _____

LOCATION _____

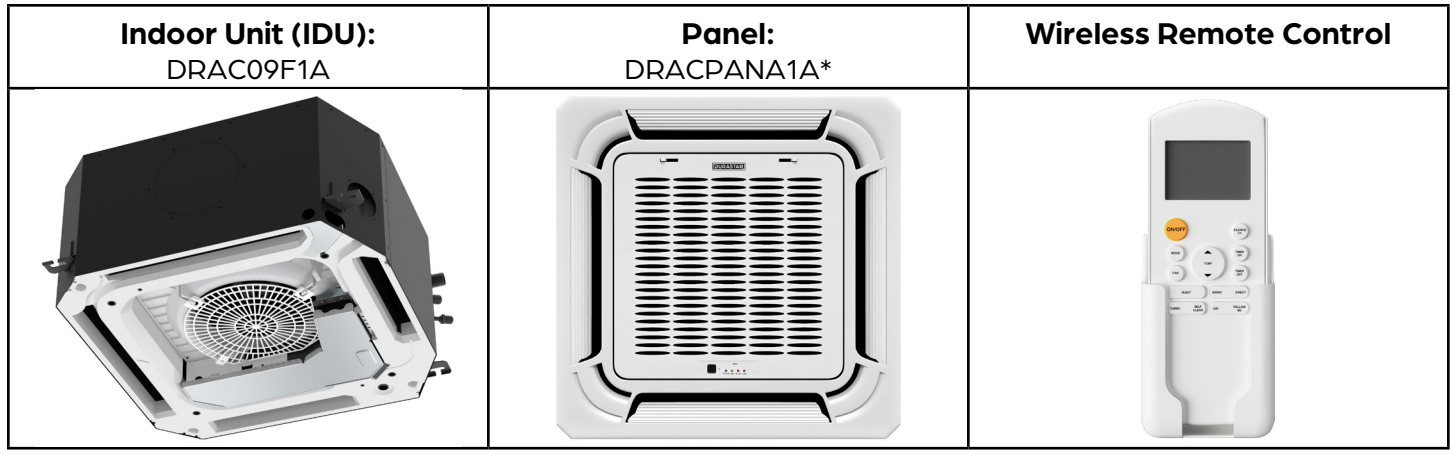
ARCHITECT _____

ENGINEER _____

CONTRACTOR _____

REFERENCE _____

SUBMITTED BY _____ DATE _____



CAPACITIES		
Cooling Capacity (BTU/hr)	Rated	9000
Heating Capacity (BTU/hr)	Rated	10000

ELECTRICAL DATA	
Voltage/Phase/Frequency	208-230V, 1 Phase, 60 Hz

LINE SET REQUIREMENTS	
Connection Type	Flare
Liquid	Ø1/4" (Ø6.35mm)
Gas	Ø3/8" (Ø9.52mm)
Drain Port O.D. / Drain Hose I.D.	Ø1" (Ø25mm)

INDOOR UNIT FAN DATA		
Air Flow (CFM)	Low	257
	Medium	301
	High	374
Type	DC	
RLA	0.465	
Sound Pressure (dB(A))	Low	33
	Medium	37
	High	41

INDOOR UNIT DIMENSIONS		
Unit Dimensions	Width	22 7/16"
	Depth	22 7/16"
	Height	10 1/4"
Carton Dimensions	Width	26 1/16"
	Depth	26 1/16"
	Height	12 1/2"
Net Weight	32.0 lbs.	
Gross Weight	38.1 lbs.	

- PRODUCT FEATURES**
- Wireless Remote Control with "Follow Me" Technology
 - Auto Restart
 - Auto Changeover
 - 24-hour Timer
 - Self Clean Function

*Panel sold separately

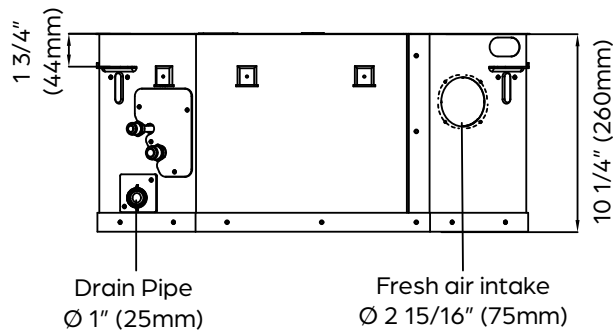
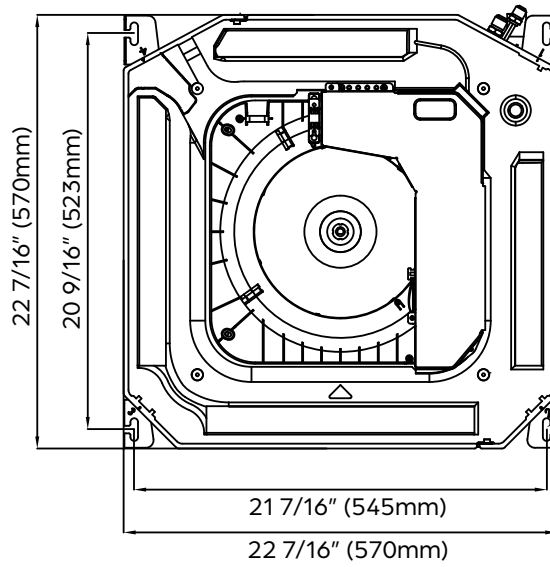


Specifications are subject to change without notice.
 © 2021 Ferguson Enterprises LLC
 www.durastar.com

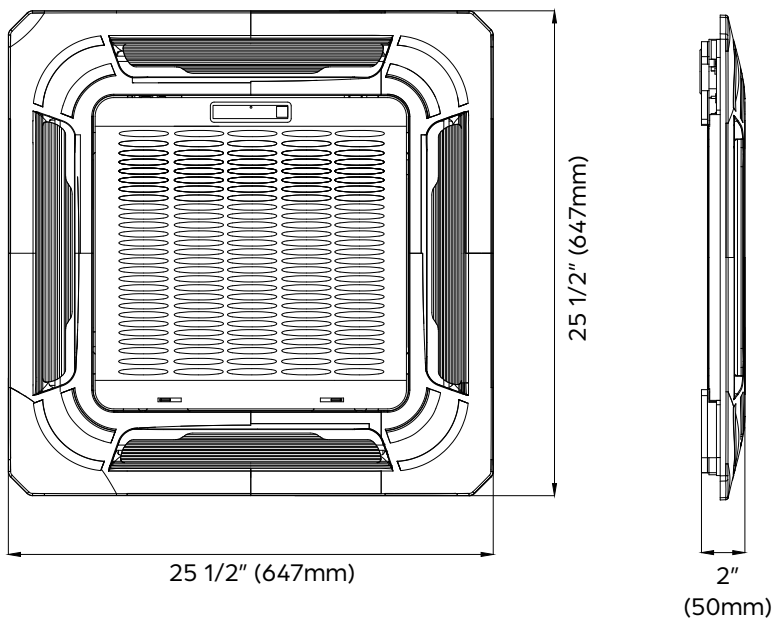


9,000 BTU/H CEILING CASSETTE

DIMENSIONS - DRAC09F1A



DRACPANA1A:





12,000 BTU/H CEILING CASSETTE

SUBMITTAL COVER SHEET

PROJECT NAME _____

LOCATION _____


ARCHITECT _____

ENGINEER _____

CONTRACTOR _____

REFERENCE _____

SUBMITTED BY _____ DATE _____



CAPACITIES		
Cooling Capacity (BTU/hr)	Rated	12000
Heating Capacity (BTU/hr)	Rated	12000

ELECTRICAL DATA	
Voltage/Phase/Frequency	208-230V, 1 Phase, 60 Hz

LINE SET REQUIREMENTS	
Connection Type	Flare
Liquid	Ø1/4" (Ø6.35mm)
Gas	Ø1/2" (Ø12.7mm)
Drain Port O.D. / Drain Hose I.D.	Ø1" (Ø25mm)

INDOOR UNIT FAN DATA		
Air Flow (CFM)	Low	261
	Medium	309
	High	379
Type	DC	
RLA	0.465	
Sound Pressure (dB(A))	Low	36
	Medium	39
	High	43

INDOOR UNIT DIMENSIONS		
Unit Dimensions	Width	22 7/16"
	Depth	22 7/16"
	Height	10 1/4"
Carton Dimensions	Width	26 1/16"
	Depth	26 1/16"
	Height	12 1/2"
Net Weight	35.3 lbs.	
Gross Weight	45.5 lbs.	

PRODUCT FEATURES

- Wireless Remote Control with "Follow Me" Technology
- Auto Restart
- Auto Changeover
- 24-hour Timer
- Self Clean Function

*Panel sold separately

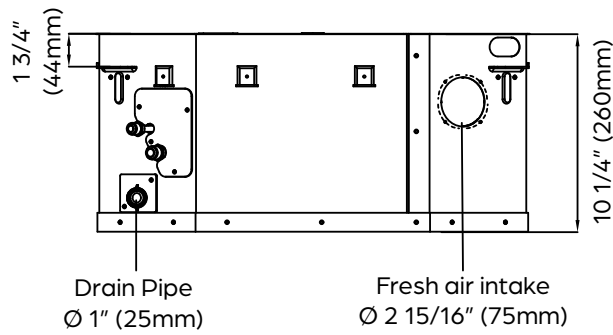
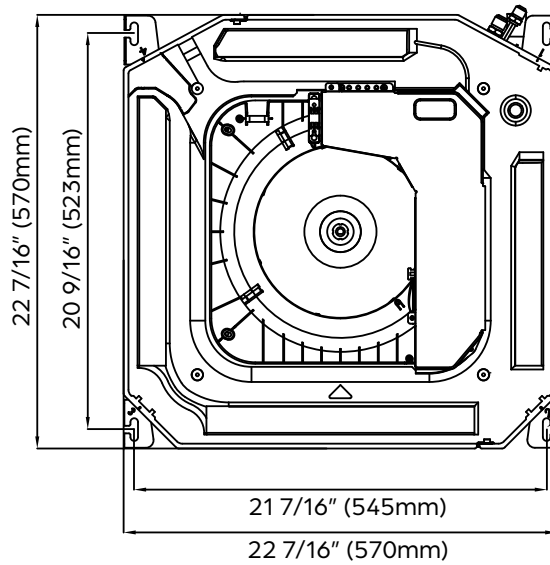
Specifications are subject to change without notice.
 © 2021 Ferguson Enterprises LLC
 www.durastar.com



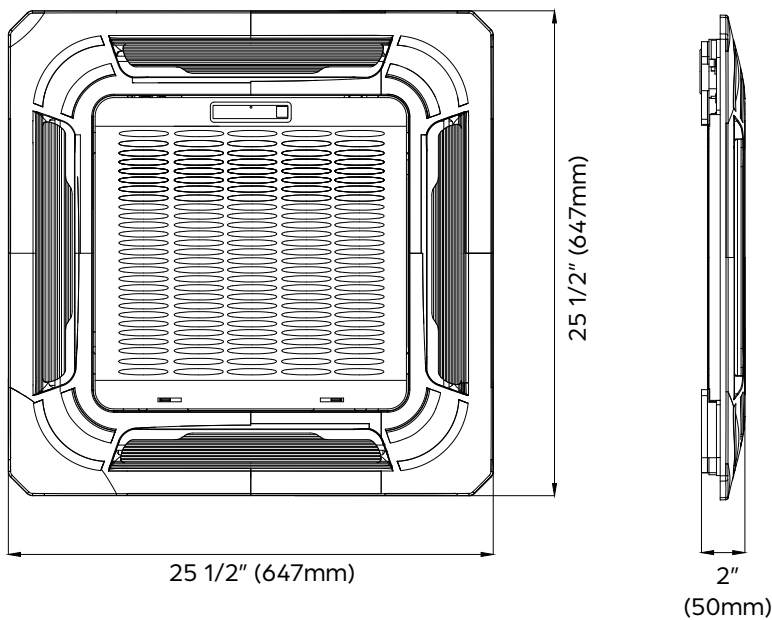


12,000 BTU/H CEILING CASSETTE

DIMENSIONS - DRAC12F1A



DRACPANA1A:





18,000 BTU/H CEILING CASSETTE

SUBMITTAL COVER SHEET

PROJECT NAME _____

LOCATION _____

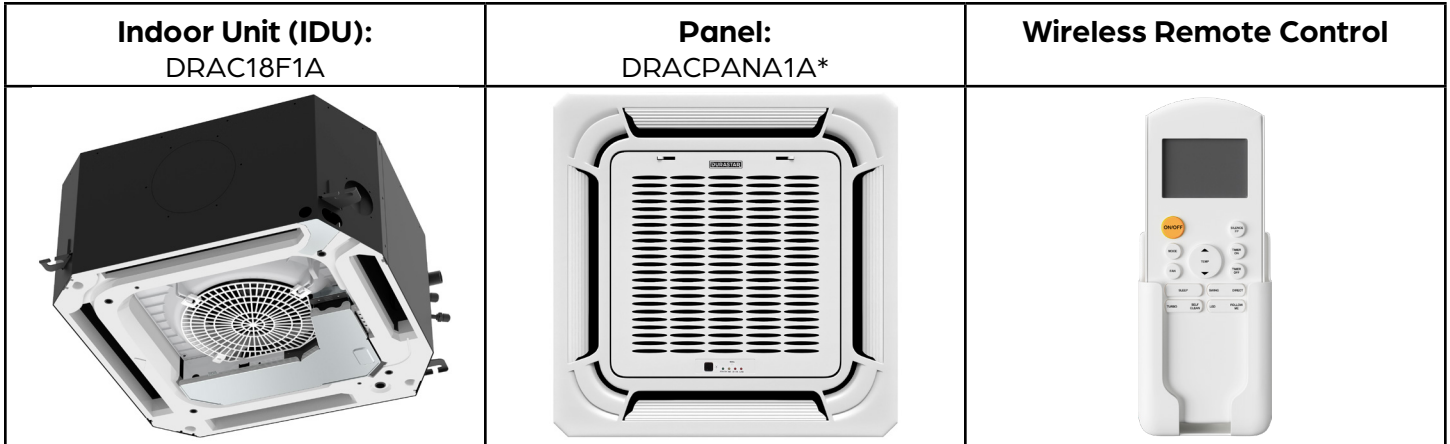
ARCHITECT _____

ENGINEER _____

CONTRACTOR _____

REFERENCE _____

SUBMITTED BY _____ DATE _____



CAPACITIES		
Cooling Capacity (BTU/hr)	Rated	18000
Heating Capacity (BTU/hr)	Rated	18000

ELECTRICAL DATA	
Voltage/Phase/Frequency	208-230V, 1 Phase, 60 Hz

LINE SET REQUIREMENTS	
Connection Type	Flare
Liquid	Ø1/4" (Ø6.35mm)
Gas	Ø1/2" (Ø12.7mm)
Drain Port O.D. / Drain Hose I.D.	Ø1" (Ø25mm)

INDOOR UNIT FAN DATA		
Air Flow (CFM)	Low	415
	Medium	483
	High	560
Type	DC	
RLA	0.465	
Sound Pressure (dB(A))	Low	36
	Medium	39
	High	44

INDOOR UNIT DIMENSIONS		
Unit Dimensions	Width	22 7/16"
	Depth	22 7/16"
	Height	10 1/4"
Carton Dimensions	Width	26 1/16"
	Depth	26 1/16"
	Height	12 1/2"
Net Weight	35.7 lbs.	
Gross Weight	47.0 lbs.	

PRODUCT FEATURES

- Wireless Remote Control with "Follow Me" Technology
- Auto Restart
- Auto Changeover
- 24-hour Timer
- Self Clean Function

*Panel sold separately

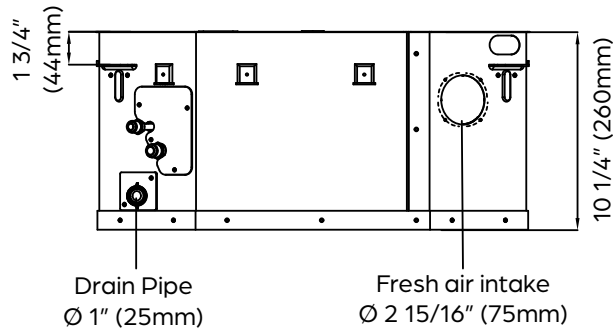
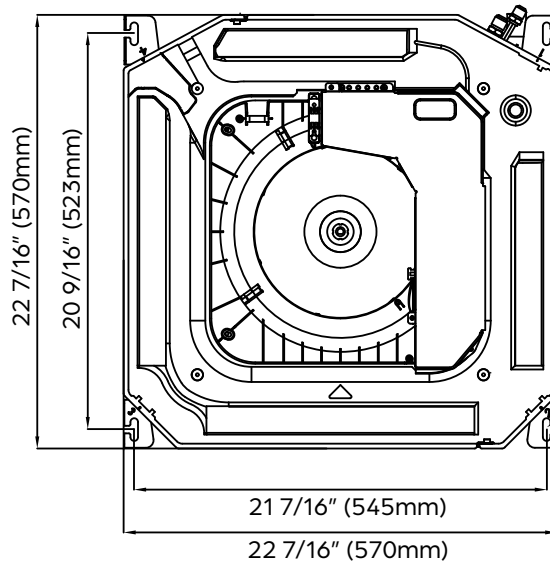
Specifications are subject to change without notice.
 © 2021 Ferguson Enterprises LLC
 www.durastar.com





18,000 BTU/H CEILING CASSETTE

DIMENSIONS - DRAC18F1A



DRACPANA1A:

