



# 24,000 BTU/H CEILING CASSETTE

SUBMITTAL COVER SHEET

PROJECT NAME \_\_\_\_\_

LOCATION \_\_\_\_\_


ARCHITECT \_\_\_\_\_

ENGINEER \_\_\_\_\_

CONTRACTOR \_\_\_\_\_

REFERENCE \_\_\_\_\_

SUBMITTED BY \_\_\_\_\_ DATE \_\_\_\_\_



## PRODUCT FEATURES

- Wireless Remote Control with "Follow Me" Technology
- Single or Multizone compatible
- High efficiency SEER rating, up to 20.7

SPECIFICATIONS		
Cooling Capacity (BTU/hr)	24000	
Heating Capacity (BTU/hr)	24000	
Voltage/Phase/Frequency	208-230V, 1 Phase, 60 Hz	
Voltage Range	187-253V	
Indoor Unit Air Flow (CFM)	Low	547
	Medium	635
	High	706
Drain Port O.D. / Drain Hose I.D.	Ø1" (Ø25mm)	
Drain Pump Lift	29 1/2"	
Sound Pressure (dB(A))	Low	43
	Medium	46
	High	49

LINE SET REQUIREMENTS	
Connection Type	Flare
Liquid	Ø3/8" (Ø9.52mm)
Gas	Ø5/8" (Ø15.87mm)

DIMENSIONS AND WEIGHT		
Unit Dimensions	Width	32 11/16"
	Depth	32 11/16"
	Height	8 1/16"
Carton Dimensions	Width	35 13/16"
	Depth	35 13/16"
	Height	9 13/16"
Net Weight	47 lbs.	
Gross Weight	55 lbs.	

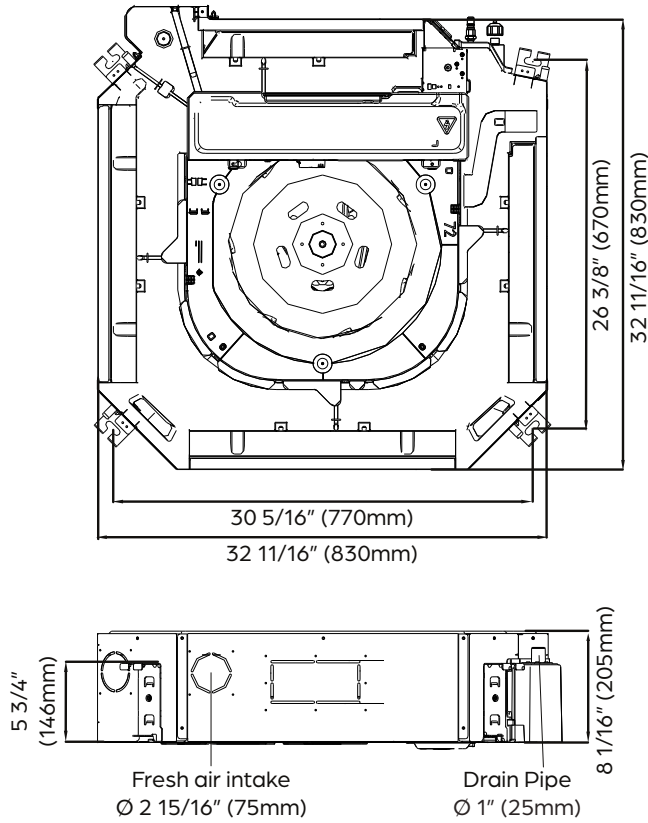


Specifications are subject to change without notice.  
 © 2022 Ferguson Enterprises LLC  
 www.durastar.com

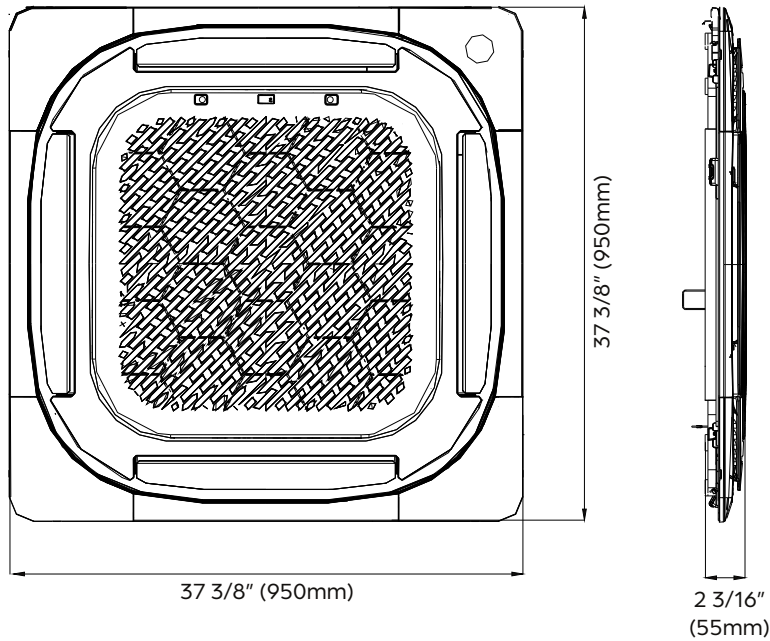


# 24,000 BTU/H CEILING CASSETTE

IDU DIMENSIONS - DRAC24F1B



## DRACPANB1B:





**SIRIUS HEAT™**

# 48,000 BTU/H SIRIUS HEAT MULTI-ZONE HEAT PUMP

SUBMITTAL COVER SHEET

PROJECT NAME \_\_\_\_\_

LOCATION \_\_\_\_\_


ARCHITECT \_\_\_\_\_

ENGINEER \_\_\_\_\_

CONTRACTOR \_\_\_\_\_

REFERENCE \_\_\_\_\_

SUBMITTED BY \_\_\_\_\_ DATE \_\_\_\_\_



### PRODUCT FEATURES

- High heating capacity at 0°F
- Variable speed inverter compressor
- Low ambient heating down to -22°F
- Low ambient cooling down to 5°F
- Quiet operation
- Included base pan heater
- Auto restart
- Anti-corrosive coil coating
- Port adaptors included

SYSTEM DATA	
Refrigerant Type	R-410A
Refrigerant Charge (oz.)	162
Design Pressure (PSIG)	550/340
Outdoor Coil Coating	Golden Fin Coating

CAPACITIES		DUCTLESS	MIXED	DUCTED
Cooling (BTU/hr)	Rated <sup>1</sup>	48000	48000	48000
	at 5°F <sup>3</sup>	34920	34025	33130
	Minimum	12700	15600	18500
	Maximum	48400	49700	51000
Heating (BTU/hr)	Rated <sup>2</sup>	49000	49500	50000
	at 5°F <sup>4</sup>	45000	43750	42500
	Minimum	24500	18250	12000
	Maximum	61900	60450	59000
Nominal ODU Capacity <sup>5</sup>		48000		

EFFICIENCY DATA	DUCTLESS	MIXED	DUCTED
SEER2	21.20	21.05	20.90
EER2	11.00	11.35	11.70
HSPF2	10.00	9.45	8.90
SEER	21.00	20.60	20.20
EER	11.00	11.20	11.40
HSPF	11.50	11.00	10.50
COP at 47°F	3.40	3.63	3.86
COP at 5°F	2.00	2.00	2.00



Specifications are subject to change without notice.  
 © 2023 Ferguson Enterprises LLC  
 www.durastar.com



# 48,000 BTU/H SIRIUS HEAT MULTI-ZONE HEAT PUMP

SPECIFICATIONS - DRA5H48M1A

## SIRIUS HEAT™

LINE SET REQUIREMENTS	
Connection Type	Flare
Liquid	5 x Ø1/4" (Ø6.35mm)
Gas	3 x Ø3/8" (Ø9.52mm) 2 x Ø1/2" (Ø12.7mm)
Refrigeration Adaptors Included	3 x 3/8" -- 1/2" 2 x 1/2" -- 3/8" 2 x 1/4" -- 3/8" 2 x 1/2" -- 5/8"
Minimum Indoor Units Connected	2
Pre-Charge Length	123'
Maximum Length (combined IDUs)	262'
Maximum Length (per IDU)	115'
Minimum Length (per IDU)	10'
Max. Height Differential between IDU and ODU	49'
Max. Height Differential between IDUs	33'
Additional Refrigerant for Ø1/4" Liquid Pipe (oz./ft)	0.161
Additional Refrigerant for Ø3/8" Liquid Pipe (oz./ft)	0.322

ELECTRICAL DATA	DUCTLESS	DUCTED
Voltage/Phase/Frequency	208-230V, 1 Phase, 60 Hz	
Voltage Range	187-253V	
Recommended Breaker (Amps)	60	
Minimum Circuit Ampacity (Amps)	40	
Communication Wire Size	14*4 AWG Stranded	
Rated Current - Cooling (Amps) <sup>1</sup>	20.0	18.2
Rated Current - Heating (Amps) <sup>2</sup>	19.1	17.2

<sup>1</sup> AHRI Rated at 95°F (AFull).

<sup>2</sup> AHRI Rated at 47°F (H1Full).

<sup>3</sup> Sensible Capacity: Indoor 80°F DB, 67°F WB // Outdoor 5°F DB, 4°F WB

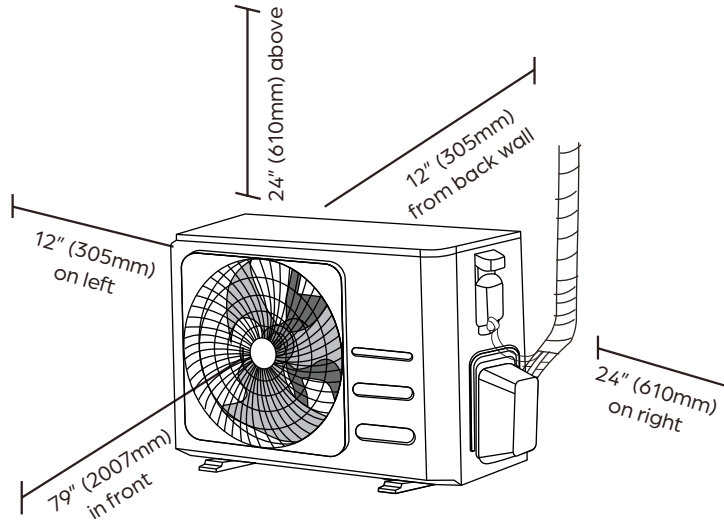
<sup>4</sup> AHRI Rated Capacity at 5°F (H42)

<sup>5</sup> If the total indoor unit load exceeds the nominal capacity of the outdoor unit, the practical output capacity of each indoor unit will be correspondingly reduced. This situation is very evident during heating mode.

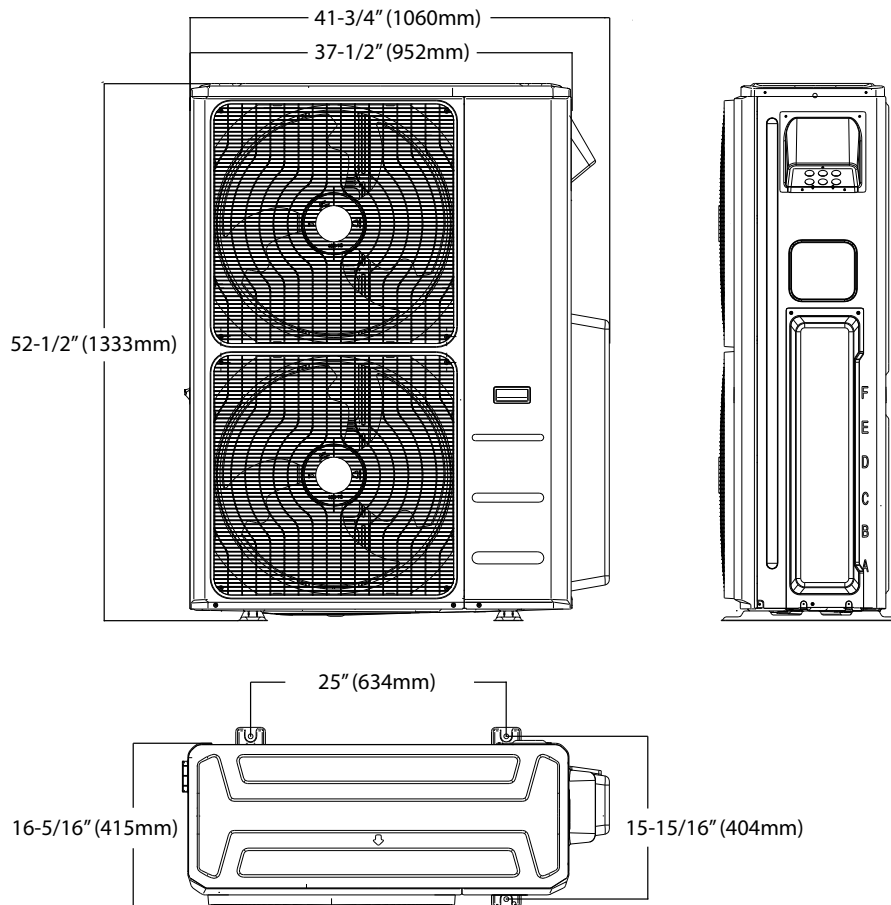
OUTDOOR UNIT DATA		
Unit Dimensions	Width	37-1/2"
	Depth	16-5/16"
	Height	52-1/2"
Carton Dimensions	Width	43-1/8"
	Depth	19-1/2"
	Height	58-1/4"
Net Weight	238 lbs.	
Gross Weight	270 lbs.	
Cooling Operating Temperature	5°F - 122°F	
Heating Operating Temperature	-22°F - 75°F	
Airflow (CFM)	4500	
Sound Pressure (dB(A))	65	
Fan Speed (r/min)	Low	750
	Medium	800
	Medium	850
	High	900
Fan Motor Current Type	DC	

COMPRESSOR	
Type	DC Inverter Twin Cylinder Rotary
Oil Type	VG74
Oil Charge (oz.)	49 (1460mL)

**Clearances**



**Dimensions**



**NOTE**

- Illustrations in this document are for explanatory purposes. The actual shape of your mini-split equipment may vary slightly.



# 24,000 BTU/H CEILING CASSETTE

SUBMITTAL COVER SHEET

PROJECT NAME \_\_\_\_\_

LOCATION \_\_\_\_\_

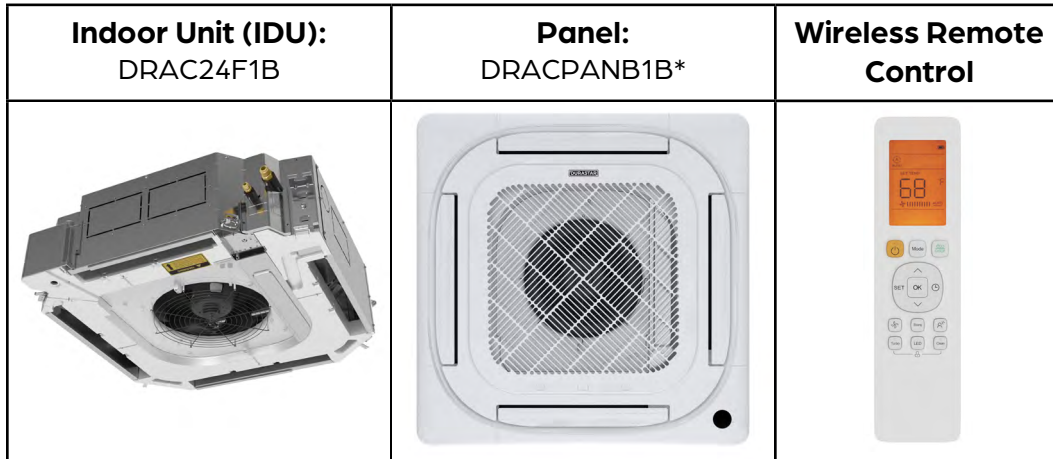
ARCHITECT \_\_\_\_\_

ENGINEER \_\_\_\_\_

CONTRACTOR \_\_\_\_\_

REFERENCE \_\_\_\_\_

SUBMITTED BY \_\_\_\_\_ DATE \_\_\_\_\_



## PRODUCT FEATURES

- Wireless Remote Control with "Follow Me" Technology
- Single or Multizone compatible
- High efficiency SEER rating, up to 20.7
- \*Panel sold separately

SPECIFICATIONS		
Cooling Capacity (BTU/hr)	24000	
Heating Capacity (BTU/hr)	24000	
Voltage/Phase/Frequency	208-230V, 1 Phase, 60 Hz	
Voltage Range	187-253V	
Indoor Unit Air Flow (CFM)	Low	547
	Medium	635
	High	706
Drain Port O.D. / Drain Hose I.D.	Ø1" (Ø25mm)	
Drain Pump Lift	29 1/2"	
Sound Pressure (dB(A))	Low	43
	Medium	46
	High	49

LINE SET REQUIREMENTS	
Connection Type	Flare
Liquid	Ø3/8" (Ø9.52mm)
Gas	Ø5/8" (Ø15.87mm)

DIMENSIONS AND WEIGHT		
Unit Dimensions	Width	32 11/16"
	Depth	32 11/16"
	Height	8 1/16"
Carton Dimensions	Width	35 13/16"
	Depth	35 13/16"
	Height	9 13/16"
Net Weight	47 lbs.	
Gross Weight	55 lbs.	

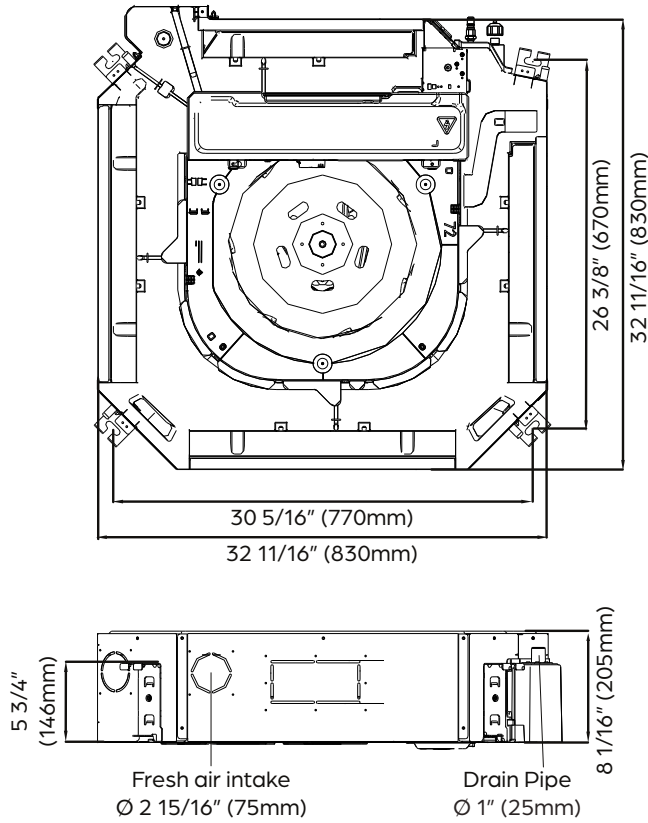


Specifications are subject to change without notice.  
 © 2022 Ferguson Enterprises LLC  
 www.durastar.com

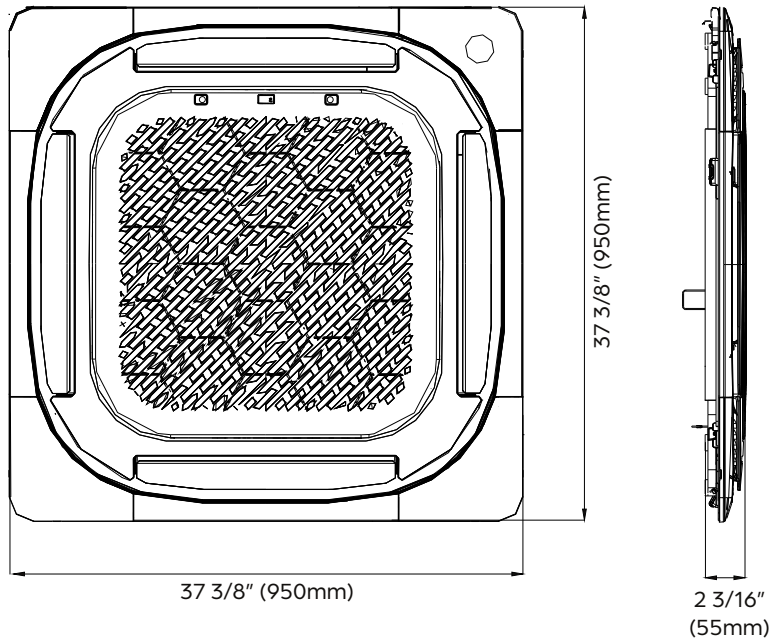


# 24,000 BTU/H CEILING CASSETTE

IDU DIMENSIONS - DRAC24F1B



## DRACPANB1B:





# 9,000 BTU/H CEILING CASSETTE

SUBMITTAL COVER SHEET

PROJECT NAME \_\_\_\_\_

LOCATION \_\_\_\_\_

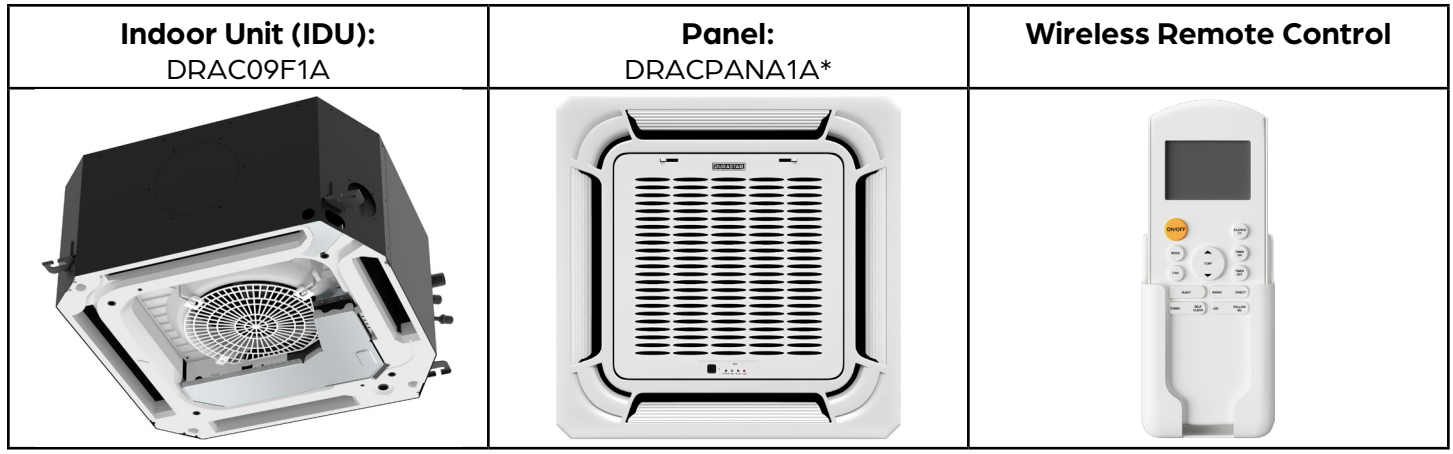
ARCHITECT \_\_\_\_\_

ENGINEER \_\_\_\_\_

CONTRACTOR \_\_\_\_\_

REFERENCE \_\_\_\_\_

SUBMITTED BY \_\_\_\_\_ DATE \_\_\_\_\_



CAPACITIES		
Cooling Capacity (BTU/hr)	Rated	9000
Heating Capacity (BTU/hr)	Rated	10000

ELECTRICAL DATA	
Voltage/Phase/Frequency	208-230V, 1 Phase, 60 Hz

LINE SET REQUIREMENTS	
Connection Type	Flare
Liquid	Ø1/4" (Ø6.35mm)
Gas	Ø3/8" (Ø9.52mm)
Drain Port O.D. / Drain Hose I.D.	Ø1" (Ø25mm)

INDOOR UNIT FAN DATA		
Air Flow (CFM)	Low	257
	Medium	301
	High	374
Type	DC	
RLA	0.465	
Sound Pressure (dB(A))	Low	33
	Medium	37
	High	41

INDOOR UNIT DIMENSIONS		
Unit Dimensions	Width	22 7/16"
	Depth	22 7/16"
	Height	10 1/4"
Carton Dimensions	Width	26 1/16"
	Depth	26 1/16"
	Height	12 1/2"
Net Weight	32.0 lbs.	
Gross Weight	38.1 lbs.	

- PRODUCT FEATURES**
- Wireless Remote Control with "Follow Me" Technology
  - Auto Restart
  - Auto Changeover
  - 24-hour Timer
  - Self Clean Function

\*Panel sold separately



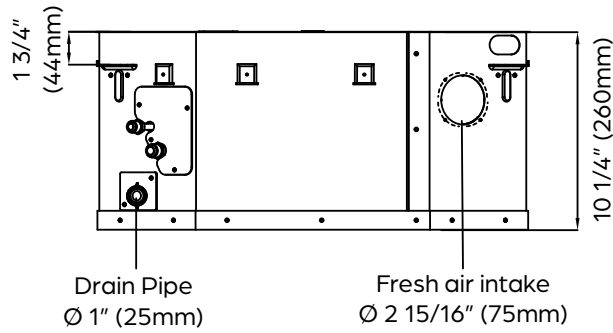
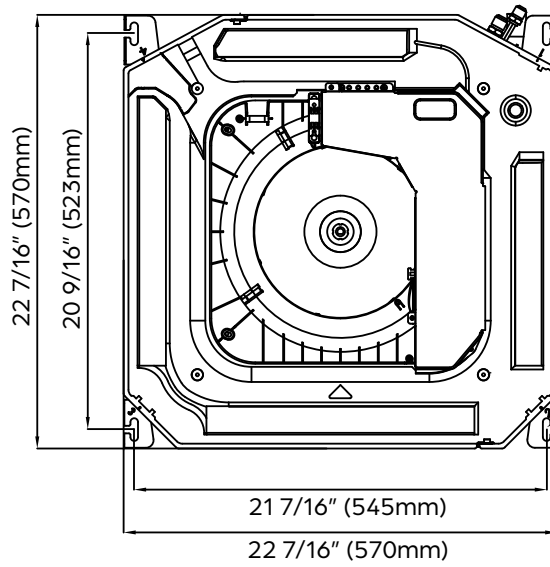
Specifications are subject to change without notice.  
 © 2021 Ferguson Enterprises LLC  
 www.durastar.com



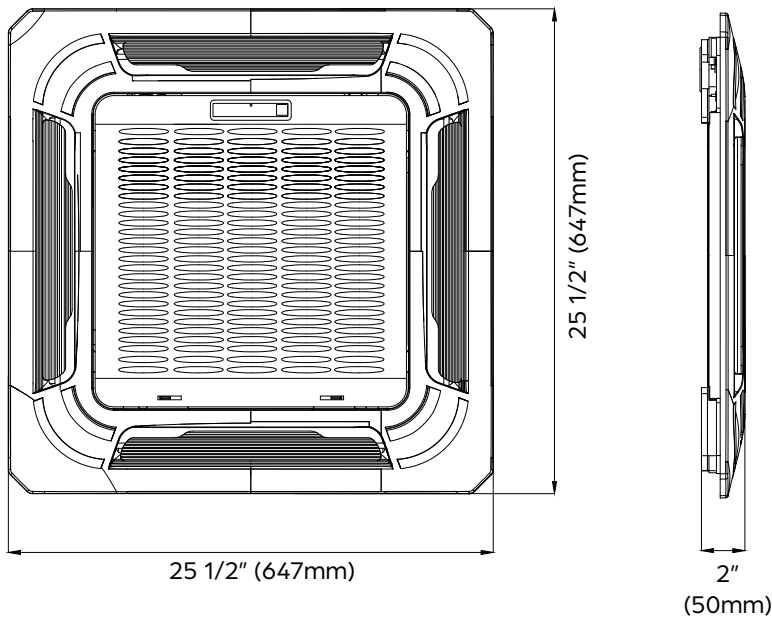


# 9,000 BTU/H CEILING CASSETTE

DIMENSIONS - DRAC09F1A



## DRACPANA1A:





# 18,000 BTU/H CEILING CASSETTE

SUBMITTAL COVER SHEET

PROJECT NAME \_\_\_\_\_

LOCATION \_\_\_\_\_

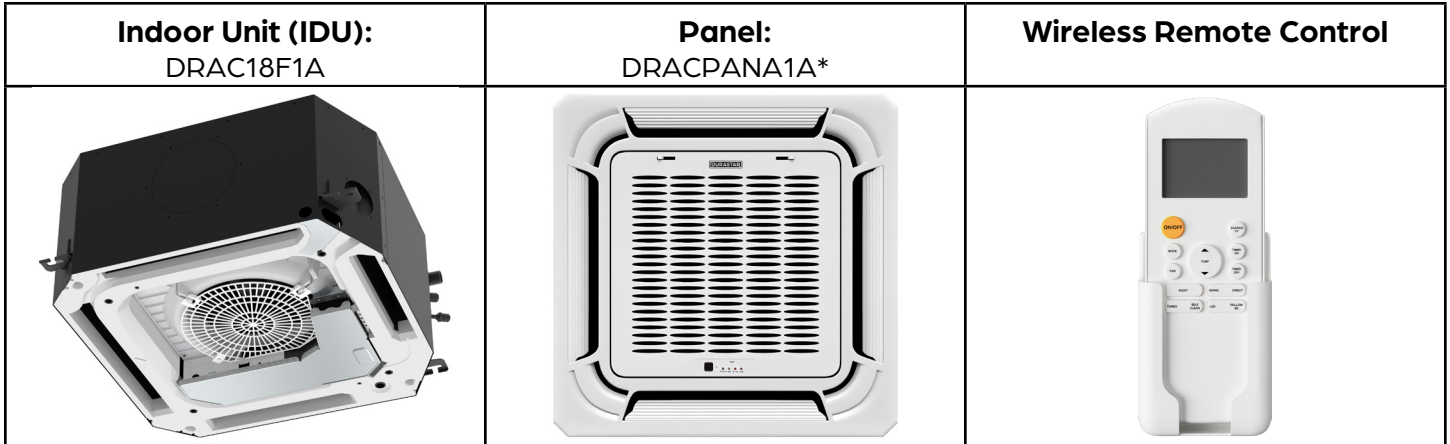
ARCHITECT \_\_\_\_\_

ENGINEER \_\_\_\_\_

CONTRACTOR \_\_\_\_\_

REFERENCE \_\_\_\_\_

SUBMITTED BY \_\_\_\_\_ DATE \_\_\_\_\_



CAPACITIES		
Cooling Capacity (BTU/hr)	Rated	18000
Heating Capacity (BTU/hr)	Rated	18000

ELECTRICAL DATA	
Voltage/Phase/Frequency	208-230V, 1 Phase, 60 Hz

LINE SET REQUIREMENTS	
Connection Type	Flare
Liquid	Ø1/4" (Ø6.35mm)
Gas	Ø1/2" (Ø12.7mm)
Drain Port O.D. / Drain Hose I.D.	Ø1" (Ø25mm)

INDOOR UNIT FAN DATA		
Air Flow (CFM)	Low	415
	Medium	483
	High	560
Type	DC	
RLA	0.465	
Sound Pressure (dB(A))	Low	36
	Medium	39
	High	44

INDOOR UNIT DIMENSIONS		
Unit Dimensions	Width	22 7/16"
	Depth	22 7/16"
	Height	10 1/4"
Carton Dimensions	Width	26 1/16"
	Depth	26 1/16"
	Height	12 1/2"
Net Weight	35.7 lbs.	
Gross Weight	47.0 lbs.	

### PRODUCT FEATURES

- Wireless Remote Control with "Follow Me" Technology
- Auto Restart
- Auto Changeover
- 24-hour Timer
- Self Clean Function

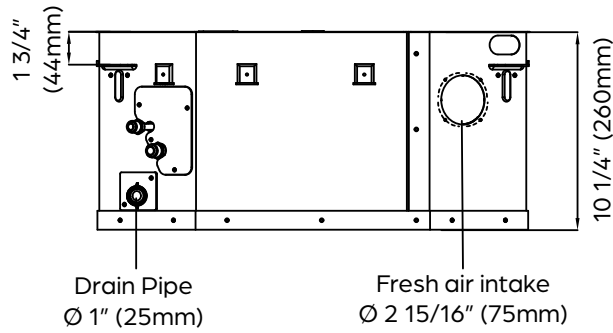
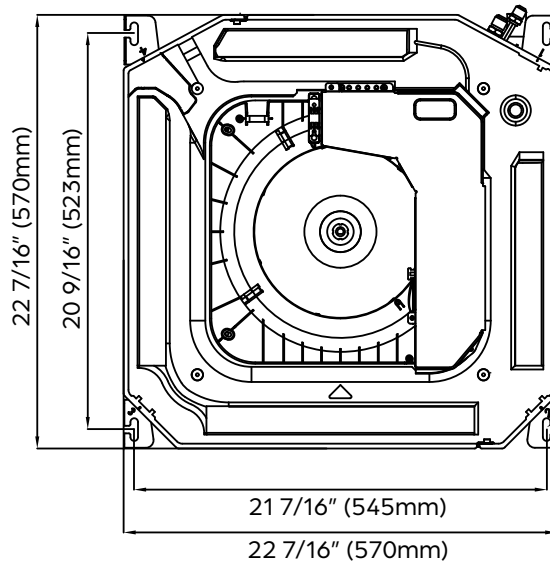
\*Panel sold separately





# 18,000 BTU/H CEILING CASSETTE

DIMENSIONS - DRAC18F1A



## DRACPANA1A:

