



24,000 BTU/H CEILING CASSETTE

SUBMITTAL COVER SHEET

PROJECT NAME _____

LOCATION _____


ARCHITECT _____

ENGINEER _____

CONTRACTOR _____

REFERENCE _____

SUBMITTED BY _____ DATE _____



PRODUCT FEATURES

- Wireless Remote Control with "Follow Me" Technology
- Single or Multizone compatible
- High efficiency SEER rating, up to 20.7

SPECIFICATIONS		
Cooling Capacity (BTU/hr)	24000	
Heating Capacity (BTU/hr)	24000	
Voltage/Phase/Frequency	208-230V, 1 Phase, 60 Hz	
Voltage Range	187-253V	
Indoor Unit Air Flow (CFM)	Low	547
	Medium	635
	High	706
Drain Port O.D. / Drain Hose I.D.	Ø1" (Ø25mm)	
Drain Pump Lift	29 1/2"	
Sound Pressure (dB(A))	Low	43
	Medium	46
	High	49

LINE SET REQUIREMENTS	
Connection Type	Flare
Liquid	Ø3/8" (Ø9.52mm)
Gas	Ø5/8" (Ø15.87mm)

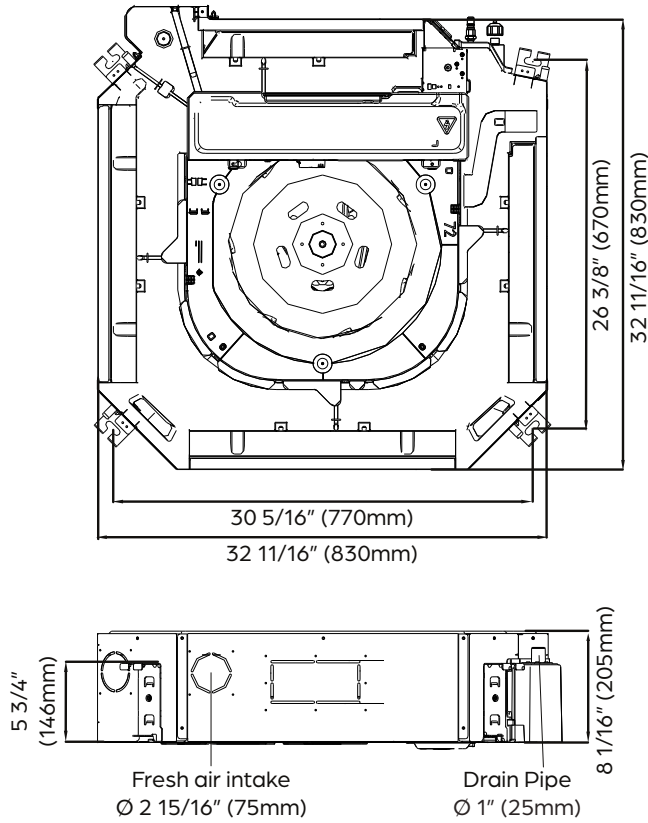
DIMENSIONS AND WEIGHT		
Unit Dimensions	Width	32 11/16"
	Depth	32 11/16"
	Height	8 1/16"
Carton Dimensions	Width	35 13/16"
	Depth	35 13/16"
	Height	9 13/16"
Net Weight	47 lbs.	
Gross Weight	55 lbs.	



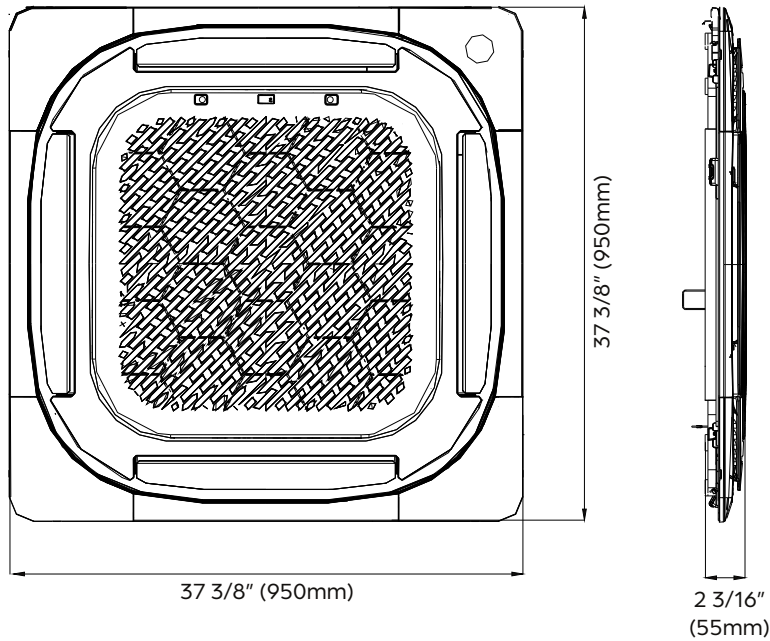


24,000 BTU/H CEILING CASSETTE

IDU DIMENSIONS - DRAC24F1B



DRACPANB1B:





48,000 BTU/H MULTI-ZONE HEAT PUMP SYSTEM

SUBMITTAL COVER SHEET

PROJECT NAME _____

LOCATION _____


ARCHITECT _____

ENGINEER _____

CONTRACTOR _____

REFERENCE _____

SUBMITTED BY _____ DATE _____



PRODUCT FEATURES

- Variable speed inverter compressor
- Quiet operation
- Low ambient heating down to -13 °F
- Low ambient cooling down to 5 °F
- Included base pan heater
- Auto restart
- Anti-corrosive coil coating
- Port adaptors included

SYSTEM DATA	
Refrigerant Type	R-410A
Refrigerant Charge (oz.)	162
Design Pressure (PSIG)	550/340
Outdoor Coil Coating	Golden Fin Coating

CAPACITIES		DUCTLESS	MIXED	DUCTED
Cooling (BTU/hr)	Rated ¹	48000	48500	49000
	at 5 °F ³	36410	35280	34150
	Minimum	11600	15500	19400
	Maximum	49700	50350	51000
Heating (BTU/hr)	Rated ²	48000	49000	50000
	at 5 °F ⁴	27040	28180	29320
	Minimum	33000	24250	15500
	Maximum	52900	54450	56000
Nominal IDU Capacity ⁵ (Min/Max)		24000/60000		

EFFICIENCY DATA	DUCTLESS	MIXED	DUCTED
SEER ²	21.10	20.80	20.50
EER ²	11.00	10.90	10.80
HSPF ²	9.50	9.60	9.70
SEER	21.00	20.75	20.50
EER	11.00	10.55	10.10
HSPF	10.50	11.00	11.50
COP at 47 °F	3.22	3.39	3.57
COP at 5 °F	1.63	1.67	1.70

Specifications are subject to change without notice.
© 2022 Ferguson Enterprises LLC
www.durastar.com





48,000 BTU/H MULTI-ZONE HEAT PUMP SYSTEM

SPECIFICATIONS - DRA5U48M1B

LINE SET REQUIREMENTS	
Connection Type	Flare
Liquid	5 x Ø1/4" (Ø6.35mm)
Gas	3 x Ø3/8" (Ø9.52mm) 2 x Ø1/2" (Ø12.7mm)
Refrigeration Adaptors Included	3 x 3/8"--1/2" 2 x 1/2"--3/8" 2 x 1/4"--3/8" 2 x 1/2"--5/8"
Minimum Indoor Units Connected	2
Pre-Charge Length	37.5'
Maximum Length (combined IDUs)	262'
Maximum Length (per IDU)	115'
Minimum Length (per IDU)	10'
Max. Height Differential between IDU and ODU	33'
Additional Refrigerant for Ø1/4" Liquid Pipe (oz./ft)	0.161
Additional Refrigerant for Ø3/8" Liquid Pipe (oz./ft)	0.322

ELECTRICAL DATA	DUCTLESS		DUCTED	
	Voltage/Phase/Frequency	208-230V, 1 Phase, 60 Hz		
Voltage Range	187-253V			
Recommended Breaker (Amps)	60			
Minimum Circuit Ampacity (Amps)	40			
Communication Wire Size	14*4 AWG Stranded			
Rated Current - Cooling (Amps) ¹	20			21.5
Rated Current - Heating (Amps) ²	20			18.2

¹ Measured at 95 °F.

² Measured at 47 °F.

³ Sensible Capacity: Indoor 80 °F DB, 67 °F WB // Outdoor 5 °F DB, 4 °F WB

⁴ Maximum Capacity: Indoor 70 °F DB, 67 °F WB // Outdoor 5 °F DB, 4 °F WB

⁵ If the total indoor unit load exceeds the nominal capacity of the outdoor unit, the practical output capacity of each indoor unit will be correspondingly reduced. This situation is very evident during heating mode.

OUTDOOR UNIT DATA		
Unit Dimensions	Width	37 1/2"
	Depth	16 5/16"
	Height	52 1/2"
Carton Dimensions	Width	43 1/8"
	Depth	19 1/2"
	Height	55 1/4"
Net Weight	225 lbs.	
Gross Weight	256 lbs.	
Cooling Operating Temperature	5 °F - 122 °F	
Heating Operating Temperature	-13 °F - 75 °F	
Airflow (CFM)	4500	
Sound Pressure (dB(A))	62	
Fan Speed (r/min)	Low	750
	Medium	800
	Medium	850
	High	900
Fan Motor Current Type	DC	

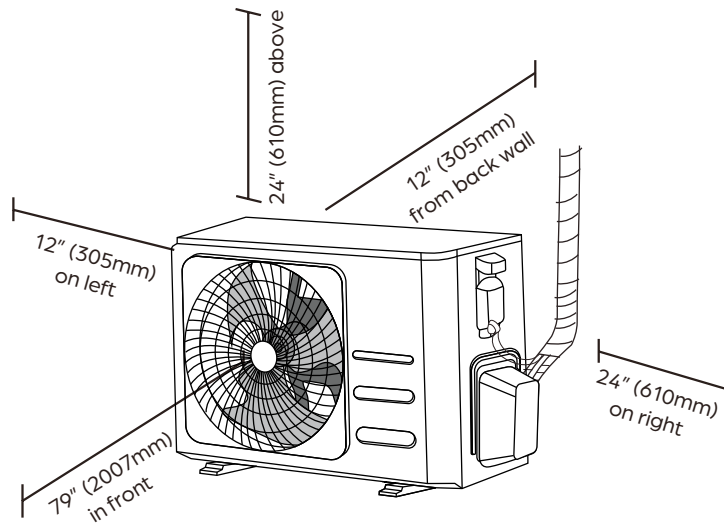
COMPRESSOR	
Type	DC Inverter Twin Cylinder Rotary
Oil Type	VG74
Oil Charge (oz.)	47 (1400 ml)



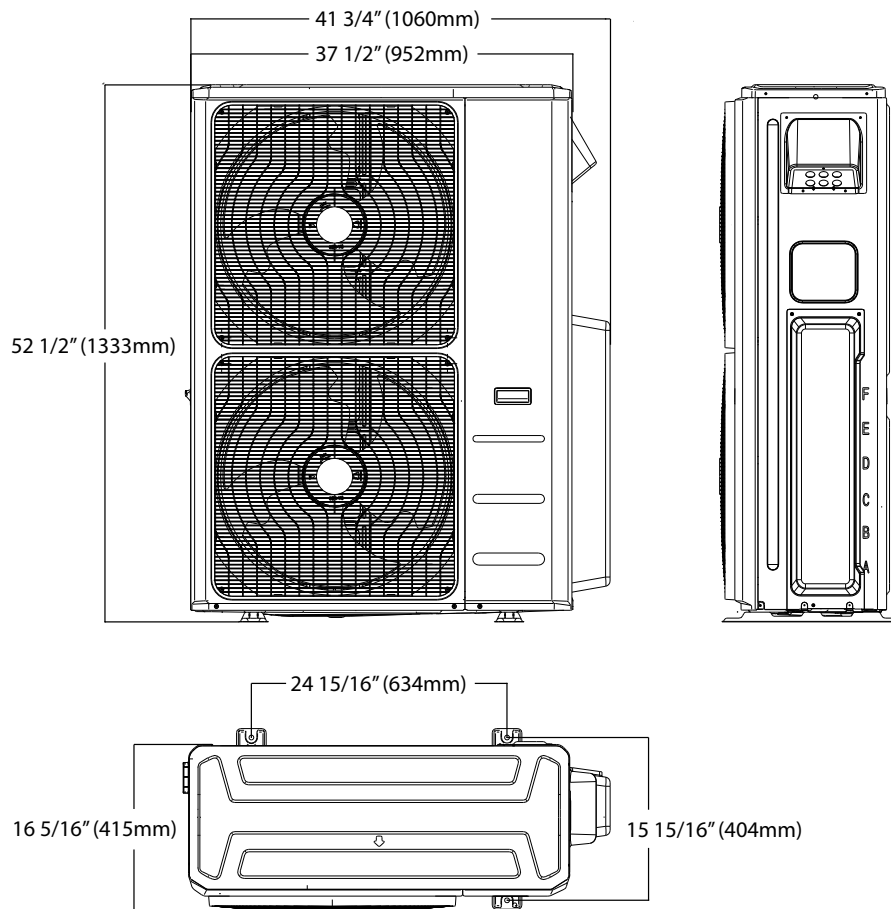
48,000 BTU/H MULTI-ZONE HEAT PUMP SYSTEM

ODU DIMENSIONS - DRA5U48M1B

Clearances



Dimensions



NOTE

Illustrations in this document are for explanatory purposes. The actual shape of your mini-split equipment may vary slightly.



24,000 BTU/H CEILING CASSETTE

SUBMITTAL COVER SHEET

PROJECT NAME _____

LOCATION _____

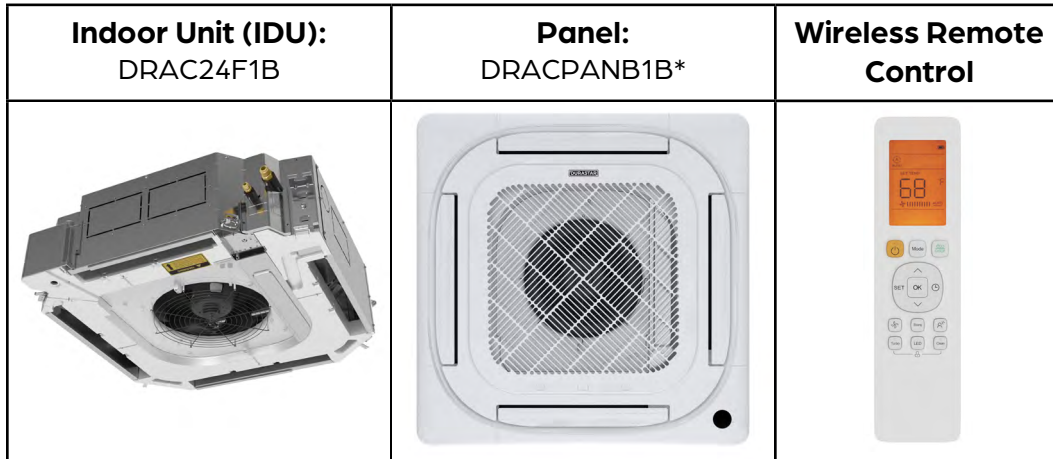
ARCHITECT _____

ENGINEER _____

CONTRACTOR _____

REFERENCE _____

SUBMITTED BY _____ DATE _____



PRODUCT FEATURES

- Wireless Remote Control with "Follow Me" Technology
- Single or Multizone compatible
- High efficiency SEER rating, up to 20.7
- *Panel sold separately

SPECIFICATIONS		
Cooling Capacity (BTU/hr)	24000	
Heating Capacity (BTU/hr)	24000	
Voltage/Phase/Frequency	208-230V, 1 Phase, 60 Hz	
Voltage Range	187-253V	
Indoor Unit Air Flow (CFM)	Low	547
	Medium	635
	High	706
Drain Port O.D. / Drain Hose I.D.	Ø1" (Ø25mm)	
Drain Pump Lift	29 1/2"	
Sound Pressure (dB(A))	Low	43
	Medium	46
	High	49

LINE SET REQUIREMENTS	
Connection Type	Flare
Liquid	Ø3/8" (Ø9.52mm)
Gas	Ø5/8" (Ø15.87mm)

DIMENSIONS AND WEIGHT		
Unit Dimensions	Width	32 11/16"
	Depth	32 11/16"
	Height	8 1/16"
Carton Dimensions	Width	35 13/16"
	Depth	35 13/16"
	Height	9 13/16"
Net Weight	47 lbs.	
Gross Weight	55 lbs.	

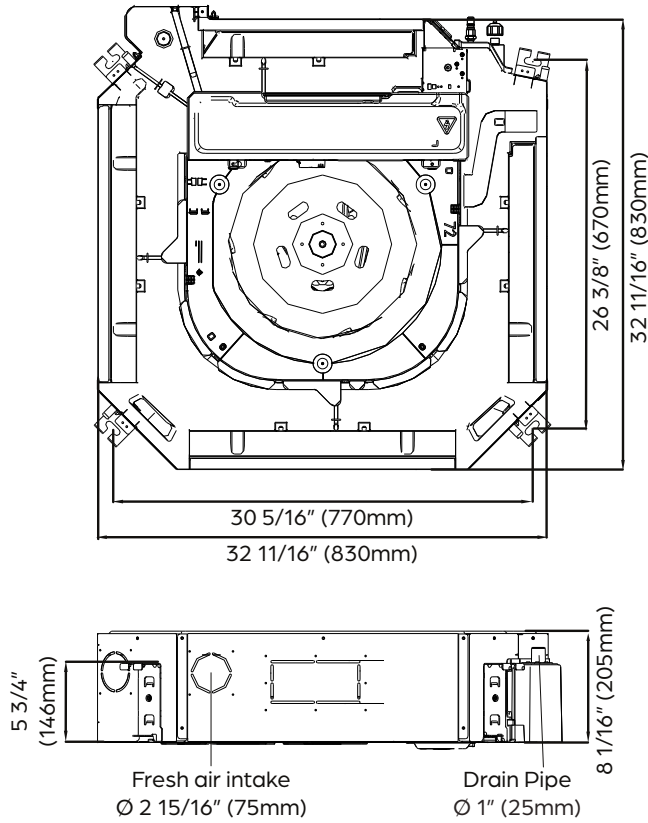


Specifications are subject to change without notice.
 © 2022 Ferguson Enterprises LLC
 www.durastar.com

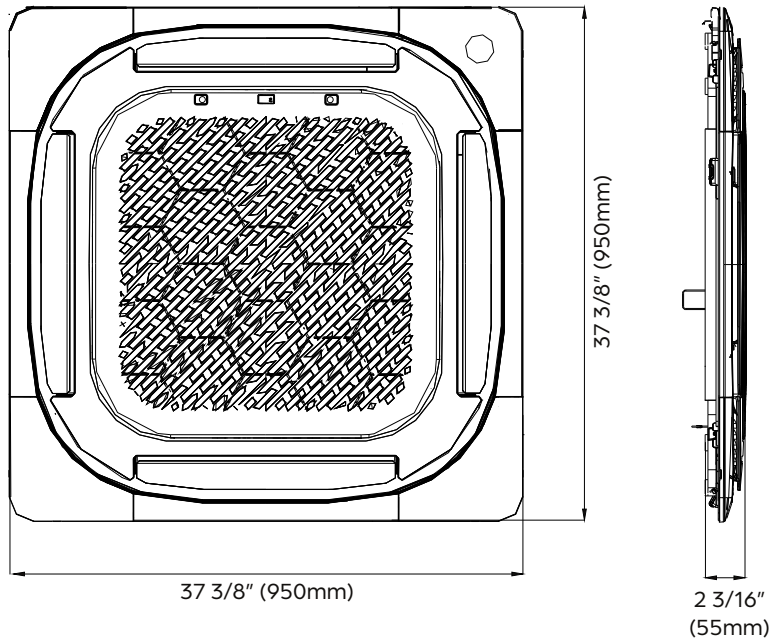


24,000 BTU/H CEILING CASSETTE

IDU DIMENSIONS - DRAC24F1B



DRACPANB1B:





12,000 BTU/H CEILING CASSETTE

SUBMITTAL COVER SHEET

PROJECT NAME _____

LOCATION _____

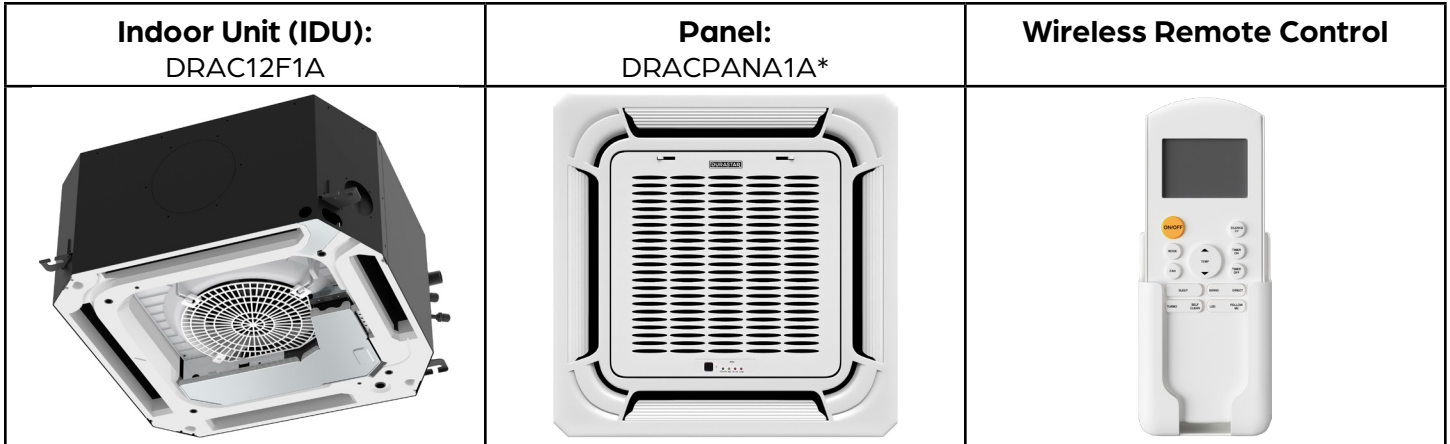
ARCHITECT _____

ENGINEER _____

CONTRACTOR _____

REFERENCE _____

SUBMITTED BY _____ DATE _____



CAPACITIES		
Cooling Capacity (BTU/hr)	Rated	12000
Heating Capacity (BTU/hr)	Rated	12000

ELECTRICAL DATA	
Voltage/Phase/Frequency	208-230V, 1 Phase, 60 Hz

LINE SET REQUIREMENTS	
Connection Type	Flare
Liquid	Ø1/4" (Ø6.35mm)
Gas	Ø1/2" (Ø12.7mm)
Drain Port O.D. / Drain Hose I.D.	Ø1" (Ø25mm)

INDOOR UNIT FAN DATA		
Air Flow (CFM)	Low	261
	Medium	309
	High	379
Type	DC	
RLA	0.465	
Sound Pressure (dB(A))	Low	36
	Medium	39
	High	43

INDOOR UNIT DIMENSIONS		
Unit Dimensions	Width	22 7/16"
	Depth	22 7/16"
	Height	10 1/4"
Carton Dimensions	Width	26 1/16"
	Depth	26 1/16"
	Height	12 1/2"
Net Weight	35.3 lbs.	
Gross Weight	45.5 lbs.	

PRODUCT FEATURES

- Wireless Remote Control with "Follow Me" Technology
- Auto Restart
- Auto Changeover
- 24-hour Timer
- Self Clean Function

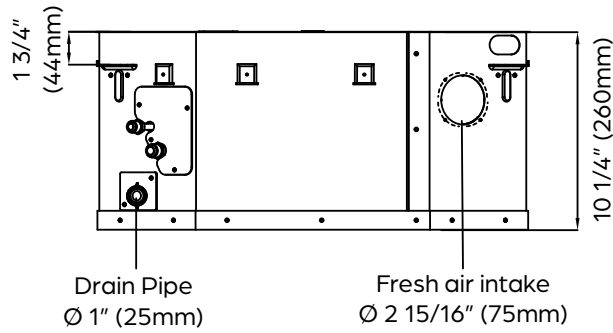
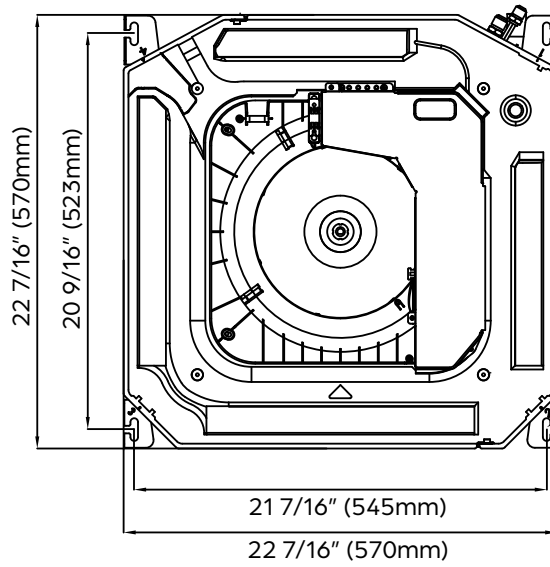
*Panel sold separately



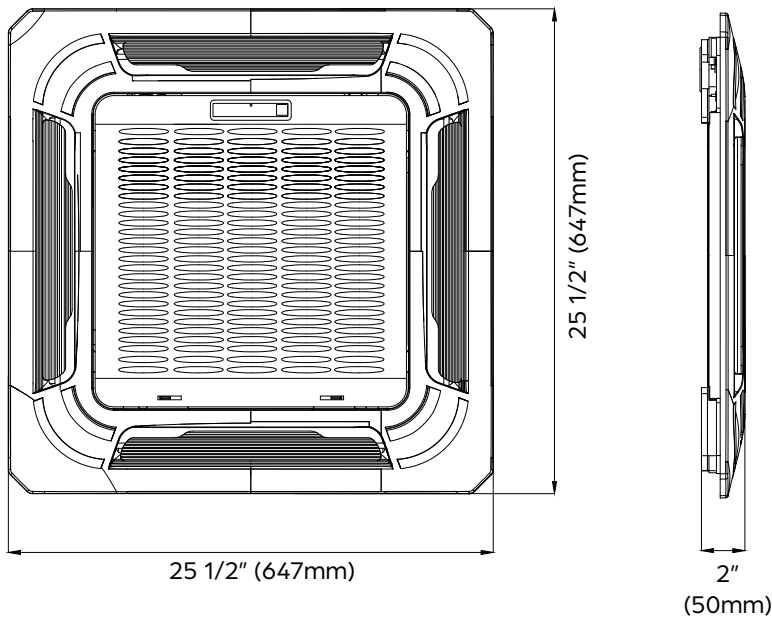


12,000 BTU/H CEILING CASSETTE

DIMENSIONS - DRAC12F1A



DRACPANA1A:





18,000 BTU/H CEILING CASSETTE

SUBMITTAL COVER SHEET

PROJECT NAME _____

LOCATION _____

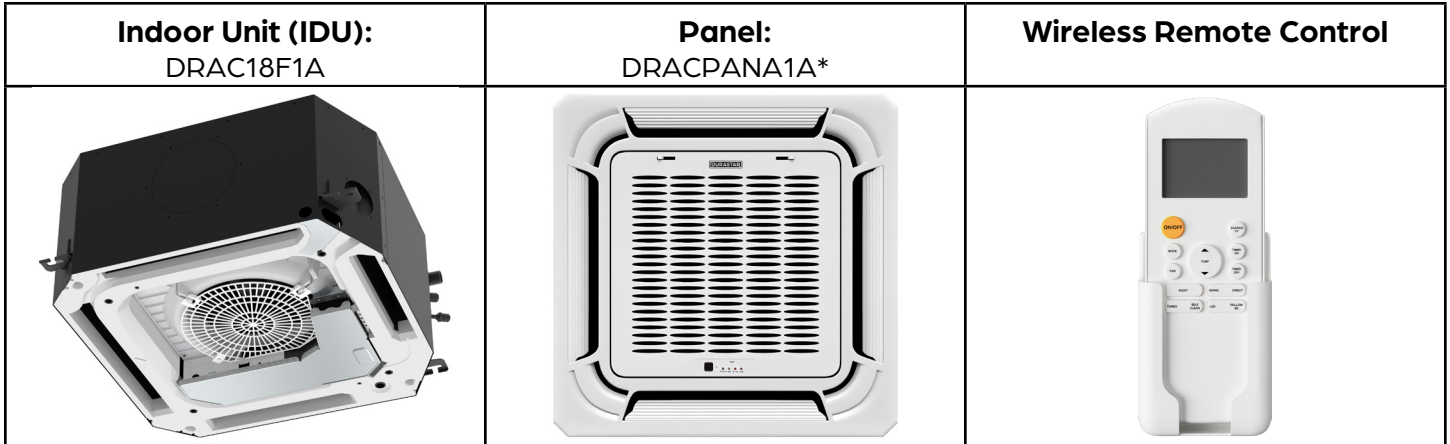
ARCHITECT _____

ENGINEER _____

CONTRACTOR _____

REFERENCE _____

SUBMITTED BY _____ DATE _____



CAPACITIES		
Cooling Capacity (BTU/hr)	Rated	18000
Heating Capacity (BTU/hr)	Rated	18000

ELECTRICAL DATA	
Voltage/Phase/Frequency	208-230V, 1 Phase, 60 Hz

LINE SET REQUIREMENTS	
Connection Type	Flare
Liquid	Ø1/4" (Ø6.35mm)
Gas	Ø1/2" (Ø12.7mm)
Drain Port O.D. / Drain Hose I.D.	Ø1" (Ø25mm)

INDOOR UNIT FAN DATA		
Air Flow (CFM)	Low	415
	Medium	483
	High	560
Type	DC	
RLA	0.465	
Sound Pressure (dB(A))	Low	36
	Medium	39
	High	44

INDOOR UNIT DIMENSIONS		
Unit Dimensions	Width	22 7/16"
	Depth	22 7/16"
	Height	10 1/4"
Carton Dimensions	Width	26 1/16"
	Depth	26 1/16"
	Height	12 1/2"
Net Weight	35.7 lbs.	
Gross Weight	47.0 lbs.	

PRODUCT FEATURES

- Wireless Remote Control with "Follow Me" Technology
- Auto Restart
- Auto Changeover
- 24-hour Timer
- Self Clean Function

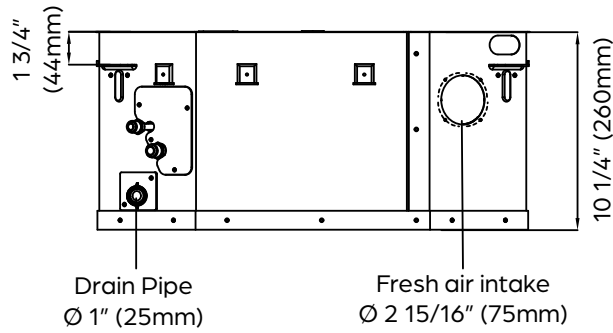
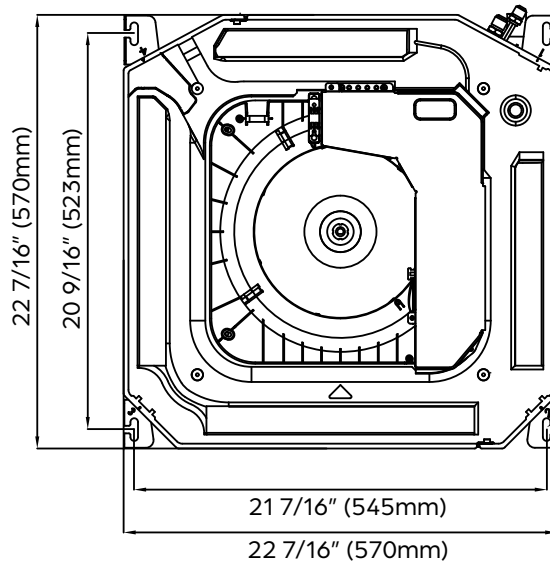
*Panel sold separately





18,000 BTU/H CEILING CASSETTE

DIMENSIONS - DRAC18F1A



DRACPANA1A:

