



9,000 BTU/H SLIM DUCTED IDU

SUBMITTAL COVER SHEET

PROJECT NAME _____

LOCATION _____


ARCHITECT _____

ENGINEER _____

CONTRACTOR _____

REFERENCE _____

SUBMITTED BY _____ DATE _____



CAPACITIES		
Cooling Capacity (BTU/hr)	Rated	9000
Heating Capacity (BTU/hr)	Rated	10000

ELECTRICAL DATA	
Voltage/Phase/Frequency	208-230V, 1 Phase, 60 Hz

LINE SET REQUIREMENTS	
Connection Type	Flare
Liquid	Ø1/4" (Ø6.35mm)
Gas	Ø3/8" (Ø9.52mm)
Drain Port O.D. / Drain Hose I.D.	Ø1" (Ø25mm)

INDOOR UNIT DIMENSIONS		
Unit Dimensions	Width	27 9/16"
	Depth	19 15/16"
	Height	7 7/8"
Carton Dimensions	Width	33 7/8"
	Depth	21 1/4"
	Height	11 1/4"
Net Weight	39.0 lbs.	
Gross Weight	50.0 lbs.	

INDOOR UNIT FAN DATA		
Air Flow (CFM)	Low	177
	Medium	283
	High	353
Type	DC	
RLA	1.11	
Sound Pressure (dB(A))	Low	32
	Medium	35
	High	38
Static Pressure (in wg)	0-0.16	

PRODUCT FEATURES

- Wired Thermostat Included
- Auto Restart
- Auto Changeover
- 24-hour Timer





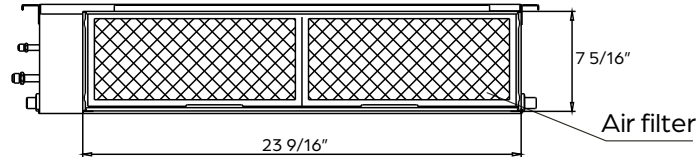
9,000 BTU/H SLIM DUCTED IDU

DIMENSIONS - DRAD09F1A

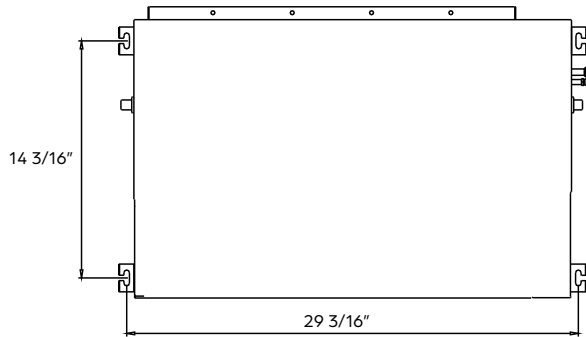
Unit and air outlet dimensions



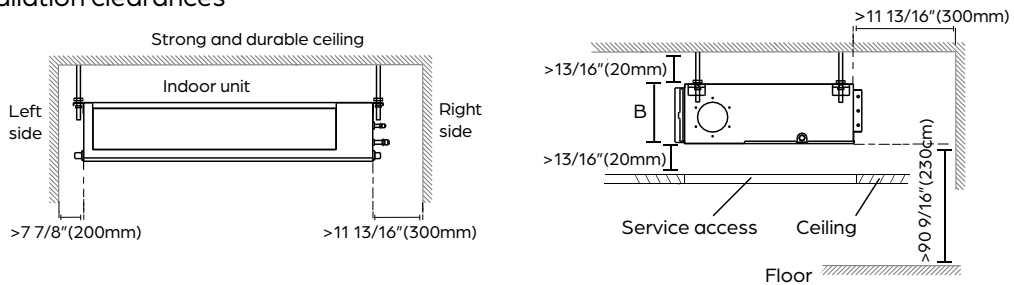
Air inlet dimensions



Mounting dimensions for ceiling bolts



Installation clearances



Maintenance access panel

