

Precision Comfort Heater


The Precision Comfort Heater is the first fan-forced heater to combine a built-in electronic thermostat with fully variable heat output and fan speed.

Features

- Patented PVO™ Technology automatically and quietly adjusts the fan speed and wattage (500 - 2,000W) for perfect comfort in a single SKU
- Includes a trim for 2x3 wall construction
- Built-in Electronic Thermostat maintains room temperature to within an incredible 0.1°C (0.2°F) for maximum comfort and up to 29% energy savings
- Lab-tested as the quietest fan heater on the market
- Heat BOOST Timer provides timed, maximum heat output for bathroom applications
- Equipped with CONNEX™ wireless technology that works with Dimplex Single-zone and Multi-zone Controllers for simple whole home control
- Airborne particles are trapped in the filter for cleaner air. The filter is removable for easy cleaning
- Economy Setting reduces set temperature when the room is not in use
- Equipped with multiple safety systems to ensure complete piece of mind
- Unique louvered grille design for a look that will suit any décor

Applications

- Suitable for all living areas; ideal for bathrooms



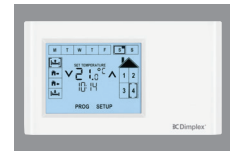
2x3 Trim (Included)



Wireless Control Options



Single-zone CONNEX™ Controller (DPCRWS)



Multi-zone Programmable CONNEX™ Controller (CX-MPC)

Specifications

Voltage	240/208V
Wattage	2000/1900W (500W minimum)
Color	White
Finish	Specially formulated polyester powder coating process is applied to the front panel which resists fading and abrasion.
Construction	Heat-resistant molded polymer housing, steel powder coated grille and recess box with knockouts for field wiring.
Heating Element	Positive temperature coefficient (PTC) element, allowing variable temperature delivery.
Controls & Wiring	Built-in electronic proportioning thermostat, an RF receiver for wireless control, and whole home synchronization. Optional single-zone or multi-zone CONNEX™ controllers are available for multi-heater installations.
Installation	Recess box has depth indexes for appropriate pre-drywall installation. A large wiring compartment makes power connection easy. Factory pre-assembled for fast, convenient installations. Includes trim for 2x3 wall construction - not required for 2x4 installations. Surface-mount box also available.
Warranty	2-years limited, 5-years element



PCH Series

Ordering Guide

Cat. No.	Watts	Volts	BTU	Dimensions (W x H x D)	Weight (kg/lbs.)
PCH2000TCW-TK	2000/1900 (500 min.)	240/208	6,824	264mm x 391mm x 130mm (10.4" x 15.4" x 5.1")	4.3 / 9.5

Accessories

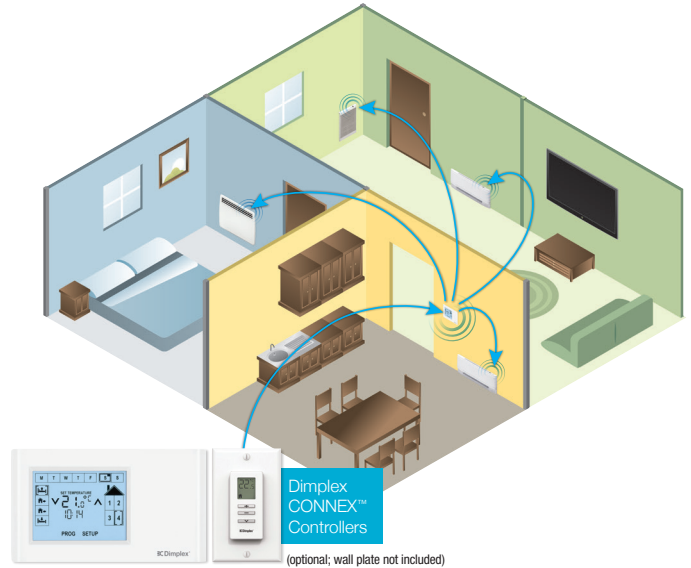
Cat. No.	Description
PCHSBW	Surface Mount Box



Surface Mount Box

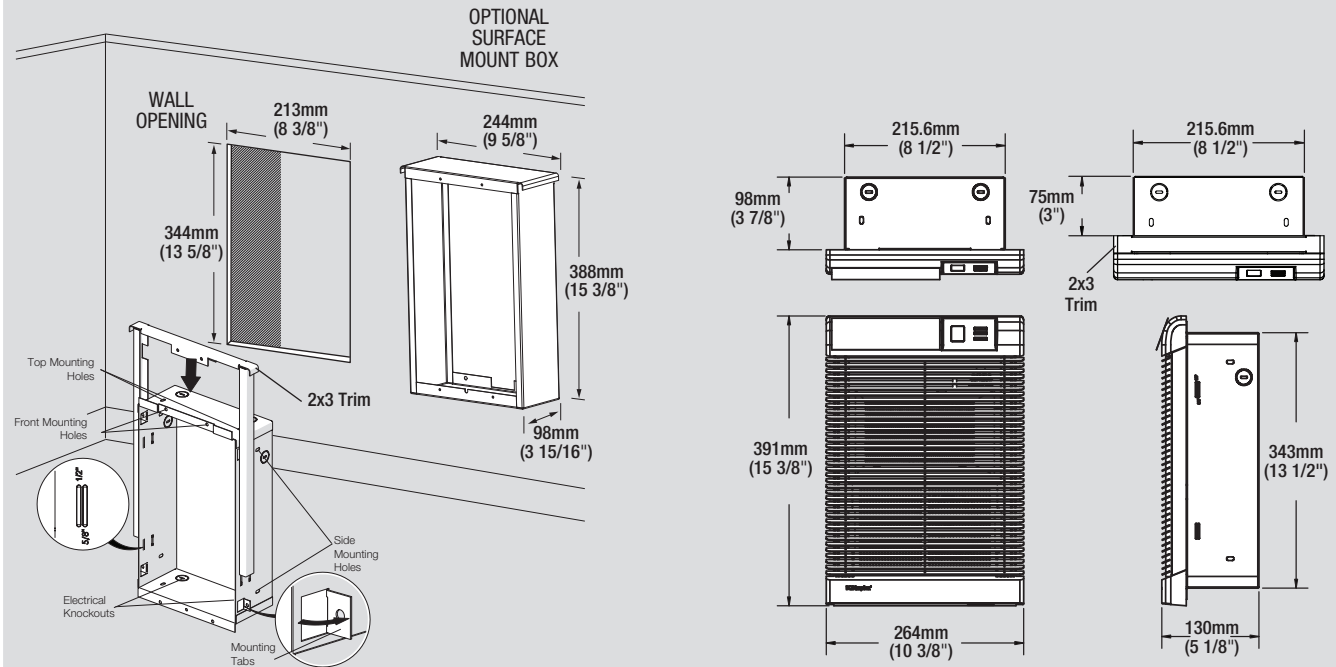
Wireless Control Options

Cat. No.	Description
DPCRWS	Single-zone CONNEX™ Controller
CX-MPC	Multi-zone Programmable CONNEX™ Controller



(optional; wall plate not included)

Dimensions



Trim kit for 2" x 3" wall construction included (not required for 2" x 4" wall construction)

Dimplex North America Limited
 1367 Industrial Road, Cambridge ON N1R 7G8
 Telephone: 1-877-362-1101 | www.dimplex.com

© 2013 Dimplex North America Limited D0088-13_v2

Dimplexcommercial®