

# LAVATORY FAUCETS

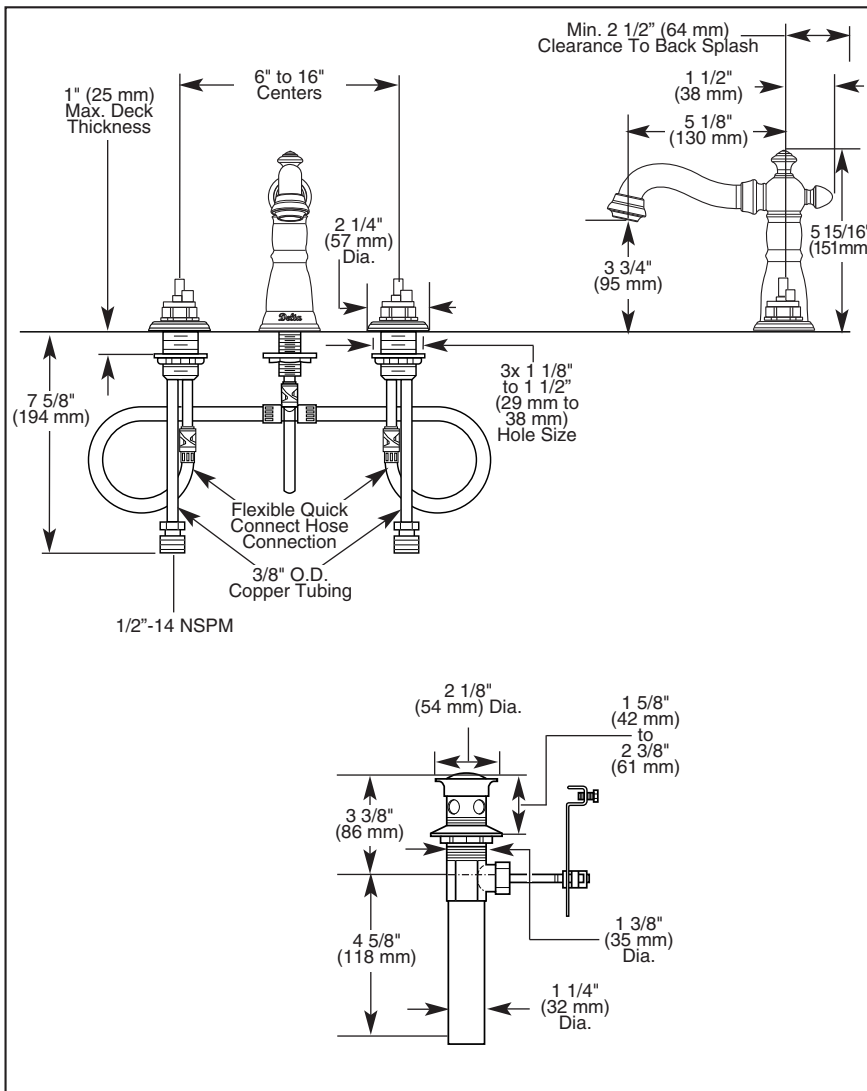
- Victorian® Bath Collection
- Two Handle Widespread Deck Mount
- 3 Hole Sink Applications
- 6" to 16" Centers
- Quick Snap® Installation

Submitted Model No.: \_\_\_\_\_

Specific Features: \_\_\_\_\_

## STANDARD SPECIFICATIONS:

- Solid brass fabricated end valve and spout bodies.
- Widespread - 6" (152mm) to 16" (406 mm) centers.
- 5 1/8" (130 mm) long, 5 15/16" (151 mm) high, rigid spout.
- Quick Snap® Installation
- LHP - Less Handle Program. See handle options below.
- 1/4 turn handle stops
- Hot and cold stems are interchangeable.
- Control mechanism is the rotating cylinder type with stainless steel plate and 180° rotation, with replaceable non-metallic seats operating in stainless steel lined sockets.
- 3/8" O.D. copper supply tubes with 1/2"-14 NPSM adapters ("LHP" models only).
- Models have metal drain with pop-up type fitting with plated flange and stopper.
- Note: Standard mounting deck thickness can be extended 1" with RP10612.



## WARRANTY

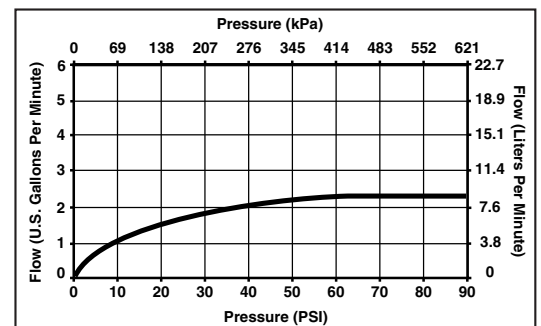
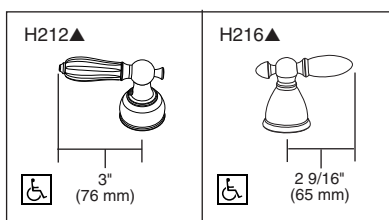
- Lifetime Faucet and Finish Limited Warranty to the original consumer purchaser to be free from defects in material and workmanship.
- 5 Year Limited Warranty for usage in all industrial, commercial and business applications.



## COMPLIES WITH:

- ASME A112.18.1 / CSA B125.1
- ASME A112.18.2 / CSA B125.2
- ♿ Indicates compliance to ICC/ANSI A117.1

Available LHP Handle Options  
▲ Designate proper finish suffix



55 E. 111th Street, Indianapolis, Indiana 46280  
395 Matheson Blvd. E., Mississauga, ON L4Z 2H2  
© 2009 Masco Corporation of Indiana

Delta reserves the right (1) to make changes in specifications and materials, and (2) to change or discontinue models, both without notice or obligation. Dimensions are for reference only. See current full-line price book or www.specselect.com for finish options and product availability.