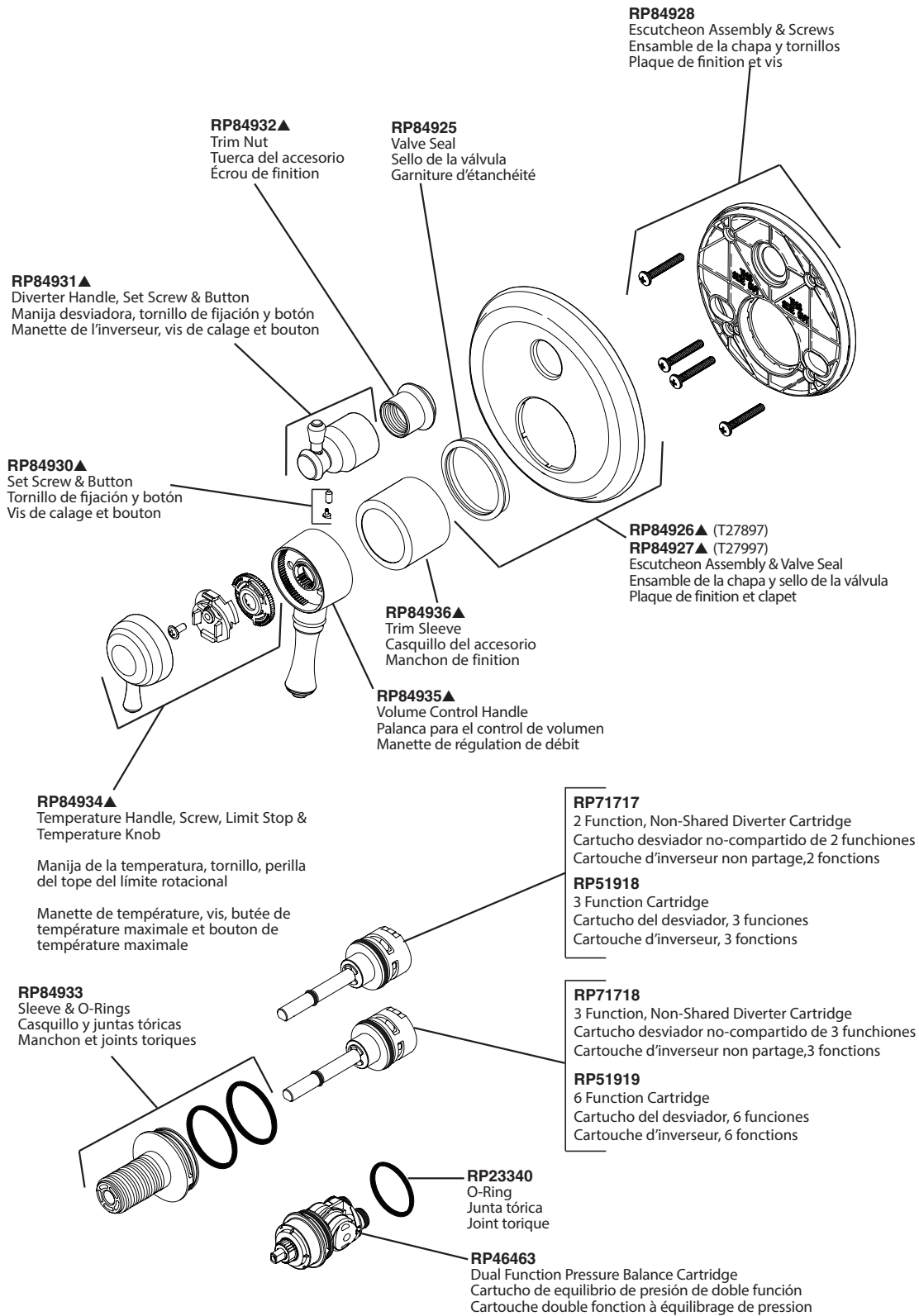


T27897, T27997 Models / Modelos / Modèles



▲ Specify Finish/Especifique el Acabado/ Précisez le fini

Model/Modelo/Modèle
R22000
Series/Series/Seria



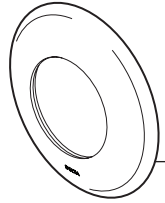

*Used to plug one inlet side (Hot or Cold) to prevent cross flow when checking for leaks before the cartridge is installed. Insert into the inlet, place test cap and use the bonnet to secure in place.

*Tapaban una entrada lateral (caliente o frío) para prevenir flujo cruzado cuando la comprobación para saber si hay escapes antes del cartucho está instalada. El relleno en la entrada, casquillo de la prueba del lugar y utiliza el capo para asegurar en lugar.

*Branchaient une admission latérale (chaud ou froid) pour empêcher l'écoulement en travers quand la vérification les fuites avant la cartouche est installée. L'insertion dans l'admission, chapeau d'essai d'endroit et emploient le capot pour fixer en place.

T50010▲

RP78987
Silicone
Silicona
Siliconé





RP79269
Tool
Herramienta
Outil

RP77546▲
Escutcheon
Chapa de cubierta
Plaque de finition

▲ Specify Finish / Especificque el Acabado / Précisez le fini

T50210▲

RP78987
Silicone
Silicona
Siliconé

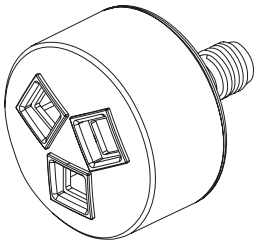


RP79269
Tool
Herramienta
Outil

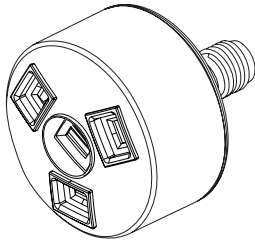
RP77548▲
Escutcheon
Chapa de cubierta
Plaque de finition

▲ Specify Finish / Especificque el Acabado / Précisez le fini

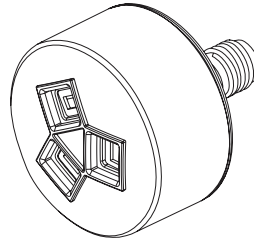
SH84100▲
SH5003▲



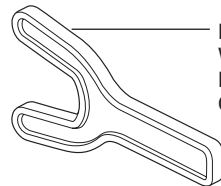
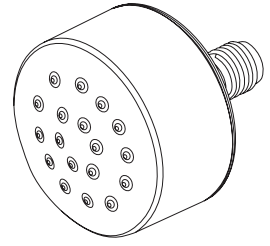
SH84101▲
SH5005▲



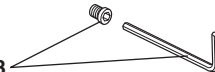
SH84102▲
SH5002▲



SH84103▲
SH5000▲



RP77544
Wrench
Llave
Clé



RP77543
Set Screw & Wrench
Tornillo de Ajuste y Llave
Vis de calage et clé