

### Specification: (example)

- **CAST BRASS** wallmount service sink faucet
- Two handle
- Integral stops
- **Rough chrome plated finish**
- Pail hook
- Inline vacuum breaker
- Hose-end spout
- Wall brace
- Color indexed metal cross handles

- 28T9**  
203mm (8") centers
- 28T9-AC**  
140mm (5.5") to 267mm (10.5") adjustable centers

**28T9**



### Engineer/Architect Approval

Model Specified:

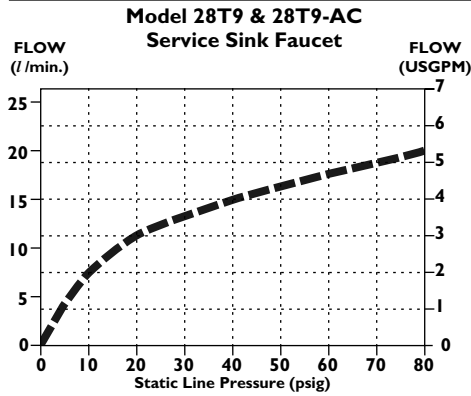
Approval:

Date:

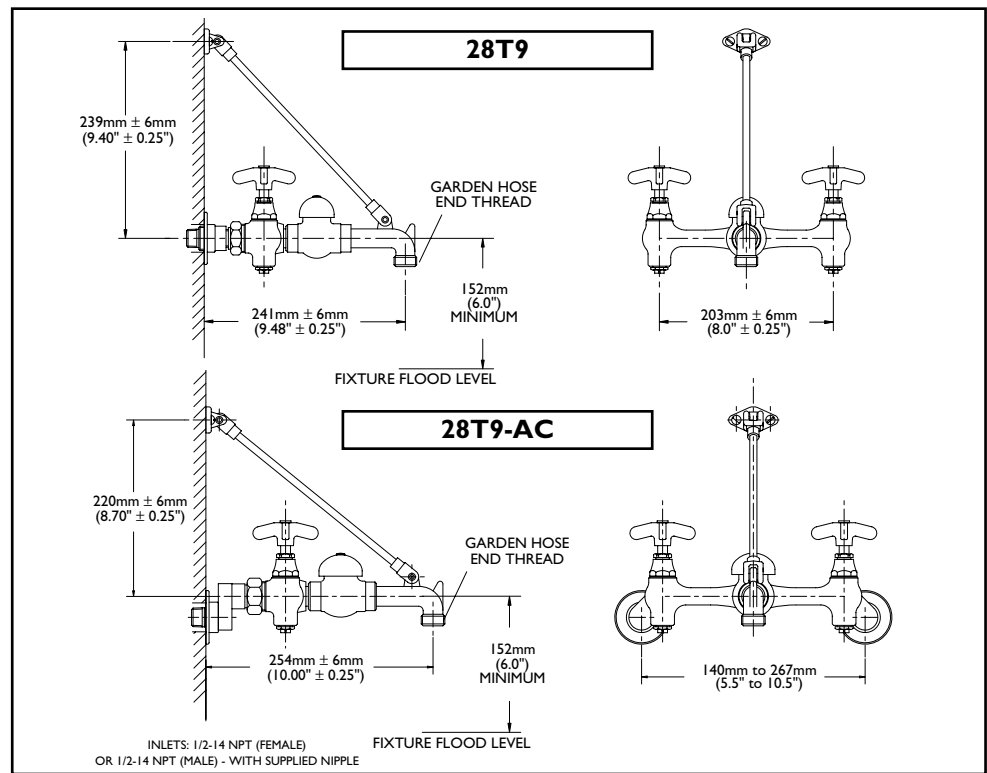
### Approvals:

- Complies to ASME A112.18.1
- ASSE 1001 (provides back siphonage protection)
- CSA certified
- CSA B64.1.1
- IAPMO listed

### FLOWRATE vs PRESSURE

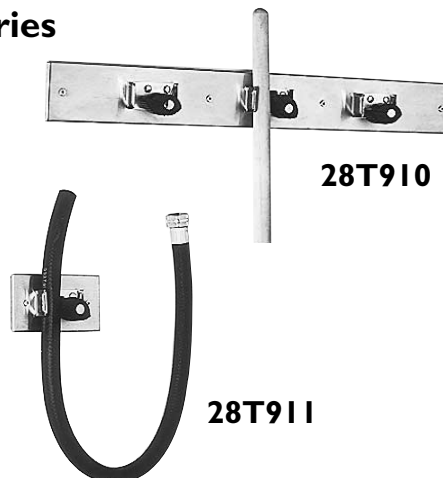


**NOTE: Flow shown is through one side only, full open.**




### Hose and Mop Holder Accessories

- 28T910**
  - Stainless steel mop hanger
  - 76mm x 610mm (3" x 24")
  - Three spring loaded rubber grip holders.
- 28T911**
  - Heavy duty 1219mm (48") long reinforced hose
  - Brass coupling
  - Stainless steel hanger bracket
  - 76mm x 127mm (3" x 5") with rubber grip.



### Typical Installation



Note: Measurements may vary ± 6mm (0.25")

Refer to [www.specselectonline.com](http://www.specselectonline.com) for individual models.

Note: Use this page as a product submittal sheet.