

# Wallmount Service Sink Faucets

**TECK**<sup>®</sup>  
COMMERCIAL

**DELTA**

## SPECIFICATION: (EXAMPLE)

- **CAST BRASS** wallmount service sink faucet
- Two handle
- Integral stops
- **Rough chrome plated finish**
- Pail hook
- Inline vacuum breaker
- Hose-end spout
- Wall brace
- Color indexed metal cross handles

### 28T9

203mm (8") centers

### 28T9-AC

140mm (5.5") to 267mm (10.5") adjustable centers

28T9



## Engineer/Architect Approval

Model Specified:

Approval:

Date:

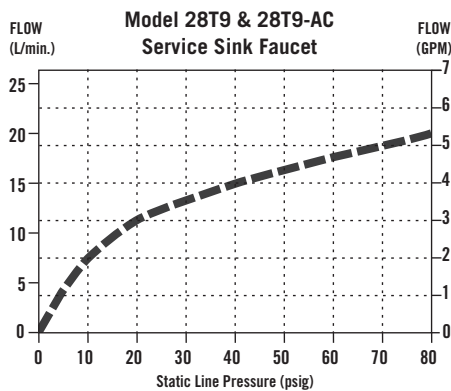


## APPROVALS:

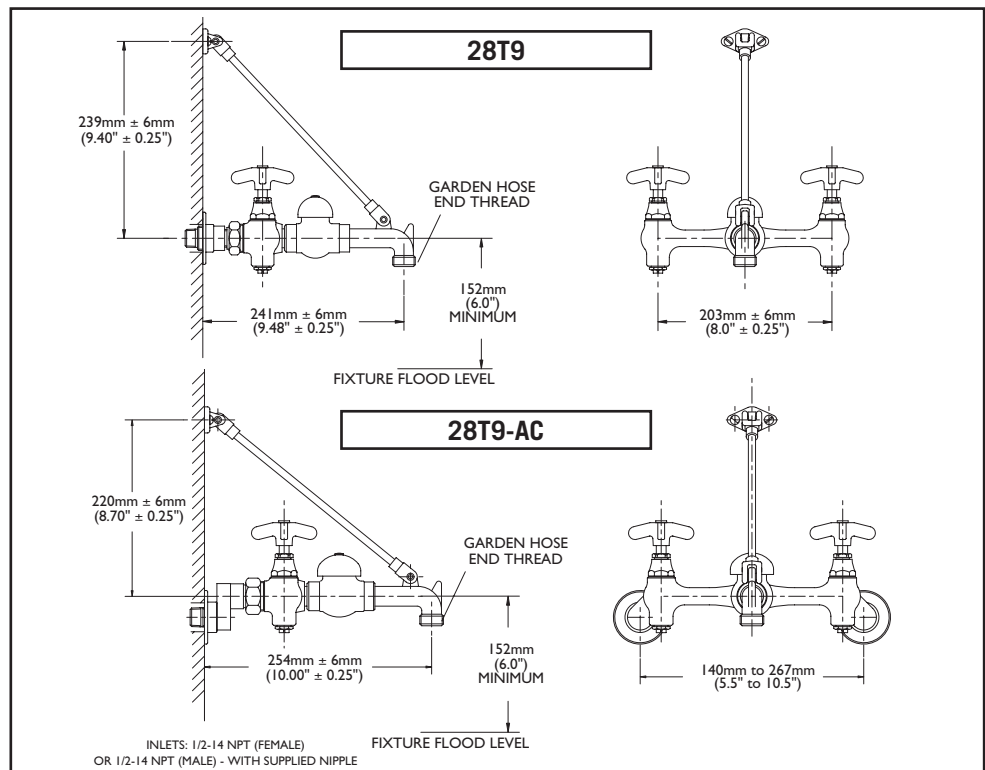
- Certified to ASME A112.18.1/CSA B125.1 including integral back siphonage protection compliant with CSA B64.1.1 and ASSE 1001

**Not for potable water.**

## FLOW RATE vs PRESSURE



NOTE: Flow shown is through one side only, full open.




## HOSE AND MOP HOLDER ACCESSORIES

### 28T910


- Stainless steel mop hanger
- 76mm x 660mm (3" x 26")
- Three spring loaded rubber grip holders.

### 28T911

- Heavy duty 1219mm (48") long reinforced hose
- Brass coupling
- Stainless steel hanger bracket
- 76mm x 127mm (3" x 5") with rubber grip.



## TYPICAL INSTALLATION



Note: Measurements may vary ± 6mm (0.25")

Refer to [www.specselect.com](http://www.specselect.com) for individual models.

Note: Use this page as a product submittal sheet.