




Electronic Faucets

Hardwire Operated(24VAC) - Deckmount Gooseneck Spout with Integral Sensor in Base

Model No: 3000T3378ATR-KS

COMPLIES WITH:

- CSA certified
- Complies to ASME A112.18.1/CSA B125.1
-  Indicates compliance to ICC/ANSI A117.1
- Verified compliant with 0.25% weighted average Pb content regulations
- Outlet options 2, 3 and 7 are EPA WaterSense listed
- Verified compliant with 0.25% weighted average Pb content regulations
- Patented.
- NOTE: High Temperature disinfection cycles not recommended for #8 Control Box as the thermostatic mixing valve limits the higher temperature water flow output.
- (Contact Delta Representative for State and/or Local Approvals)



NOTES:

Control Box(8ATR) -NOTES:
Requires Rough-in Product Number ELAVT0008ARI to be ordered separately - see ELAVT0008ARI

SPECIFICATION:

- Infrared electronic handwash system
- H²Optics® technology- no external adjustments required
- Chrome plated one piece cast main body with integral sensor and FIXED spout
- Field adjustable water resistant program controller with LCD screen
- Controller retains adjusted settings in event of power failure
- Optional battery backup available
- Spout: R5 - Smooth End Gooseneck - 6.0" spout reach - 12.0" height (unmounted) - Standard rigid installation - Vandal resistant .090" wall thickness (R5SE)
- Outlet#: 7 - Smooth end, Laminar Flow Control in base of Gooseneck Spout 1.5 USGPM (5.7L/min)
- Recessed Mount with
- 10" x 10" with Thermostatic Mixing Valve
- Connection from box to spout not supplied
- **Required separate purchase of ELAVT0008ARI**
- Optional electronic add-on On/Off Keyed Switch (KS)
- Single hole deckmount FIXED gooseneck spout(R5) with integral sensor in base

OPERATION:

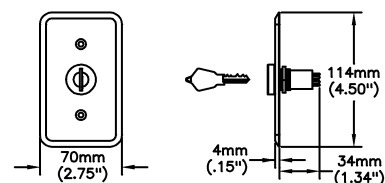
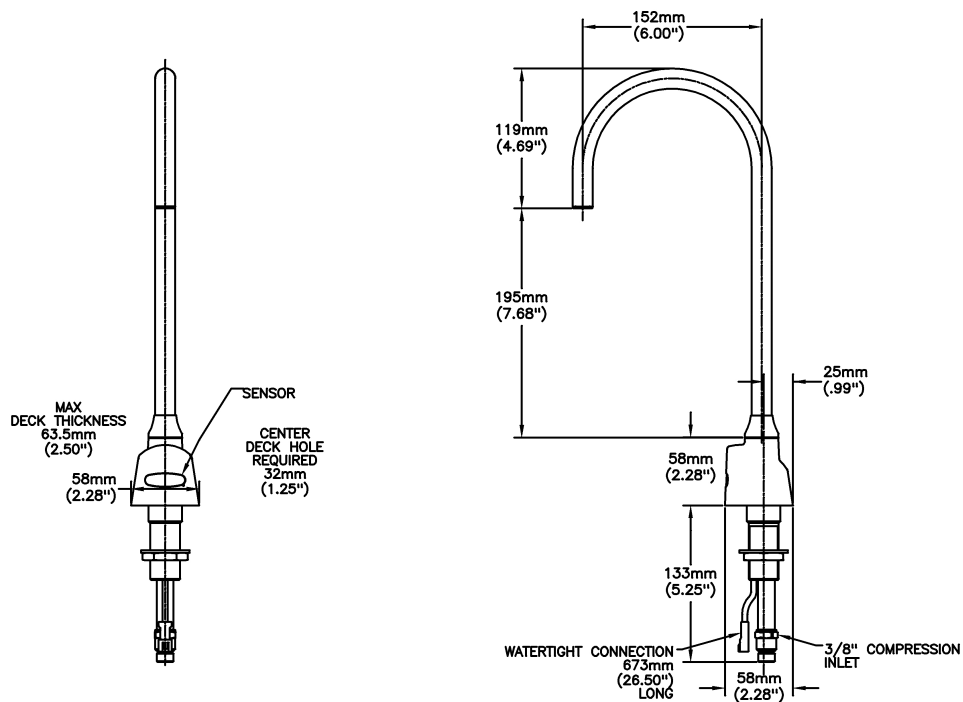
- Water flows when sensor is activated.
- Water flow stops at the selected run-on time after user removes hands from sensing zone. Run-on time selections are 0 to 8 seconds or 1 to 8 minutes for scrub-up applications. Factory set to 0 seconds.
- Blocking time between uses has selectable range of 1 to 8 seconds. Factory set to 1 second.
- Adjustable response time.
- Auto shut-off feature.
- Optional metered program mode with selection of 7 to 240 seconds of continuous operation.
- Adjustable sensing distance 76 to 381mm (3" to 15") factory set to 254mm (10") (± 3.0")

(Dimensional drawing on following page)

Delta reserves the right (1) to make changes to specifications and materials, and (2) to change or discontinue models, both without notice or obligation. Dimensions are for reference. Measurement may vary plus or minus 6mm(0.25"). Mounting locations are suggested only. Check with local codes for requirements in your area. This spec was produced December 30, 2016.

Delta Faucet Company - 55 East 111th St. - Indianapolis, Indiana, USA 46280 - (317) 848-1812
Delta Faucet Canada - 395 Matheson Blvd E - Mississauga, Ontario, Canada L4Z 2H2 - (905) 712-3030

Model No: 3000T3378ATR-KS



NOTE:
STANDARD ELECTRICAL BOX PROVIDED.

Delta reserves the right (1) to make changes to specifications and materials, and (2) to change or discontinue models, both without notice or obligation. Dimensions are for reference. Measurement may vary plus or minus 6mm(0.25"). Mounting locations are suggested only. Check with local codes for requirements in your area. This spec was produced December 30, 2016.

Delta Faucet Company - 55 East 111th St. - Indianapolis, Indiana, USA 46280 - (317) 848-1812
Delta Faucet Canada - 395 Matheson Blvd E - Mississauga, Ontario, Canada L4Z 2H2 - (905) 712-3030