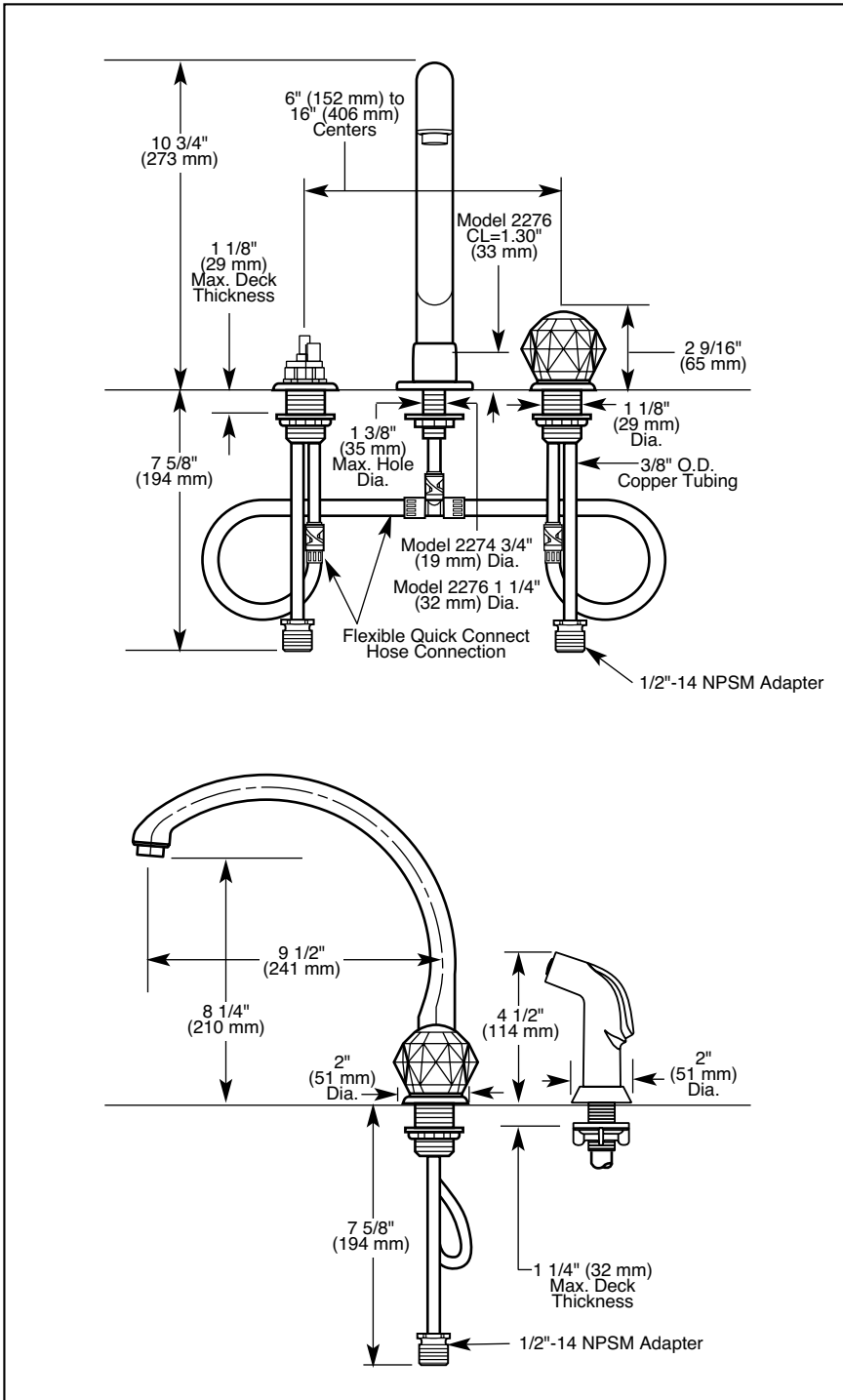


Submitted Model No.: _____

Specific Features: _____



KITCHEN FAUCETS

- Two Handle
- Waterfall® Series
- Widespread Deck Mount
- 6" to 16" Centers
- 3 and 4 Hole Sink Applications
- Quick Snap® Hose Installation



LISTED
UL Listed to US and Canadian
Safety Standards and Classified Q
in accordance with
ANSI/NSF 61D
21PL

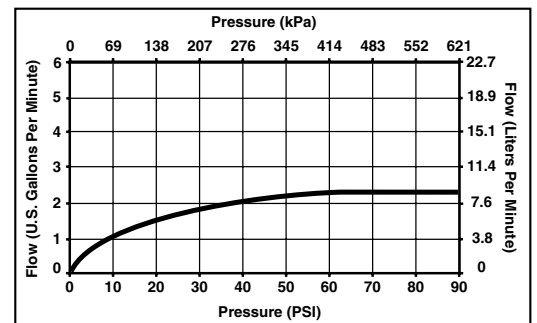


COMPLIES WITH:

- ASME A112.18.1
- CSA B125
- Indicates ADA compliance to CABO/ANSI A117.1
- IAPMO Listed
- CSA Certified
- City of L.A. approved (2276-WF and 2276-LHP Series)

STANDARD SPECIFICATIONS:

- Two handle kitchen deck faucets for exposed mounting on three and four hole sinks.
- Solid brass fabricated end valve and spout bodies.
- Widespread - 6" (152 mm) to 16" (406 mm) centers.
- 9 1/2" (241 mm) long, 10 3/4" (273 mm) high spout swings 360°.
- Hot and cold stems are interchangeable.
- Control mechanism shall be of the rotating cylinder type with stainless steel plate and 180° rotation, with replaceable non-metallic seats operating in stainless steel lined sockets.
- 3/8" O.D. copper supply tubes with 1/2"-14 NPSM adapters.
- Models 2276-WF and 2276-LHP Series with spray attachment have anti-siphon device as integral part of valve body.
- Quick Snap® hose installation.



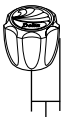
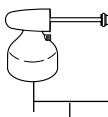
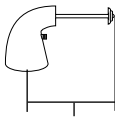
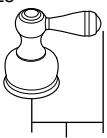
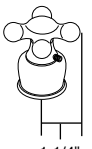

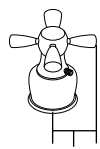
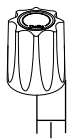
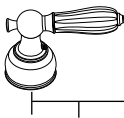
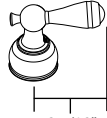
Delta reserves the right (1) to make changes in specifications and materials, and (2) to change or discontinue models, both without notice or obligation. Dimensions are for reference only.

| Standard Features | 2274-LHP | 2276-LHP | 2276-CBLHP | 2276-PBLHP |
|---|----------|----------|------------|------------|
| Washerless | ◆ | ◆ | ◆ | ◆ |
| Three Hole Installation | ◆ | | | |
| Four Hole Installation | | ◆ | ◆ | ◆ |
| Widespread - 6" (152 mm) to 16" (406 mm) Centers | ◆ | ◆ | ◆ | ◆ |
| 9 1/2" (241 mm) Long, 10 3/4" (273 mm) High Spout Swings 360° | ◆ | ◆ | ◆ | ◆ |
| Less Handle Program See Handle Kit Options* | ◆ | ◆ | ◆ | ◆ |
| 45" (1143 mm) Quick Connect Hose and Spray Assembly | | ◆ | ◆ | ◆ |
| Sprayhead Matches Finish | | ◆ | ◆ | ◆ |
| 3/8" O.D. Copper Supply Tubes with 1/2"-14 NPSM Adapters | ◆ | ◆ | ◆ | ◆ |
| Chrome Finish | ◆ | ◆ | | |
| Chrome & <i>Brilliance</i> ® Polished Brass Finish | | | ◆ | |
| <i>Brilliance</i> ® Polished Brass Finish | | | | ◆ |





Available Options for Field Conversion:

- Swivel aerator. Order RP2189 (chrome only).

*Available LHP Handle Options

| | | | | |
|--|--|--|---|---|
| H21  1" (25 mm) | H22 A22  2 1/2" (64 mm) | H24 A24  3 1/4" (83 mm) | H25  2 5/16" (59 mm) | H27  1 1/4" (32 mm) |
| H41  1 3/8" (35 mm) | H46  1 1/4" (32 mm) | H48  1" (25 mm) | H212  3" (76 mm) | H215  2 5/16" (59 mm) |

*Available LHP Handle Accent Options

| | |
|---|---|
|  A22CL |  A24CL |
|  A22, A22PB, A22WH |  A24, A24PB, A24WH |



Indianapolis, Indiana 46280
 A Division of Masco Corporation of Indiana
 © 2002 Masco Corporation of Indiana