

### SPECIFICATION (example)

- Deck mount electronic lavatory faucet
- Sensor detects user's hand to activate water flow
- 6 1.5V AA Batteries (included)
- Adjustable maximum run time
- Adjustable sensor range
- Red light indicator blinks when battery is low

#### □ DEMD-301

- Electronic faucet for cold or pre-mixed water

#### □ DEMD-311

- Electronic faucet with mixer to adjust temperature

### OPERATION

#### Sensing Range:

- Factory set to 8.6" (220 mm)
- Adjustable from 3.15" to 11.8" (80 mm to 300 mm)

#### Maximum Run Time:

- 90 seconds, adjustable with remote control

#### □ 060958A

- DEMD Plug-In Transformer 120 VAC to 9 VDC (Optional)

#### □ 060967A

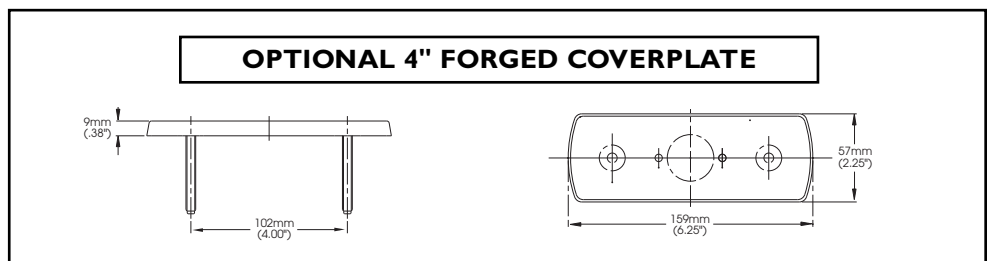
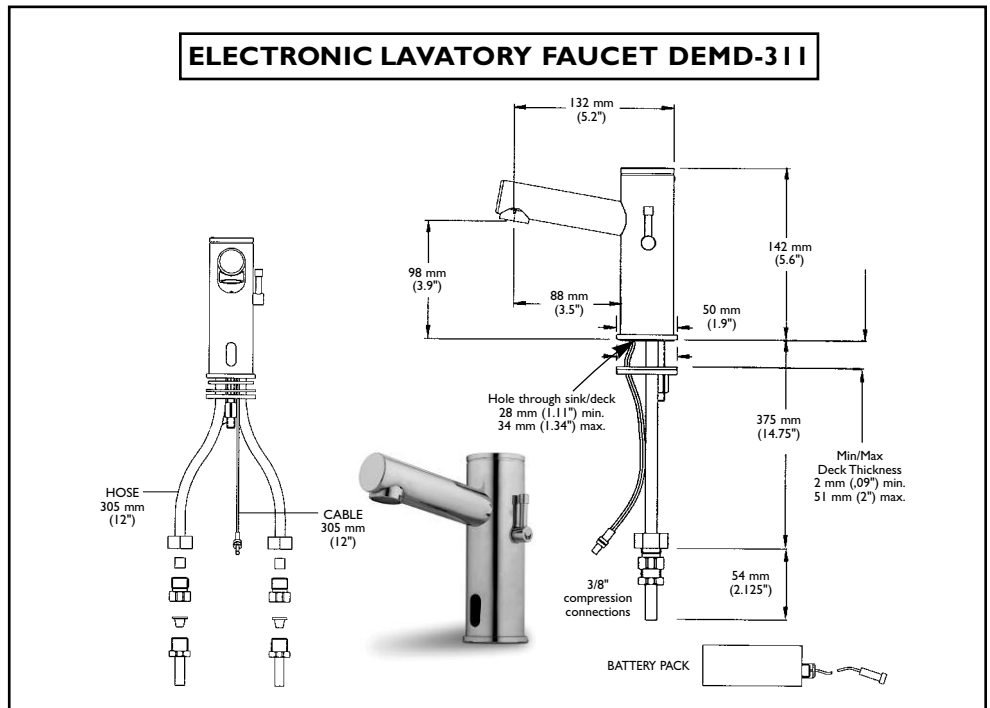
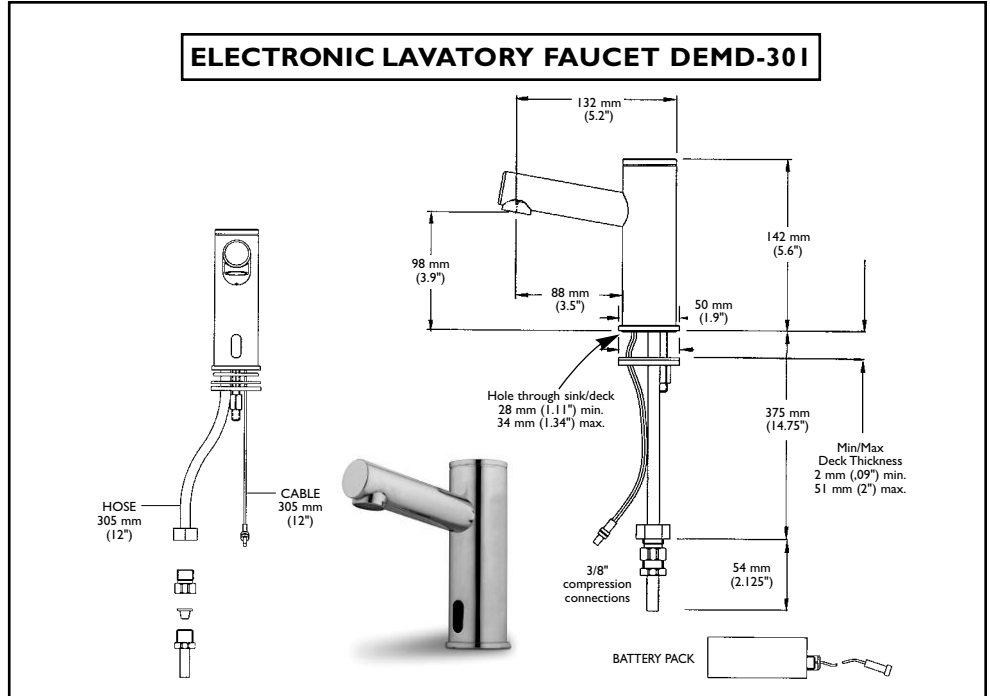
- Remote Control (Optional)

#### □ 060974A

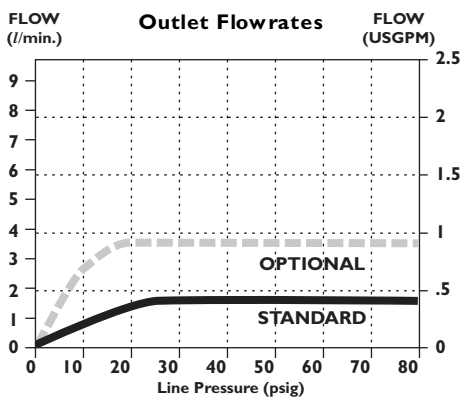
- DEMD Converter 24 VAC to 9 VDC (optional) (transformer required – order separately)

#### □ 060585A

- Optional 4" forged coverplate



### FLOWRATE vs PRESSURE



### Approvals:

- IAPMO listed, certified to ASME A112.18.1 /CSA B125.1
- ADA Compliant and meets Handicapped Accessibility Standard ASME A117.1 of less than 5 lbs. handle operating force.

Note: Measurements may vary ± 6mm (0.25")

Refer to [www.spectselect.com](http://www.spectselect.com) for individual models.

Note: Use this page as a product submittal sheet.