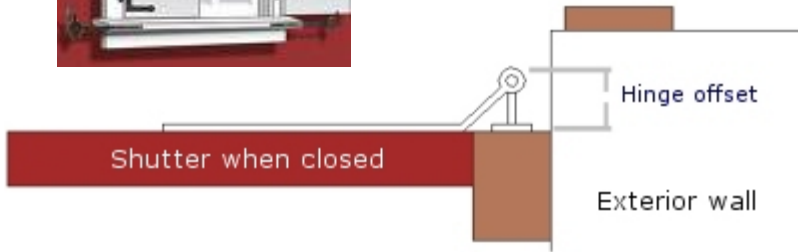




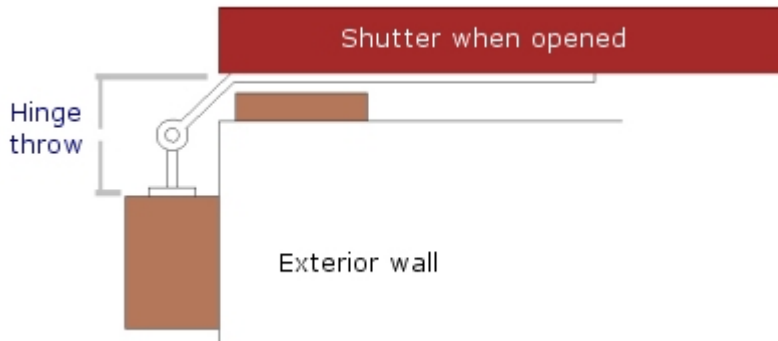
Exterior Blind Hinge & S Hook Installation Diagrams



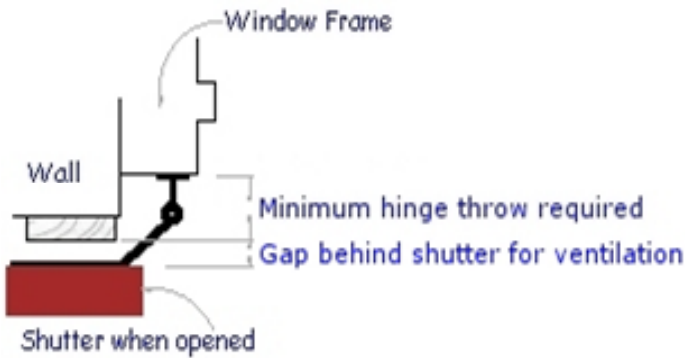
Hinge - Offset Options

Pintels are mounted to the window frame and provide the necessary offset based on the type of exterior siding.

- 1 1/16" – Wood Siding
- 2 1/8" – Brick Siding
- 4 1/4" – Stone Siding



Shutter Hinges attach to the front of the shutter so that when the shutters are closed the strap is visible. Two hinges are used per shutter (top and bottom).



'S' Hook with Non-Rattling Spring requires a minimum space of 1 3/8" between the house and the shutter. One S Hook is used per shutter and is attached with a lag bolt.

