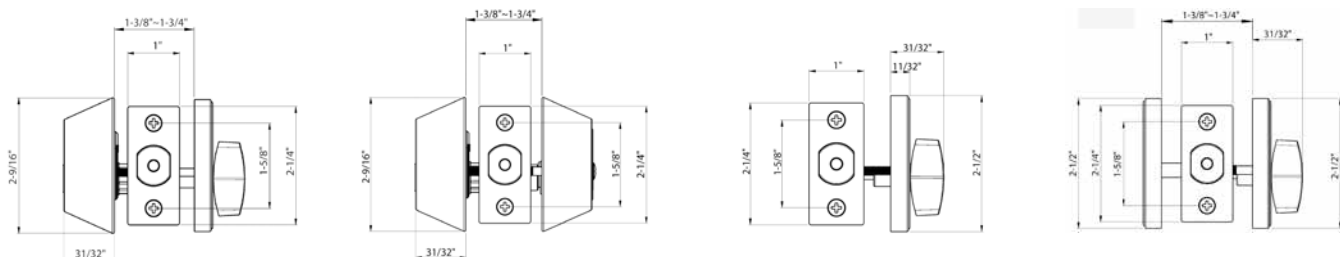


DEADBOLTS



DIMENSIONS



Single Cylinder (200)



Double Cylinder (210)



One-Sided Half Bore (205)



One-Sided Full Bore (206)

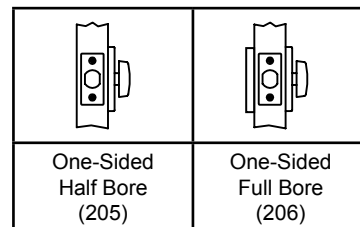
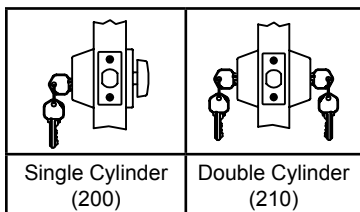
STANDARD SPECIFICATIONS

Door Prep	Cross bore: 2-1/8" Edge bore: 1" Latch face: 1" x 2-1/4" *205's Require Special 1-3/4" Cross Bore	Latches	Deadbolt: 2-3/8" & 2-3/4" adjustable (9092) Faceplate: 1" x 2-1/4" round corner Bolt: 1" Solid Brass throw with hardened steel rod
Backset	Fits 2-3/8" and 2-3/4"	Strikes	2-1/4" full lip round corner (9113 & 9117)
Door Thickness	1-3/8" ~ 1-3/4" standard. 2-1/4" Ext. Kit Available	Wood Screws	Combination screws that suit both wood or metal door mounting
Cylinder	KW1 5-pin standard (Solid Brass) SC1 5-Pin optional. Deadbolts packed KA5	Door Handing	Not Required

PRICING

Model	Function	WT/ LB	CTN QTY	Lifetime	US32D	US3	US15	US5	US26	US15A	US10B	US12P	
200-B	Single Cylinder	27 Lbs	20 Pcs	Item No.	2SD003	231002	231003	231004	231005	231006	231008	231009	231007
				List Price									
210-B	Double Cylinder	32 Lbs	20 Pcs	Item No.	2DD013	231012	231013	231014	231015	231016	231018	231019	231017
				List Price									
205-B	One-Sided (Half Bore)	15 Lbs	20 Pcs	Item No.	—	235002	235003	235004	235005	—	235008	235009	235007
				List Price									
206-B	One-Sided (Full Bore)	15 Lbs	20 Pcs	Item No.	—	—	—	236004	—	—	236008	—	—
				List Price									

FUNCTIONS



THE DELANEY CO.

Copyright © THE DELANEY CO. All rights reserved.