

**PARTS LIST / LISTE DES PIÈCES / LISTA DE PIEZAS**

**ITEM NO./NO D'ARTICLE./ARTICULONO: P119320**


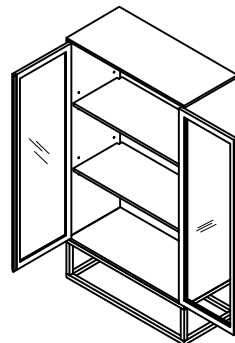
**DESCRIPTION/ LA DESCRIPTION/ DESCRIPCIÓN: CABINET /ARMOIRE /ARMARIO**

**▲ WARNING**

Serious or fatal crushing injuries can occur from furniture tip-over. To help prevent tip-over:

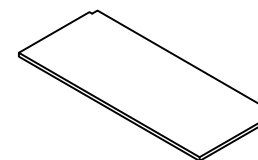
- install tip-over restraint provided.
- Place heaviest items in the lowest drawers.
- Do not set TV's or other heavy objects on top of this product unless the product is specifically designed to accommodate them.
- Never allow children to climb or hang on drawers, doors, or shelves.
- Never open more than one drawer at a time (OR)
- Do not defeat or remove the drawers interlock system.

Use of tip-over restraints may only reduce, but not eliminate, the risk of tip-over. this is a permanent label. Do not remove!

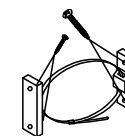
**A**

x1 CABINET  
x1 ARMOIRE  
x1 ARMARIO



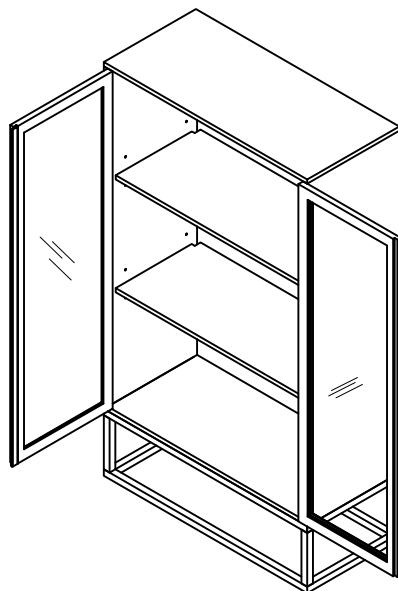
**B**

x2 Wood Shelf \*  
x2 étagère  
x2 Repisa




**C**

x1 Tipping restraint  
x1 Liste des pièces de quincaillerie antibasculement  
x1 Abrazadera antivuelco



\*Replaceable Part

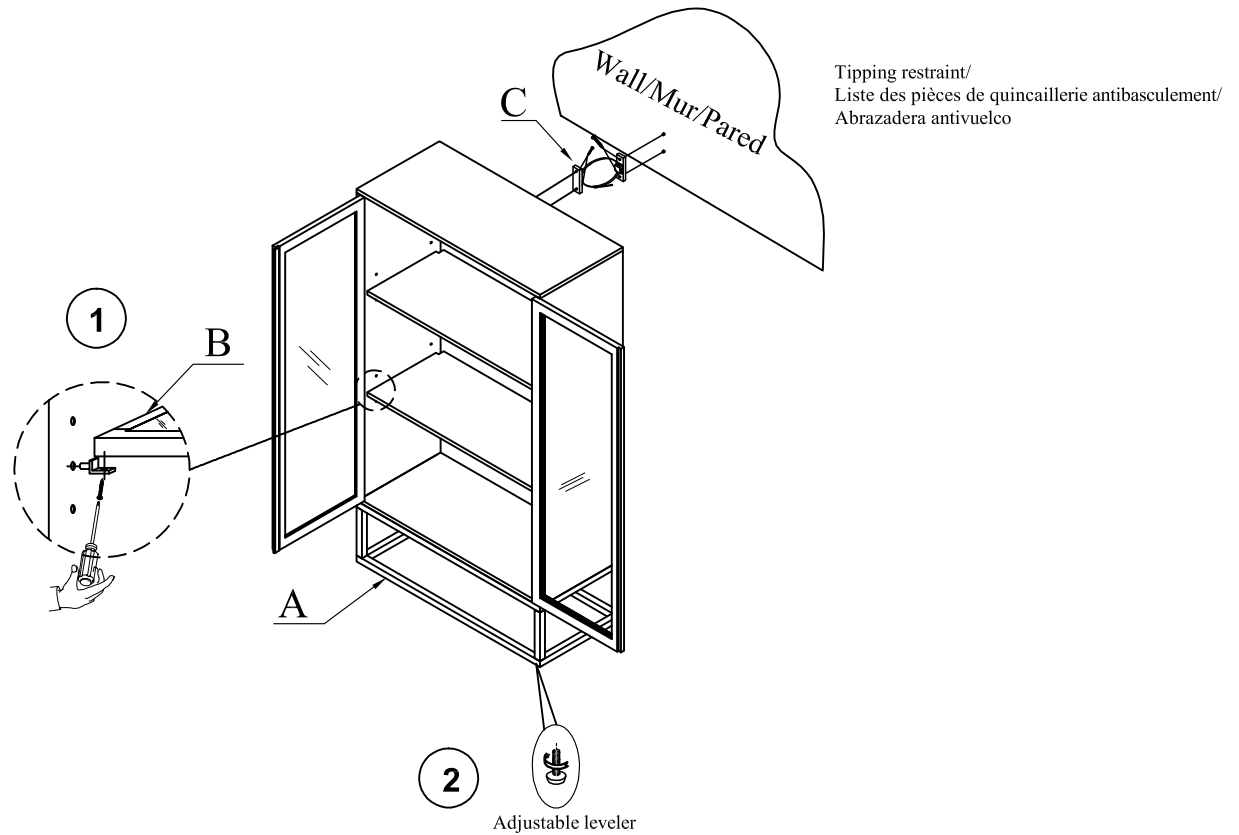


**ASSEMBLY INSTRUCTIONS/ NOTICE DE MONTAGE/ INSTRUCCIONES DE MONTAJE**


**ITEM NO./NO D'ARTICLE./ARTICULONO: P119320**

**DESCRIPTION/ LA DESCRIPTION/ DESCRIPCIÓN: CABINET /ARMOIRE /ARMARIO**

	<b>▲ WARNING</b>
	<p>Serious or fatal crushing injuries can occur from furniture tip-over. To help prevent tip-over:</p> <ul style="list-style-type: none"><li>• install tip-over restraint provided.</li><li>• Place heaviest items in the lowest drawers.</li><li>• Do not set TV's or other heavy objects on top of this product unless the product is specifically designed to accommodate them.</li><li>• Never allow children to climb or hang on drawers, doors, or shelves.</li><li>• Never open more than one drawer at a time (OR)</li><li>• Do not defeat or remove the drawers interlock system.</li></ul> <p>Use of tip-over restraints may only reduce, but not eliminate, the risk of tip-over. this is a permanent label. Do not remove!</p>



\*Replaceable Part



**REPLACEABLE PART / PARTIE REMPLAÇABLE / PARTE REEMPLAZABLE**

**ITEM NO./NO D'ARTICLE./ARTICULONO: P119320**


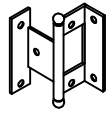
**DESCRIPTION/ LA DESCRIPTION/ DESCRIPCIÓN: CABINET / ARMOIRE / ARMARIO**

**▲ WARNING**

Serious or fatal crushing injuries can occur from furniture tip-over. To help prevent tip-over:

- install tip-over restraint provided.
- Place heaviest items in the lowest drawers.
- Do not set TV's or other heavy objects on top of this product unless the product is specifically designed to accommodate them.
- Never allow children to climb or hang on drawers, doors, or shelves.
- Never open more than one drawer at a time (OR)
- Do not defeat or remove the drawers interlock system.

Use of tip-over restraints may only reduce, but not eliminate, the risk of tip-over. this is a permanent label. Do not remove!

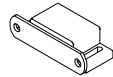
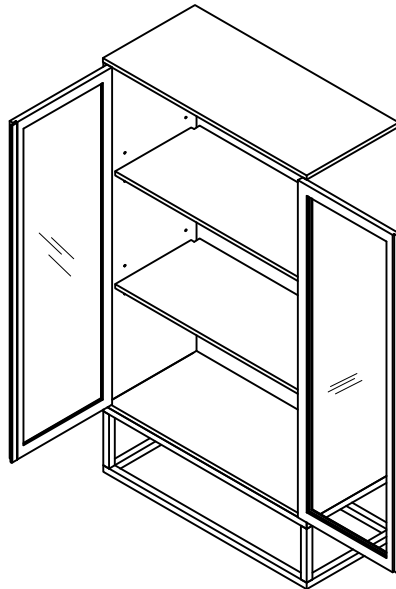
x6 **P119320 HINGE** \*  
 Door Hinge  
 Charnière  
 Bisagra



x8 **P119320 CLIP** \*  
 Shelf Clip  
 Supports pour Tablette  
 Soporte De Les Repisas



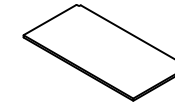
x4 **RC-FG-BROWN** \*  
 Brown Leveler  
 Patin réglable  
 Nivelador



x4 **P119320 CATCH** \*  
 Door Catch  
 Catch de aimant  
 Captura de iman



x2 **P119320 KNOB** \*  
 Knob with Screw  
 POIGNÉE et vis  
 TIRADOR y Tornillo



x2 **RP119320-SHELF** \*  
 Wood Shelf  
 Étagère  
 Estante

\*Replaceable Part