

## SPECIFICATIONS

### SINGLE CONTROL PRESSURE BALANCE MIXING VALVE LESS SCREWDRIVER STOPS

#### Model

D115500BT

#### Description

- Washerless cartridge
- With temperature limit adjustment
- Combination 1/2" copper sweat/IPS 4-port hook up
- Back-to-back installation feature
- Mounting bracket & plaster guard included
- Valve will perform at ASSE 1016 standards when flow rate is restricted to 2.0gpm

#### Standards



- UPC/cUPC

MEETS ASME  
A112.18.1M/ A112.18.1

- ASME A112.18.1M/ A112.18.1

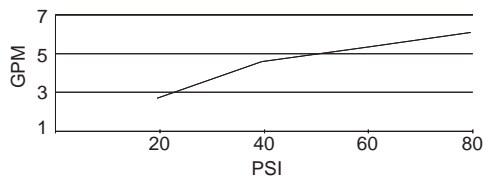
MEETS ASSE  
1016

- ASSE 1016

#### Warranty

Danze products are covered by a manufacturer's limited "lifetime" warranty for manufacturing defects.

#### Flow Rate



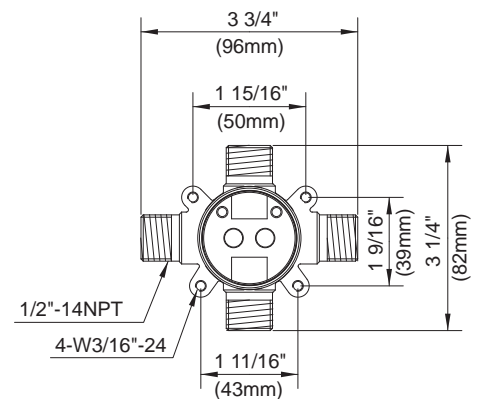
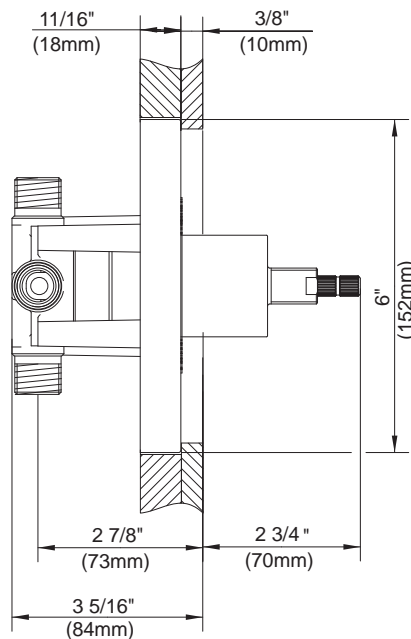
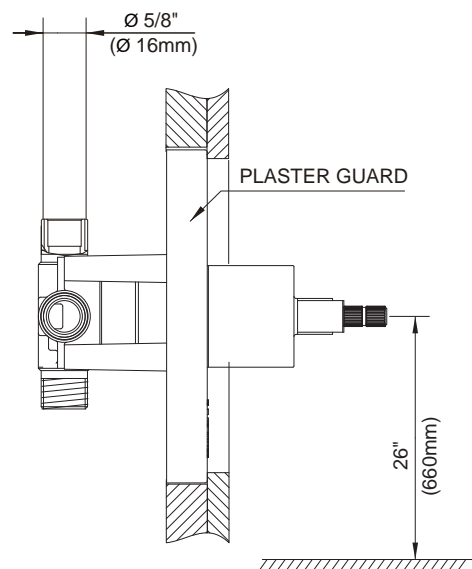
#### Special Packaging

- Trim kits for this valve are packaged separately. Fits all Danze single handle tub/shower & shower only trims
- Model numbers for trim kit items include the suffix "T"



#### Finishes Available

- Rough Brass



#### Submittal Information:

Job Name: \_\_\_\_\_

Location: \_\_\_\_\_

Contractor: \_\_\_\_\_

Contact #: \_\_\_\_\_

## SPECIFICATIONS

### EASTHAM™ TWO HANDLE WIDESPREAD LAVATORY FAUCET

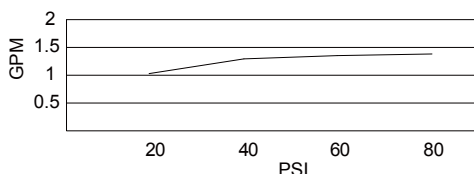
#### Model

D304015

#### Description

- Ceramic disc cartridges
- Metal lever handles
- 1.5GPM (5.7L/min) maximum aerator @60 psi
- Widespread, 6" to 12" centers
- 3-hole installation
- 50/50 Pop-up drain

#### Flow Rate



#### Standards



Certified to NSF/ANSI 61 Section 9

- NSF 61-9
- Energy Policy Act of 1992



NSF/ANSI 372

- ASME A112.18.1M/A112.18.1
- NSF/ANSI 372



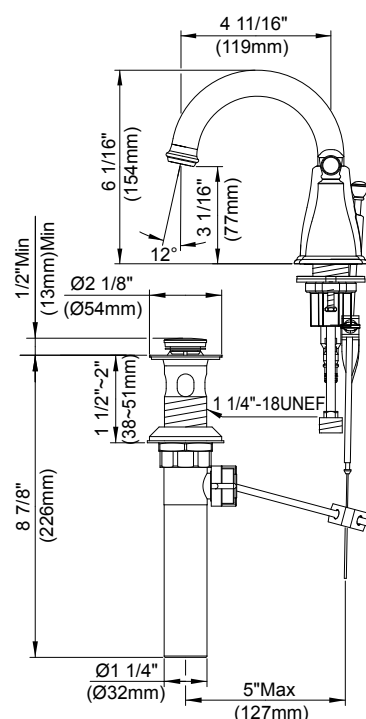
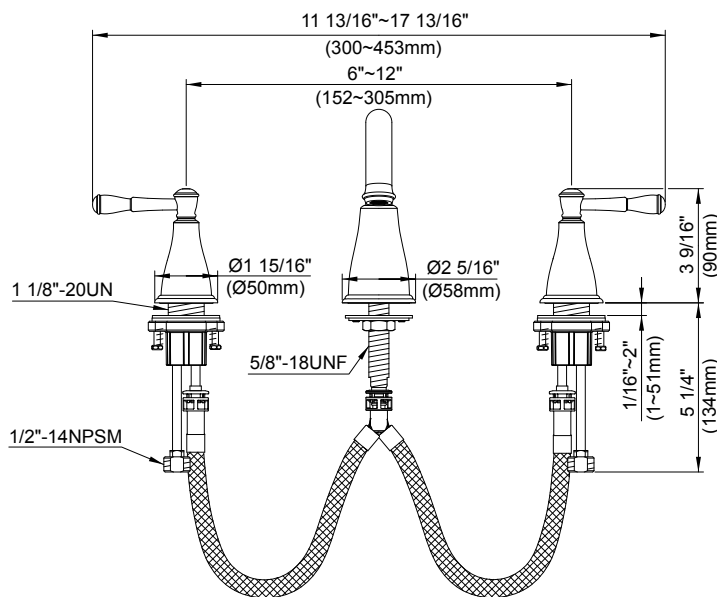
- ADA Accessibility Guidelines for Buildings and Facilities - 4.27.4 Controls and Mechanisms

#### Warranty

Danze products are covered by a manufacturer's limited "lifetime" warranty for manufacturing defects.

#### Finishes Available

- Chrome
- Other: Refer to Price List for additional finish



\* Installation method shown is for deck thickness of less than 1". If the installation is for deck thickness between 1" and 2", the sleeve nut needs to be reversed.

Submittal Information:

Job Name: \_\_\_\_\_

Contractor: \_\_\_\_\_

Location: \_\_\_\_\_

Contact #: \_\_\_\_\_

## SPECIFICATIONS

## EASTHAM™ TRIM ONLY SINGLE HANDLE PRESSURE BALANCE TUB &amp; SHOWER FAUCET

**Model**

D510015T

**Description**

- 4 1/2" bell style showerhead
- All brass 6" shower arm
- Diverter on spout
- Use with valve: D112000BT (w/stops) or D115000BT (w/o stops)

**Standards**

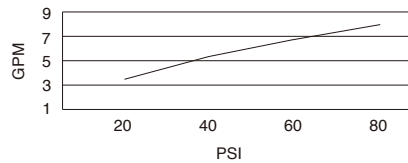
- UPC/cUPC
- Energy Policy Act of 1992

MEETS ASME  
A112.18.1

- ASME A112.18.1



- ADA Accessibility Guidelines for Buildings and Facilities - 4.27.4 Controls and Mechanisms

**Flow Rate****Finishes Available**

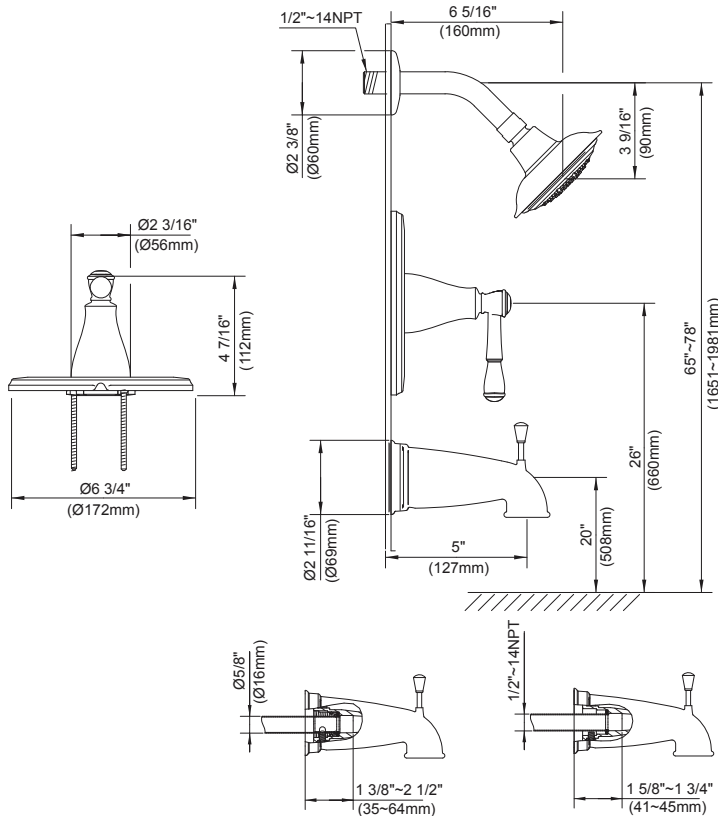
- Chrome
- Brushed Nickel

**Finishes Available**

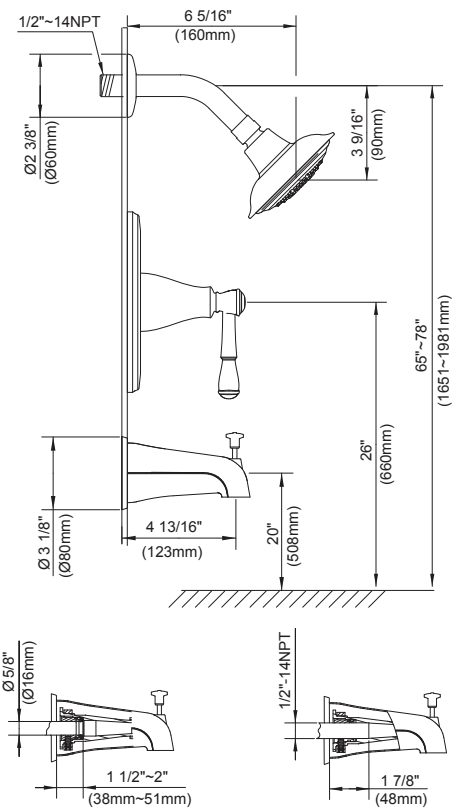
- Tumbled Bronze

**Warranty**

Danze products are covered by a manufacturer's limited "lifetime" warranty for manufacturing defects.



For Chrome and Brushed Nickel finishes



For Tumbled Bronze finish only

**Submittal Information:**

Job Name: \_\_\_\_\_

Location: \_\_\_\_\_

Contractor: \_\_\_\_\_

Contact #: \_\_\_\_\_