



WALL

MESMERIST™
GLAZED CERAMIC

MESMERIST™

GLAZED CERAMIC

Spellbound Style

Mesmerist™ captivates with six alluring colors revealing the look of handmade ceramic tile. The luring beauty demonstrated by Mesmerist's variation in color and structure gives you a captivating space. Bewitching rectangular and hexagonal wall tiles with an arabesque mosaic add a shimmering touch of mystery to your enchanting design.

- **BECKONING BRILLIANCE**
 - Uneven edges, undulating structure and variation in color from piece to piece creates beguiling designs
 - Six captivating colors enhance its hypnotizing, handmade look
- **ENCHANTING OPTIONS**
 - Rectangular wall tile offered in 3x12 and 3x6
 - 4" hexagon creates wondrous visuals
 - Popular arabesque mosaic for cultured detail
 - Jolly can be used as a liner, trim or decorative accent

WALL

USAGE



FLOOR



WALL



COUNTERTOP



SHOWER FLOOR



EXTERIOR FLOOR



STEPWISE™



TRU-EDGE™



MADE IN THE U.S.A.



LARGE FORMAT



MOSAIC/DECO



ENCAUSTIC



TERRAZZO



PAVER



CUSTOMIZE



FLEXFIT™



GLAZED CERAMIC

LOW HIGH

SPECIAL FEATURES

Cover photo features Mesmerist™ Spirit 4" hexagon glossy on the wall and Perpetuo™ Elegant Beige 12 x 24 matte on the floor. Above photo features Mesmerist Allure arabesque mosaic glossy on the side wall and Perpetuo Timeless White 24 x 24 matte on the floor.

NOT APPLICABLE FOR ALL PRODUCTS IN THIS SERIES. SEE CHARTS FOR FULL PRODUCT DETAILS.

SIZES:



3 x 12
Wall Tile



3 x 6
Wall Tile



4" Hexagon
Wall Tile



Arabesque
Mosaic

FINISHES: GLOSSY

COLOR PALETTE



SPIRIT




TRANCE



CHARM



WHIMSY



ALLURE



MYSTIQUE

WALL TILE



SPIRIT MM30



TRANCE MM31



CHARM MM32



WHIMSY MM34



ALLURE MM33



MYSTIQUE MM35

4" HEXAGON WALL TILE



SPIRIT MM30



TRANCE MM31



CHARM MM32



WHIMSY MM34



ALLURE MM33



MYSTIQUE MM35

ARABESQUE MOSAIC



SPIRIT MM30



TRANCE MM31



CHARM MM32



WHIMSY MM34



ALLURE MM33



MYSTIQUE MM35



STAINPROOF



DENTPROOF



FIRE-RESISTANT



SIMPLICLEAN™

MESMERIST™

GLAZED CERAMIC

WALL

SIZES

			Thickness	Sq. Ft./ Carton	Pieces/ Carton
	3 x 12 Wall Tile	(3" x 11-13/16") (7.50 cm x 30.00 cm)	5/16"	12.00	48
	3 x 6 Wall Tile	(2-15/16" x 5-7/8") (7.46 cm x 14.79 cm)	5/16"	11.40	100
	4" Hexagon Wall Tile	(4-1/4" x 4-7/8") (10.92 cm x 12.40 cm)	5/16"	3.00	30
	Arabesque Mosaic (Dot-mounted)	(11" x 12" Sheet) (27.94 cm x 30.48 cm Sheet)	1/4"	7.40	10

APPLICATIONS

	Target DCOF wet	Suitable
Dry & Level – Interior Floor	N/A	
Wet & Level – Interior Floor	≥ 0.42	
Shower Floors (Residential or Light Commercial)	≥ 0.42	
Exterior Floor Applications (including patios, pool decking & other wet areas with minimal footwear)	≥ 0.60	
Ramps & Inclines	≥ 0.65	
Walls/Backsplashes	N/A	✓
Countertops	N/A	
Pool Linings	N/A	✓*

A DCOF value of ≥0.42 is the standard for tiles specified for level interior spaces expected to be walked upon when wet, as stated in ANSI A137.1-A326.3. For more information about DCOF and the DCOF AcuTest™, visit daltille.com/DCOF.

APPLICATION NOTES:


Suitable for exterior applications (provided it is noted as suitable in the applications chart above) in non-freezing climates, when proper installation methods are followed.

*Mosaic tile only




All or select items within this series meet the requirements for these qualifications. For more information, visit daltille.com.

TRIM

Type	Number	Size	Pieces/ Carton
 12" Jolly	S1/212J	1/2 x 11-15/16	12

INSTALLATION

Grout Joint Recommendation	Shade Variation
Wall: 3 x 6 & 3 x 12: 1/8" 4" Hexagon: 1/16" Mosaic: 1/8"	 Random (V4)

PERFORMANCE CHARACTERISTICS

	ASTM#	Wall Result	Mosaic Result
Water Absorption	C373	< 20.0%	< 3.0%
Breaking Strength	C648	120-230 lbs	> 250 lbs
Scratch Hardness	MOHS	4.0 - 6.0	4.0 - 6.0
Chemical Resistance	C650	Resistant	Resistant

For additional information on test results, visit us at: daltille.com/information/TestResults.

NOTES

Since there are variations in all fired ceramic and natural products, tile and trim supplied for your particular installation may not match samples. Final confirmation should be made from actual tiles and trim prior to installation. Manufactured in accordance with ANSI A137.1 standards.

For additional information refer to "Factors to Consider" at: daltille.com/Factors.

Random visuals enhance the natural beauty of this product. To achieve optimal results, all tile should be selected from multiple cartons and shading and graphic arrangement planned prior to installation.



7834 C.F. Hawn Freeway,
Dallas, Texas 75217 | 1.800.933.TILE

To view the complete collection of Daltille® products and information, visit our website at daltille.com.

