

**MARBLE
LOOK**

USAGE



FLOOR



WALL



COUNTERTOP



SHOWER
FLOOR



EXTERIOR
FLOOR



STEPWISE™



TRU-EDGE™



MADE IN
THE U.S.A.



LARGE
FORMAT



MOSAIC/
DECO



ENCAUSTIC



TERRAZZO



PAVER



CUSTOMIZE



FLEXFIT™



SEE CHARTS FOR FULL
PRODUCT DETAILS

SPECIAL FEATURES

SIZES:



12 x 24
Floor Tile



12 x 12
Floor Tile



4 x 12
Wall Tile



2 x 2
Mosaic

FINISHES: MATTE


GLAZED PORCELAIN FLOOR TILE



CALACATTA SKY CT75



CLOSE-UP



CALACATTA EMPIRE CT76




CLOSE-UP

GLAZED CERAMIC MOSAIC TILE



CALACATTA SKY CT75



CALACATTA EMPIRE CT76



SLIP RESISTANT



WATERPROOF



STAINPROOF



DENTPROOF



SCRATCH-RESISTANT



FIRE-RESISTANT







CLIMATEPRO™



SIMPLICLEAN™

SIZES

			Thickness	Sq. Ft./ Carton	Pieces/ Carton
	12 x 24 Floor Tile	11-13/16" x 23-13/16" (30.00 cm x 60.48 cm)	5/16"	15.60	8
	12 x 12 Floor Tile▼	11-13/16" x 11-13/16" (30.00 cm x 30.00 cm)	5/16"	14.55	15
	4 x 12 Wall Tile	(4-1/4" x 12-7/8") (10.91 cm x 32.77 cm)	5/16"	10.64	28
	2 x 2 Mosaic (Dot-mounted)	12" x 24" Sheet (30.48 cm x 60.96 cm Sheet)	1/4"	24.00	12

▼ Calacatta Empire CT76 only

APPLICATIONS

	Target DCOF wet	Suitable
Dry & Level – Interior Floor	N/A	✓**
Wet & Level – Interior Floor	≥ 0.42	✓**
Shower Floors (Residential or Light Commercial)	≥ 0.42	✓*
Exterior Floor Applications (including patios, pool decking & other wet areas with minimal footwear)	≥ 0.60	
Ramps & Inclines	≥ 0.65	
Walls/Backsplashes	N/A	✓
Countertops	N/A	✓**
Pool Linings	N/A	✓*

A DCOF value of ≥0.42 is the standard for tiles specified for level interior spaces expected to be walked upon when wet, as stated in ANSI A137.1-A326.3. For more information about DCOF and the DCOF AcuTest™, visit daltile.com/DCOF.

APPLICATION NOTES:

Floor tile suitable for exterior applications (provided it is noted as suitable in the applications chart above) in freezing and non-freezing climates, when proper installation methods are followed.

Wall tile is suitable for exterior applications (provided it is noted as suitable in the applications chart above) in freezing and non-freezing climates, when proper installation methods are followed



* Mosaic tile only

** Wall tile not suitable for this application.



All or select items within this series meet the requirements for these qualifications. For more information, visit daltile.com.

TRIM

	Type	Number	Size	Pieces/ Carton
	Jolly	S-1/212J	1/2 x 12	12
	Bullnose	P-43C9	3 x 12	30

INSTALLATION

Grout Joint Recommendation	Shade Variation
----------------------------	-----------------

Floor: 3/16" (Overlap should not exceed 33% when installing tile with a length 15" or greater in a staggered brick-joint pattern. When multiple sizes are installed in a modular pattern, please specify same size caliber at time of order.)



Wall: 1/16" (When rectangular size is installed in a staggered brick-joint pattern, overlap should not exceed 33%.)

Mosaic: 1/8"

PERFORMANCE CHARACTERISTICS

	ASTM#	Floor Result	Wall Result	Mosaic Result
Water Absorption	C373	< 0.5%	< 20.0%	< 3.0%
Breaking Strength	C648	> 275 lbs	120-230 lbs	> 250 lbs
Scratch Hardness	MOHS	8.0	4.0-6.0	8.0
Chemical Resistance	C650	Resistant	Resistant	Resistant

For additional information on test results, visit us at: daltile.com/information/TestResults.

DURABILITY

Floor Surface Wear Resistance

1 Residential Bathrooms	3	All Residential / Light Commercial
2 All Residential Areas	④	All Residential / Commercial

NOTES

Since there are variations in all fired ceramic and natural products, tile and trim supplied for your particular installation may not match samples. Final confirmation should be made from actual tiles and trim prior to installation. Manufactured in accordance with ANSI A137.1 standards.

Not for use on ramps. Water, oil, grease, improper drainage and certain footwear can create slippery conditions. Floor applications expected to be exposed to these conditions require extra caution in product selection.

For additional information refer to "Factors to Consider" at: daltile.com/Factors.

Special consideration needs to be given when installing tiles greater than 15 inches. Please refer to daltile.com/LargeTiles for more information.

Special care should be taken when grouting with dark pigmented colors. A grout release is recommended to prevent finely powdered pigments from lodging in the pores of the surface. Use of a latex modified thin-set is recommended for installation.



7834 C.F. Hawn Freeway,
Dallas, Texas 75217 | 1.800.933.TILE

To view the complete collection of Daltile® products and information, visit our website at daltile.com.



©2021 Daltile (1/21)