



QUARRY

FLOOR
QUETREAD™ & PAVER
QUARRY



 **dalTile**[®]
IMAGINE WHAT'S POSSIBLE™

FLOOR

QUETREAD™ & PAVER

QUARRY

High-Traffic Champion

The QueTread™ & Paver collection offers a new dimension for high-traffic solutions. Featuring an exceptionally rich portfolio of four tactile neutral colors, this collection allows designers to create visually stimulating spaces in full harmony within surrounding environments. An all new raised linear surface tread pattern prevents grease and water from building up beneath your feet. Its extraordinarily hard wearing, dense, and high impact resistance make it durable enough for interior and exterior use and the perfect solution for all commercial applications.

• NATURAL RESISTANCE

- Available in a smooth paver surface and a linear textured tread surface
- Durable, natural product with low moisture absorption
- Textured surface provides excellent slip-resistance

• COMMERCIAL APPEAL

- Withstands extreme amounts of weight such as kitchen equipment and auto displays
- Tread linear surface prevents grease and water building under feet
- Easy to install and maintain, making it ideal for patio flooring

QUARRY

USAGE



SPECIAL FEATURES

SEE CHARTS FOR FULL PRODUCT DETAILS


Cover photo features QueTread™ Red tread surface on the floor. Above photo features QueTread™ Gray paver surface on the floor.

SIZES:

□ 6 x 6
 Floor Tile

FINISHES: MATTE | TEXTURED

SURFACE – PAVER



RED OQ90 (1)



BEIGE OQ94 (2)



GRAY OQ92 (2)



CHARCOAL OQ96 (2)

SURFACE – TREAD



RED OQ90 (1)



BEIGE OQ94 (2)



GRAY OQ92 (2)



CHARCOAL OQ96 (2)

(1) and (2) indicate price groups, (1) being the least expensive.

PATTERN GUIDE – SHOWN IN GRAY OQ92



For general installations like commercial kitchen floors QueTread™ tread surface tiles must be installed in an alternating grid pattern for required slip resistance.



QueTread™ tread surface tiles may be installed in a linear pattern for areas such as hallways, when the traffic flows across the tread.



SLIP RESISTANT



WATERPROOF



STAINPROOF



DENTPROOF



SCRATCH-RESISTANT



FIRE-RESISTANT




CLIMATEPRO™



SIMPLICLEAN™

SIZES

			Thickness	Sq. Ft./ Carton	Pieces/ Carton
	6 x 6 Floor Tile	(6" x 6") (15.20 cm x 15.20 cm)	1/2"	11.00	44

APPLICATIONS

	Target DCOF wet	Suitable
Dry & Level – Interior Floor	N/A	✓
Wet & Level – Interior Floor	≥ 0.42	✓
Shower Floors (Residential or Light Commercial)	≥ 0.42	✓
Exterior Floor Applications (including pool decking & other wet areas with minimal footwear)	≥ 0.60	✓
Subject to Oils		✓
Ramps & Inclines	≥ 0.65	
Walls/Backsplashes	N/A	✓
Countertops	N/A	✓
Pool Linings	N/A	✓

A DCOF value of ≥0.42 is the standard for tiles specified for level interior spaces expected to be walked upon when wet, as stated in ANSI A137.1-A326.3. For more information about DCOF and the DCOF AcuTest™, visit daltille.com/DCOF.

APPLICATION NOTES:

Suitable for exterior applications in freezing and non-freezing climates, when proper installation methods are followed.

Suitable for industrial installation requiring high compressive strength.

Subject to Oils: Absorbs oils, grease and other liquids to keep floors slip-resistant, yet does not contaminate the surface. Proper cleaning methods easily remove any contaminants that do get absorbed into the tile.


INSTALLATION

Grout Joint Recommendation	Shade Variation
3/8"	 Medium (V2)



All or select items within this series meet the requirements for these qualifications. For more information, visit daltille.com.

TRIM

	Type	Number	Size	Pieces/ Carton
	Bullnose	Q-1665*	6 x 6	44
	Bullnose Corner	QCRL-1665*	6 x 6	44
	Round Top Cove Base	Q-3565**	5 x 6	44
	Round Top Cove Base Corner Right	QCR-3565**	5 x 6	20
	Round Top Cove Base Corner Left	QCL-3565**	5 x 6	20
	Cove Base Inside Corner	QB-3565**	1 x 5	25

* Cove base trim is intended to coordinate with floor tile in the standard 90-degree installation position.

** Trim is only available with the (smooth) Paver surface. Tread surface is not available on trim.

PERFORMANCE CHARACTERISTICS

	ASTM#	Result
Water Absorption	C373	< 3.0%
Breaking Strength	C648	> 350 lbs
Scratch Hardness	MOHS	7.0
Chemical Resistance	C650	Resistant

For additional information on test results, visit us at: daltille.com/information/TestResults.

DURABILITY

Floor Surface Wear Resistance

1 Residential Bathrooms	3 All Residential / Light Commercial
2 All Residential Areas	④ All Residential / Commercial

NOTES

Since there are variations in all fired ceramic and natural products, tile and trim supplied for your particular installation may not match samples. Final confirmation should be made from actual tiles and trim prior to installation. Manufactured in accordance with ANSI A137.1 standards.

Not for use on ramps. Water, oil, grease, improper drainage and certain footwear can create slippery conditions. Floor applications expected to be exposed to these conditions require extra caution in product selection.

For additional information refer to "Factors to Consider" at: daltille.com/Factors.

Special care should be taken when grouting; a grout release is recommended to prevent finely powdered pigments from lodging in the pores of the tile surface.

It is necessary to follow the proper procedures and recommendations from the grout and maintenance products' manufacturers.