



STONE LOOK

VERTUO™  
COLORBODY™ PORCELAIN FLOOR & MOSAIC



 **dalTile**®  
IMAGINE WHAT'S POSSIBLE™

# VERTUO™

COLORBODY™ PORCELAIN FLOOR & MOSAIC

## Back to Essentials

Dramatic marble & stone look ColorBody™ porcelain tile, Vertuo™, provides the perfect answer for luxurious tastes craving durability, all while using the essential color blocks of black, white and grey. The line features several unique large sizes, an all new 8 x 48 plank size in marble look visuals, plus a chevron mosaic – all of which have coordinating colors and graphics allowing for a truly masterful design.

### • FLEXIBLE CREATIVITY

- Offered in six neutral yet powerful colors
- Inspired by the dramatic Belvedere & Orca Marbles
- Mix and match between solids & stria visuals

### • IMPRESSIVE FEATURES

- Four unique sizes offered for the floor
- Coordinating Chevron Mosaics available in all six color palettes
- TruEdge™ technology implemented for minimal grout joints



Cover photo features Vertuo™ Stria Maestro 8 x 48 in a herringbone pattern on the floor with Maestro 24 x 48 on the columns. Above photo features Vertuo™ Stria Maestro 8 x 48 in a herringbone pattern on the floor.

STONE  
LOOK

USAGE



SPECIAL FEATURES

SEE CHARTS FOR FULL  
PRODUCT DETAILS

SIZES:



24 x 48  
Floor Tile



24 x 24  
Floor Tile



24 x 24  
Paver Tile



8 x 48  
Floor Tile



12 x 24  
Floor Tile




Chevron  
Mosaic

FINISHES: MATTE


FLOOR TILE



MAESTRO VR10




COMPOSER VR11




BRAVURA VR12


FLOOR TILE – STRIA



STRIA MAESTRO VR13



STRIA COMPOSER VR14



STRIA BRAVURA VR15

CHEVRON MOSAIC



MAESTRO VR10



COMPOSER VR11


CHEVRON MOSAIC – STRIA




STRIA MAESTRO VR13



STRIA COMPOSER VR14



BRAVURA VR12



STRIA BRAVURA VR15



SLIP RESISTANT



WATERPROOF



STAINPROOF



DENTPROOF



SCRATCH-RESISTANT\*  
\*Applicable to products with Matte and Textured Finishes



FIRE-RESISTANT\*  
\*Not Applicable to Mesh-Mounted Mosaics



CLIMATEPRO™









SIMPLICLEAN™

# VERTUO™

COLORBODY™ PORCELAIN FLOOR & MOSAIC

STONE LOOK

## SIZES

			Thickness	Sq. Ft./ Carton	Pieces/ Carton
	24 x 48 Floor Tile	(23-3/8" x 46-15/16") (59.44 cm x 119.30 cm)	5/16"	15.26	2
	24 x 24+ Floor Tile	(23-3/8" x 23-3/8") (59.44 cm x 59.44 cm)	5/16"	15.20	4
	24 x 24++ Paver Tile	23-3/8" x 23-3/8" (59.44 cm x 59.44 cm)	13/16" (2 cm)	7.60	2
	8 x 48 Floor Tile	(7-3/4" x 46-15/16") (19.71 cm x 119.30 cm)	5/16"	15.18	6
	12 x 24 Floor Tile	(11-5/8" x 23-3/8") (29.56 cm x 59.44 cm)	5/16"	15.12	8
	2 x 5 Chevron Mosaic Mesh-mounted	(12" x 12" Sheet) (30.48 cm x 30.48 cm Sheet)	5/16"	7.70	10

+ Available in VR10, VR11, & VR12 only

++ Available in VR10 & VR11 only

## APPLICATIONS

	Target DCOF wet	Suitable
Dry & Level – Interior Floor	N/A	✓
Wet & Level – Interior Floor	≥ 0.42	✓
Shower Floors (Residential or Light Commercial)	≥ 0.42	✓*
Exterior Floor Applications (including pool decking & other wet areas with minimal footwear)	≥ 0.60	✓**
Ramps & Inclines	≥ 0.65	
Walls/Backsplashes	N/A	✓
Countertops	N/A	✓
Pool Linings	N/A	✓*

A DCOF value of ≥0.42 is the standard for tiles specified for level interior spaces expected to be walked upon when wet, as stated in ANSI A137.1-A326.3. For more information about DCOF and the DCOF AcuTest™, visit [daltile.com/DCOF](http://daltile.com/DCOF).




### APPLICATION NOTES:

Suitable for exterior applications (provided it is noted as suitable in the applications chart above) in freezing and non-freezing climates, when proper installation methods are followed.

\* Mosaic tile only

\*\* Paver tile only

## TRIM


Type	Number	Size	Pieces/ Carton
	P-43F9	3 x 24	10
	P-36C9TB	6 x 12	22
	PC-36C9TB	6 x 1	15

Cove base trim is intended to coordinate with floor tile in the standard 90-degree installation position.

Cove base and cove corner trim are suitable for non-freezing climates only.

+ Available in VR10, VR11, & VR12 only

## INSTALLATION

Grout Joint Recommendation	Shade Variation
<b>Floor:</b> 1/8" (3/16" when installing tile with a length 15" or greater in a staggered brick-joint pattern; overlap should not exceed 33%).	 High (V3)
<b>Mosaic:</b> 1/8"	

## PERFORMANCE CHARACTERISTICS

	ASTM#	Floor/Mosaic Result	Paver Result
Water Absorption	C373	< 0.5%	< 0.5%
Breaking Strength	C648	> 275 lbs	> 2,000 lbs
Scratch Hardness	MOHS	8.0	8.0
Chemical Resistance	C650	Resistant	Resistant

For additional information on test results, visit us at: [daltile.com/information/TestResults](http://daltile.com/information/TestResults).

## DURABILITY

### Floor Surface Wear Resistance

1	Residential Bathrooms	3	All Residential / Light Commercial
2	All Residential Areas	④	All Residential / Commercial

## NOTES

Since there are variations in all fired ceramic and natural products, tile and trim supplied for your particular installation may not match samples. Final confirmation should be made from actual tiles and trim prior to installation. Manufactured in accordance with ANSI A137.1 and ANSI A137.3 standards.

Not for use on ramps. Water, oil, grease, improper drainage and certain footwear can create slippery conditions. Floor applications expected to be exposed to these conditions require extra caution in product selection.

For additional information refer to "Factors to Consider" at: [daltile.com/Factors](http://daltile.com/Factors).

Special consideration needs to be given when installing tiles greater than 15 inches. Please refer to [daltile.com/LargeTiles](http://daltile.com/LargeTiles) for more information.

Special care should be taken when grouting with dark pigmented colors. A grout release is recommended to prevent finely powdered pigments from lodging in the pores of the surface. Use of a latex modified thin-set is recommended for installation.

 **PRE-CONSUMER RECYCLED MATERIALS**

 **MADE IN THE U.S.A.**

 **REVEAL IMAGING®**

All or select items within this series meet the requirements for these qualifications. For more information, visit [daltile.com](http://daltile.com).

**ZEROTOX**  
Healthy Homes | Healthy Planet

**CERTIFIED PORCELAIN**  
TILE  
0.5% or less water absorption

7834 C.F. Hawn Freeway,  
Dallas, Texas 75217 | 1.800.933.TILE

To view the complete collection of Daltile® products and information, visit our website at [daltile.com](http://daltile.com).

**daltile®**  
IMAGINE WHAT'S POSSIBLE™  
©2023 Daltile (3/23)

STONE LOOK

# XTERIORS™

ALL-WEATHER SOLUTIONS FOR EXTERIOR STYLE

BY  daltile

VERTUO™

COLORBODY™ PORCELAIN PAVERS

TREAD™

PORCELAIN PAVERS

# VERTUO™

COLORBODY™ PORCELAIN PAVERS

Bring the modern luxury of Vertuo outdoors with the Colorbody™ porcelain paver, available in two signature colors and a large 24 x 24 format. When sophisticated design is the goal and weather-resistant durability is a must, Vertuo 2CM paver is the solution

## STONE LOOK

## USAGE



FLOOR



WALL



COUNTERTOP



SHOWER FLOOR



EXTERIOR FLOOR



STEPWISE™



TRU-EDGE™



MADE IN THE U.S.A.



LARGE FORMAT



MOSAIC/DECO



ENCAUSTIC



TERRAZZO



PAVER



CUSTOMIZE



FLEXFIT™



PC



LOW HIGH

SEE CHARTS FOR FULL PRODUCT DETAILS

## SPECIAL FEATURES



Cover photo features Vertuo™ Composer pavers.  
Above photo features Vertuo™ Maestro pavers.

SIZES:




FINISHES: TEXTURED

COLORBODY™ PORCELAIN PAVERS



MAESTRO VR10



COMPOSER VR11



SLIP RESISTANT



WATERPROOF



STAINPROOF



DENTPROOF



SCRATCH-RESISTANT



FIRE-RESISTANT




INDOOR/OUTDOOR



SIMPLICLEAN™

## SIZES

			Thickness	Sq. Ft./ Carton	Pieces/ Carton
	24 x 24 Paver Tile	23-3/8" x 23-3/8" (59.44 cm x 59.44 cm)	13/16" (2cm)	7.60	2

## APPLICATIONS






	Target DCOF wet	Suitable
Dry & Level – Interior Floor	N/A	✓
Wet & Level – Interior Floor	≥ 0.42	✓
Shower Floors (Residential or Light Commercial)	≥ 0.42	
Exterior Floor Applications (including patios, pool decking & other wet areas with minimal footwear)	≥ 0.60	✓
Ramps & Inclines	≥ 0.65	
Walls/Backsplashes	N/A	✓
Countertops	N/A	✓
Pool Linings	N/A	

A DCOF value of ≥0.42 is the standard for tiles specified for level interior spaces expected to be walked upon when wet, as stated in ANSI A137.1-A326.3. For more information about DCOF and the DCOF AcuTest™, visit [daltile.com/DCOF](http://daltile.com/DCOF).

### APPLICATION NOTES:

Suitable for exterior applications (provided it is noted as suitable in the applications chart above) in freezing and non-freezing climates, when proper installation methods are followed.

## TRIM†

	Type	Notes
	Rectified Step Nose	
	Coping	
	Rectified Gutter	† Trim items available in many sizes and colors. Consult with your sales representative and/or design team for specifics.
	Rectified Grid	
	Rectified L-Kerb	

## INSTALLATION

<b>Dry Laying on Grass:</b>	The gaps between the slabs should be chosen depending on the overall desired aesthetic.
<b>Dry Laying on Gravel:</b>	Gaps of at least 3/16" (4 mm) should be left between slabs, using spacers to set the correct width. Joint may be left empty or filled with fine sand, polymeric sand specifically formulated for porcelain tile or small, clean aggregate, depending on the joint width and desired aesthetic.
<b>Dry Laying on Sand:</b>	The gaps between the slabs should be chosen depending on the overall desired aesthetic.
<b>Laying on Screed with Adhesive:</b>	Slabs must be laid with open joints of variable width of no less than 3/16" (5 mm).
<b>Raised Pavings:</b>	Pedestal contains correct tile spacers for application.

## SHADE VARIATION



## PERFORMANCE CHARACTERISTICS

	ASTM#	Paver Result
Water Absorption	C373	< 0.5%
Breaking Strength	C648	> 2000 lbs
Scratch Hardness	MOHS	8.0
Chemical Resistance	C650	Resistant
Abrasion Resistance	C1027	N/A

For additional information on test results, visit us at: [daltile.com/information/TestResults](http://daltile.com/information/TestResults).

## NOTES

Since there are variations in all fired ceramic and natural products, tile and trim supplied for your particular installation may not match samples. Final confirmation should be made from actual tiles and trim prior to installation. Manufactured in accordance with ANSI A137.3 standards.

For additional information refer to "Factors to Consider" at: [daltile.com/Factors](http://daltile.com/Factors).

## PRE-CONSUMER RECYCLED MATERIALS

All or select items within this series meet the requirements for these qualifications. For more information, visit [daltile.com](http://daltile.com).