



SECTOR™

COLORBODY™ PORCELAIN



SECTOR™ *collection*

RHYTHMIC DESIGN AND COOL CONCRETE TONES ARE THE FOUNDATIONS OF SECTOR™, DEVELOPED BY DAL TILE® IN COLLABORATION WITH GENSLER, SERVING AS PRODUCT DESIGN CONSULTANT. ADD DISTINCTIVE VISUAL AND TEXTURAL INTEREST TO YOUR SPACE WITH THIS UNIQUE SYSTEM FEATURING THREE STRUCTURES MIXED TO CREATE HIGH, MEDIUM OR LOW PATTERN EFFECTS.

SECTOR[™] collection



PATTERN GUIDE

SMALL GEOMETRIC ELEMENTS ARE THE BUILDING BLOCKS OF THE THREE GRADATING STRUCTURE DESIGNS THAT MAKE UP THE SECTOR COLLECTION. DEPTH AND TEXTURE CREATE ADDITIONAL VISUAL AND TACTILE DIMENSIONS THAT BRING RICHNESS AND UNIQUE STYLE TO YOUR CUSTOM SPACE.

STRUCTURES AVAILABLE:


MATRIX (HIGH PATTERN VISUAL) | FACTION (MEDIUM PATTERN VISUAL) | AERIAL (LOW PATTERN VISUAL)

MATRIX[™] blend

MATRIX BLEND – SHOWN IN SLATE	
PATTERN	INSTALL MIX
FLAT	0%
AERIAL	13%
FACTION	15%
MATRIX	72%


FACTION *blend*

AERIAL *blend*



FACTION BLEND – SHOWN IN LIMESTONE

PATTERN	INSTALL MIX
FLAT	8%
AERIAL	12%
FACTION	67%
MATRIX	13%



AERIAL BLEND – SHOWN IN IRON


PATTERN	INSTALL MIX
FLAT	17%
AERIAL	70%
FACTION	13%
MATRIX	0%



COORDINATING SOLIDS

EXPERIENCE A CONNECTIVE SYNERGY OF DESIGN WITH THE FLAT[™] COLLECTION, CRAFTED TO ECHO THE COOL AND WARM TONES FOUND IN THE MATERIALS OF URBAN ARCHITECTURE. MIX THESE VERSATILE SOLIDS WITH THE COORDINATING STRUCTURES LIKE FACTION AND AERIAL TO REFLECT THE TRANSFORMATIONAL NATURE OF CITY LIFE.

ELEMENT FL30



SLATE FL38




CINDER FL33

IRON FL36



LIMESTONE FL31



CONCRETE LOOK

USAGE




LOW HIGH


SEE CHARTS FOR FULL PRODUCT DETAILS

COLORBODY™ PORCELAIN FLOOR TILE

MATRIX



ELEMENT MATRIX SC20



LIMESTONE MATRIX SC21



CINDER MATRIX SC22




IRON MATRIX SC23




SLATE MATRIX SC24


FACTION




ELEMENT FACTION SC15




LIMESTONE FACTION SC16



CINDER FACTION SC17




IRON FACTION SC18




SLATE FACTION SC19


AERIAL



ELEMENT AERIAL SC10



LIMESTONE AERIAL SC11



CINDER AERIAL SC12




IRON AERIAL SC13




SLATE AERIAL SC14

SECTOR™ collection


FLAT™ SERIES – COORDINATING COLORS WITH SECTOR




ELEMENT FL30




LIMESTONE FL31



CINDER FL33



IRON FL36



SLATE FL38

SIZES

	Thickness	Sq. Ft./ Carton	Pieces/ Carton
12 x 24 Floor Tile	5/16"	11.63	6

APPLICATIONS

	Target DCOF wet	Suitable
Dry & Level – Interior Floor	N/A	✓
Wet & Level – Interior Floor	≥ 0.42	✓
Shower Floors (Residential or Light Commercial)	≥ 0.42	
Exterior Floor Applications (including pool decking & other wet areas with minimal footwear)	≥ 0.60	
Ramps & Inclines	≥ 0.65	
Walls/Backsplashes	N/A	✓
Countertops	N/A	✓
Pool Linings	N/A	

A DCOF value of ≥0.42 is the standard for tiles specified for level interior spaces expected to be walked upon when wet, as stated in ANSI A1371-A326.3. For more information about DCOF and the DCOF AcuTest™, visit daltille.com/DCOF.

APPLICATION NOTES:

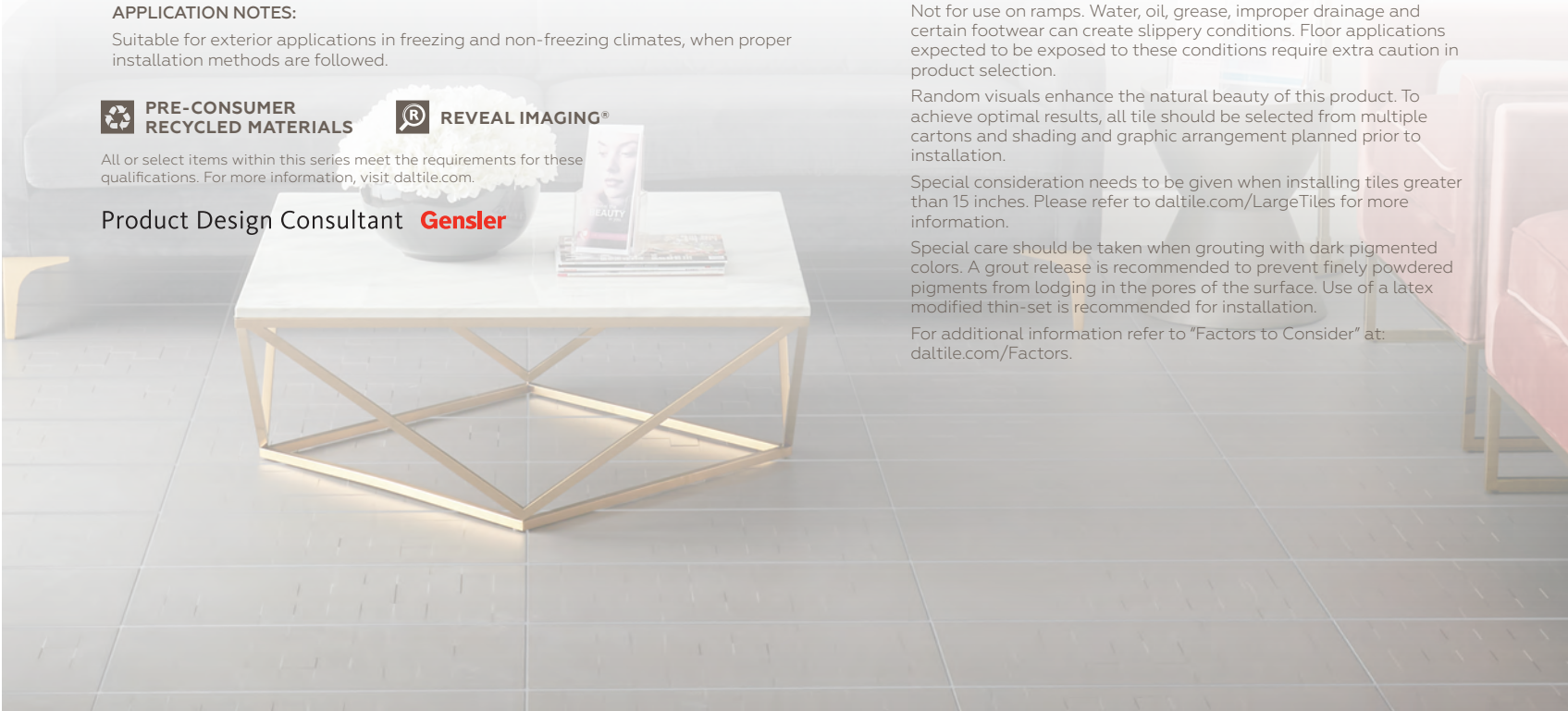
Suitable for exterior applications in freezing and non-freezing climates, when proper installation methods are followed.



All or select items within this series meet the requirements for these qualifications. For more information, visit daltille.com.



Product Design Consultant **Gensler**



SPECIFICATIONS

SECTOR™ collection

INSTALLATION

Grout Joint Recommendation	Shade Variation
Floor: 1/8" (3/16" when installing tile with a length 15" or greater in a staggered brick-joint pattern; overlap should not exceed 33%.)	Medium (V2)

PERFORMANCE CHARACTERISTICS

	ASTM#	Result
Water Absorption	C373	< 0.5%
Breaking Strength	C648	> 275 lbs
Scratch Hardness	MOHS	8.0
Chemical Resistance	C650	Resistant
Abrasion Resistance	C1027	N/A

For additional information on test results, visit us at: daltille.com/information/TestResults.

NOTES

Since there are variations in all fired ceramic and natural products, tile and trim supplied for your particular installation may not match samples. Final confirmation should be made from actual tiles and trim prior to installation. Manufactured in accordance with ANSI A1371 standards.

Not for use on ramps. Water, oil, grease, improper drainage and certain footwear can create slippery conditions. Floor applications expected to be exposed to these conditions require extra caution in product selection.

Random visuals enhance the natural beauty of this product. To achieve optimal results, all tile should be selected from multiple cartons and shading and graphic arrangement planned prior to installation.

Special consideration needs to be given when installing tiles greater than 15 inches. Please refer to daltille.com/LargeTiles for more information.

Special care should be taken when grouting with dark pigmented colors. A grout release is recommended to prevent finely powdered pigments from lodging in the pores of the surface. Use of a latex modified thin-set is recommended for installation.

For additional information refer to "Factors to Consider" at: daltille.com/Factors.

All product designs presented in this brochure copyright Gensler 2020.



- SLIP RESISTANT
- WATERPROOF
- STAINPROOF
- DENTPROOF
- SCRATCH-RESISTANT
- FIRE-RESISTANT
- CLIMATEPRO™
- SIMPLICLEAN™

VISIT THE WHY TILE PAGE AT WWW.DALTILE.COM FOR A COMPLETE LIST OF QUALIFICATIONS AND EXCLUSIONS.



Photo features Element Matrix on the wall and Limestone Flat on the floor.



7834 C. F. Hawn Freeway | Dallas, Texas 75217 | 1.800.933.TILE

To view the complete collection of Daltile products, visit our website at www.daltile.com.

©2020 Daltile (4/20)
0000SECTORBRO20