




CONCRETE LOOK

FLOOR

CONCRETE MASONRY™

GLAZED PORCELAIN



 **dalTile**®
IMAGINE WHAT'S POSSIBLE™

FLOOR

CONCRETE MASONRY™

GLAZED PORCELAIN

Crafted with Character

Concrete Masonry™ was inspired by the Italian word “cassero” meaning formwork. This process involves the creation of concrete, which leaves ridges from a wood mold – the linear effect is from the wood grain transferred to the concrete, creating a wood-concrete blend visual. Concrete Masonry™ has a mainstream aesthetic – fitting for design styles like wabi-sabi, modern, and industrial.

- LINEAR LOOK

- Offered in large-format size of 16 x 32
- Deco pieces are also offered in a coordinating 16 x 32 size

- SIMPLISTIC STYLE

- Color selections in light, medium, and dark grey tones
- TruEdge™ rectification technology ensures precise edges and tight grout joints for a seamless and more authentic look

CONCRETE LOOK

USAGE



FLOOR



WALL



COUNTERTOP



SHOWER FLOOR



EXTERIOR FLOOR



STEPWISE™



TRU-EDGE™



MADE IN THE U.S.A.



LARGE FORMAT



MOSAIC/DECO



ENCAUSTIC



TERRAZZO



PAVER



CUSTOMIZE



FLEXFIT™



PG
GLAZED
PORCELAIN

LOW HIGH

SPECIAL FEATURES

SEE CHARTS FOR FULL PRODUCT DETAILS

Cover and above photos feature Concrete Masonry™ 16 x 32 Sculpture Grey on the wall and 16 x 32 Rebar Grey on the floor.

SIZES:



16 x 32
Floor Tile



16 x 32
Deco Tile

FINISHES: MATTE


COLOR PALETTE



SCULPTURE
GREY



ARTISAN
GREY



REBAR
GREY

FLOOR TILE



SCULPTURE GREY P035



ARTISAN GREY P036




REBAR GREY P037

DECO TILE



SCULPTURE GREY P035



ARTISAN GREY P036



REBAR GREY P037



SLIP RESISTANT



WATERPROOF



STAINPROOF



DENTPROOF



SCRATCH-RESISTANT*
*Applicable to products with Matte and Textured Finishes



FIRE-RESISTANT*
*Not Applicable to Mesh-Mounted Mosaics



CLIMATEPRO™





SIMPLICLEAN™

CONCRETE MASONRY™

GLAZED PORCELAIN

CONCRETE LOOK

SIZES

			Thickness	Sq. Ft./ Carton	Pieces/ Carton
	16 x 32 Floor Tile	(15-3/4" x 31-1/2") (40.00 cm x 80.00 cm)	3/8"	13.76	4
	16 x 32 Deco Tile	(15-3/4" x 31-1/2") (40.00 cm x 80.00 cm)	3/8"	13.76	4

APPLICATIONS


	Target DCOF wet	Suitable
Dry & Level – Interior Floor	N/A	✓
Wet & Level – Interior Floor	≥ 0.42	✓
Shower Floors (Residential or Light Commercial)	≥ 0.42	
Exterior Floor Applications (including pool decking & other wet areas with minimal footwear)	≥ 0.60	
Ramps & Inclines	≥ 0.65	
Walls/Backsplashes	N/A	✓
Countertops	N/A	✓
Pool Linings	N/A	

A DCOF value of ≥0.42 is the standard for tiles specified for level interior spaces expected to be walked upon when wet, as stated in ANSI A1371-A326.3. For more information about DCOF and the DCOF AcuTest™, visit daltille.com/DCOF.

APPLICATION NOTES:

Suitable for exterior applications in freezing and non-freezing climates, when proper installation methods are followed.

INSTALLATION

Grout Joint Recommendation	Shade Variation
Floor: 1/8" (3/16" when installing tile with a length 15" or greater in a staggered brick-joint pattern; overlap should not exceed 33%.)	 Medium (V2)

PERFORMANCE CHARACTERISTICS

	ASTM#	Result
Water Absorption	C373	< 0.5%
Breaking Strength	C648	> 275 lbs
Scratch Hardness	MOHS	8.0
Chemical Resistance	C650	Resistant
Abrasion Resistance	C1027	3

For additional information on test results, visit us at: daltille.com/information/TestResults.

NOTES

Since there are variations in all fired ceramic and natural products, tile and trim supplied for your particular installation may not match samples. Final confirmation should be made from actual tiles and trim prior to installation. Manufactured in accordance with ANSI A1371 standards.

Not for use on ramps. Water, oil, grease, improper drainage and certain footwear can create slippery conditions. Floor applications expected to be exposed to these conditions require extra caution in product selection.

For additional information refer to "Factors to Consider" at: daltille.com/Factors.

Special consideration needs to be given when installing tiles greater than 15 inches. Please refer to daltille.com/LargeTiles for more information.

Use of a latex modified thin-set is recommended for installation. For more information, visit daltille.com.

REVEAL IMAGING®

All or select items within this series meet the requirements for these qualifications. For more product information, visit daltille.com.

Professional
TILE SOLUTIONS