

STONE LOOK

FLOOR  
**DIPLOMACY™**  
COLORBODY™ PORCELAIN PAVERS

**XTERIORS™**  
ALL-WEATHER SOLUTIONS FOR EXTERIOR STYLE

**TREAD™**  
PORCELAIN PAVERS

 **dalTile®**  
IMAGINE WHAT'S POSSIBLE™

FLOOR

# DIPLMACY™

COLORBODY™ PORCELAIN PAVERS

## Bluestone Allure

Diplomacy deftly delivers the quiet strength and visual beauty of quarried Belgian bluestone. Diplomacy is available in two complementary hues that come alive with movement created by delicate highlights of light greys and whites. Large format 2CM porcelain paver tiles pair with existing 3/8" interior tile for a seamless transition from interior to exterior. For the crowning touch a coordinating brick-joint mosaic creates a magnificent space completing the authentic stone look.

- **BLUESTONE BRILLIANCE**
  - Natural look of quarried Belgian bluestone in durable 2CM ColorBody™ porcelain paver tile
  - Two smoky grey tonalities in a brushed stone surface
- **DESIGN SELECTION**
  - Unique pairing available from Verticals random linear mosaic adds dimension to this series
  - Two paver sizes available; a 24 x 24 and a larger 20 x 40
  - Brick-joint mosaic and trim package to complete the look
  - Rectified edges for smaller joints

### STONE LOOK

### USAGE



FLOOR



WALL



COUNTERTOP



SHOWER FLOOR



EXTERIOR FLOOR



STEPWISE™



TRU-EDGE™



MADE IN THE U.S.A.



LARGE FORMAT



MOSAIC/DECO



ENCAUSTIC



TERRAZZO



PAVER



CUSTOMIZE



FLEXFIT™



PC

LOW HIGH

SEE CHARTS FOR FULL PRODUCT DETAILS

### SPECIAL FEATURES

Cover photo features Diplomacy™ Light Grey pavers.  
Above photo features Diplomacy™ Light Grey & Dark Grey pavers.

STONE LOOK

FLOOR  
**DIPLOMACY™**  
COLORBODY™ PORCELAIN PAVERS

SIZES:




24 x 24  
Paver Tile




20 x 40  
Paver Tile

FINISHES: TEXTURED


COLOR PALETTE



LIGHT  
GREY



DARK  
GREY



LIGHT GREY DP01



DARK GREY DP03



SLIP RESISTANT



WATERPROOF



STAINPROOF



DENTPROOF



SCRATCH-RESISTANT™  
\*Applicable to products with Matte and Textured Finishes



FIRE-RESISTANT™  
\*Not Applicable to Mesh-Mounted Mosaics





INDOOR/OUTDOOR








SIMPLICLEAN™

VISIT THE WHY TILE PAGE AT [WWW.DAL TILE.COM](http://WWW.DAL TILE.COM) FOR A COMPLETE LIST OF QUALIFICATIONS AND EXCLUSIONS.

## SIZES

			Thickness	Sq. Ft./ Carton	Pieces/ Carton
	24 x 24 Paver Tile	(23-7/16" x 23-7/16") (59.50 cm x 59.50 cm)	13/16" (2cm)	7.76	2
	20 x 40 Paver Tile	(19-1/2" x 39-3/16") (49.50 cm x 99.50 cm)	13/16" (2cm)	5.38	1

## TRIM†

	Type	Notes
	Rectified Coping	† Trim items available in many sizes and colors. Consult with your sales representative and/or design team for specifics.
	Rectified L-Edging	
	Rectified Gutter	
	Rectified Grid	
	Rectified L-Kerb	

## APPLICATIONS

	Target DCOF wet	Suitable
Dry & Level – Interior Floor	N/A	✓
Wet & Level – Interior Floor	≥ 0.42	✓
Shower Floors (Residential or Light Commercial)	≥ 0.42	✓
Exterior Floor Applications (including pool decking & other wet areas with minimal footwear)	≥ 0.60	✓
Ramps & Inclines	≥ 0.65	
Walls/Backsplashes	N/A	✓
Countertops	N/A	✓
Pool Linings	N/A	

A DCOF value of ≥0.42 is the standard for tiles specified for level interior spaces expected to be walked upon when wet, as stated in ANSI A137.1-A326.3. For more information about DCOF and the DCOF AcuTest™, visit [daltille.com/DCOF](http://daltille.com/DCOF).

### APPLICATION NOTES:

Suitable for exterior applications in freezing and non-freezing climates, when proper installation methods are followed.

## INSTALLATION

<b>Dry Laying on Grass:</b>	The gaps between the slabs should be chosen depending on the overall desired aesthetic.
<b>Dry Laying on Gravel:</b>	Gaps of at least 3/16" (4 mm) should be left between slabs, using spacers to set the correct width. Joint may be left empty or filled with fine sand, polymeric sand specifically formulated for porcelain tile or small, clean aggregate, depending on the joint width and desired aesthetic.
<b>Dry Laying on Sand:</b>	The gaps between the slabs should be chosen depending on the overall desired aesthetic.
<b>Laying on Screed with Adhesive:</b>	Slabs must be laid with open joints of variable width of no less than 3/16" (5 mm).
<b>Raised Pavings:</b>	Pedestal contains correct tile spacers for application.

## SHADE VARIATION

DP01, DP03



Medium (V2) - Color Variation within each Tile

## PERFORMANCE CHARACTERISTICS

	ASTM#	Paver Result
Water Absorption	C373	< 0.5%
Breaking Strength	C648	> 1000 lbs
Scratch Hardness	MOHS	8.0
Chemical Resistance	C650	Resistant
Abrasion Resistance	C1027	N/A

For additional information on test results, visit us at: [daltille.com/information/TestResults](http://daltille.com/information/TestResults).

## NOTES

Since there are variations in all fired ceramic and natural products, tile and trim supplied for your particular installation may not match samples. Final confirmation should be made from actual tiles and trim prior to installation. Manufactured in accordance with ANSI A137.1 standards.

For additional information refer to "Factors to Consider" at: [daltille.com/Factors](http://daltille.com/Factors).

Random visuals enhance the natural beauty of this product. To achieve optimal results, all tile should be selected from multiple cartons and shading and graphic arrangement planned prior to installation.



### PRE-CONSUMER RECYCLED MATERIALS

All or select items within this series meet the requirements for these qualifications. For more information, visit [daltille.com](http://daltille.com).