



STONE LOOK

AMBASSADOR™

STONE ATTACHÉ™ COLLECTION – COLORBODY™ PORCELAIN



 daltile®
IMAGINE WHAT'S POSSIBLE™

AMBASSADOR™

STONE ATTACHÉ™ COLLECTION – COLORBODY™ PORCELAIN

Display the Utmost Confidence with the Ambassador™ Series


Inspired by the fine-grained quartzite found in the Swiss Alps, the Ambassador series lends high-end styling wherever it's used. Eons of stratification are reflected in the distinctive mono-directional graining of this ColorBody™ porcelain tile. Large format sizes in three handsome colors make the series a natural choice for design possibilities in commercial and residential spaces.

- MODERN AND ELEGANT FLAIR

- Elegant stone look available in three colors featuring a high level of veining and distinctive patterns
- Four modern sizes including 24 x 48, 24 x 24, 12 x 24, and a 16 x 48 (2 CM Paver) available in AM33 and AM34.

- HEIGHTENED VERSATILITY

- 12 x 24 available in Light Polished and Matte finishes
- Unique, three-dimensional mosaic adds to the dynamics of this series



Cover photo features Ambassador™ Jet-Setter Dusk 24 x 48 on the floor and random linear mosaic on the shower wall. Above photo features Ambassador™ Jet-Setter Dusk 12 x 24 on the wall.

STONE LOOK

USAGE



FLOOR



WALL



COUNTERTOP



SHOWER FLOOR



EXTERIOR FLOOR



STEPWISE™



TRU-EDGE™



MADE IN THE U.S.A.



LARGE FORMAT



MOSAIC/DECO



ENCAUSTIC



TERRAZZO



PAVER



CUSTOMIZE



FLEXFIT™



PC

LOW HIGH

SEE CHARTS FOR FULL PRODUCT DETAILS

SPECIAL FEATURES

SIZES:



24 x 48
Floor Tile



16 x 48
Paver Tile



24 x 24
Floor Tile



12 x 24
Floor Tile



Random Linear
Mosaic

FINISHES: MATTE | LIGHT POLISHED

COLOR PALETTE




WANDERLUST WHITE



JET-SETTER DUSK



GLOBAL GREY



VOYAGER BLACK

Note: Available in 2CM Paver only.

FLOOR TILE – Available in Matte & Light Polished



WANDERLUST WHITE AM36



JET-SETTER DUSK AM34




GLOBAL GREY AM35

PAVER TILE – Available in Matte only



JET-SETTER DUSK AM34



VOYAGER BLACK AM33

RANDOM LINEAR MOSAIC – Available in Matte only



WANDERLUST WHITE AM36



JET-SETTER DUSK AM34



GLOBAL GREY AM35



SLIP RESISTANT



WATERPROOF



STAINPROOF



DENTPROOF



SCRATCH-RESISTANT*
*Applicable to products with Matte and Textured Finishes



FIRE-RESISTANT*
*Not Applicable to Mesh-Mounted Mosaics



INDOOR/OUTDOOR






SIMPLICLEAN™

AMBASSADOR™

STONE ATTACHÉ™ COLLECTION – COLORBODY™ PORCELAIN

STONE LOOK

SIZES

| | | | Thickness | Sq. Ft./ Carton | Pieces/ Carton |
|--|---|---|--------------|--------------------|-------------------|
|  | 24 x 48 Floor Tile ♦ | (23-3/8" x 46-15/16") (59.44 cm x 119.20 cm) | 5/16" | 15.26 | 2 |
|  | 16 x 48 Paver Tile ♦♦ | (15-9/16" x 47") (39.60 cm x 119.50 cm) | 13/16" (2cm) | 5.16 | 1 |
|  | 24 x 24 Floor Tile ♦ | (23-3/8" x 23-3/8") (59.44 cm x 59.44 cm) | 5/16" | 15.20 | 4 |
|  | 12 x 24 Floor Tile | (11-5/8" x 23-3/8") (29.56 cm x 59.44 cm) | 5/16" | 17.02 | 9 |
|  | Random Linear Mosaic ♦ (Mesh-mounted) | (11-1/2" x 24" Sheet) (29.21 cm x 60.96 cm) | 5/16" | 7.28 | 4 |

* Available in AM33 and AM34 only.
♦ Available in Matte only

APPLICATIONS

| | Target DCOF wet | Suitable |
|--|--------------------|----------|
| Dry & Level – Interior Floor | N/A | ✓* |
| Wet & Level – Interior Floor | ≥ 0.42 | ✓** |
| Shower Floors (Residential or Light Commercial) | ≥ 0.42 | |
| Exterior Floor Applications (including patios, pool decking & other wet areas with minimal footwear) | ≥ 0.60 | ✓♦ |
| Ramps & Inclines | ≥ 0.65 | |
| Walls/Backsplashes | N/A | ✓ |
| Countertops | N/A | ✓* |
| Pool Linings | N/A | |

A DCOF value of ≥0.42 is the standard for tiles specified for level interior spaces expected to be walked upon when wet, as stated in ANSI A137.1-A326.3. For more information about DCOF and the DCOF AcuTest™, visit daltille.com/DCOF.

APPLICATION NOTES:

Suitable for exterior applications (provided it is noted as suitable in the applications chart above) in freezing and non-freezing climates, when proper installation methods are followed.

* Floor tile only.

* Matte only.

♦ Paver tile only.

Note: Mosaic tile is suitable for wall and backsplash only.

DURABILITY




| Floor Surface Wear Resistance | | |
|-------------------------------|---|------------------------------------|
| 1 Residential Bathrooms | 3 | All Residential / Light Commercial |
| 2 All Residential Areas | ④ | All Residential / Commercial |



All or select items within this series meet the requirements for these qualifications. For more information, visit daltille.com.








TRIM

| | Type | Number | Size | Pieces/Carton |
|---|--------------------------|--------|--------|---------------|
|  | Bullnose ♦ | S43F9 | 3 x 24 | 10 |
|  | Cove Base ♦ | S36C9 | 6 x 12 | 22 |
|  | Cove Base Outcorner ♦ | SC36C9 | 1 x 6 | 15 |

Cove base trim is intended to coordinate with floor tile in the standard 90-degree installation position.

♦ Available in Matte only

PAVER TRIM

| | | |
|--|---------------------|---|
|  | Rectified Step Nose | † Trim items available in many sizes and colors. Consult with your sales representative and/or design team for specifics. |
|  | Coping | |
|  | Rectified Gutter | |
|  | Rectified Grid | |
|  | Rectified L-Kerb | |

INSTALLATION

| Grout Joint Recommendation | Shade Variation |
|----------------------------|-----------------|
|----------------------------|-----------------|

Floor: 1/8" (3/16" when multiple sizes are installed in a modular pattern, and/or when installing tile with a length 15" or greater in a staggered brick-joint pattern; overlap should not exceed 33%.)



Mosaics are recommended to be installed with 1/3 offset staggered sheet alignment for desired results.

PERFORMANCE CHARACTERISTICS

| | ASTM# | Result |
|---------------------|-------|-----------|
| Water Absorption | C373 | < 0.5% |
| Breaking Strength | C648 | > 275 lbs |
| Scratch Hardness | MOHS | 8.0 |
| Chemical Resistance | C650 | Resistant |

For additional information on test results, visit us at: daltille.com/information/TestResults.

NOTES

Since there are variations in all fired ceramic and natural products, tile and trim supplied for your particular installation may not match samples. Final confirmation should be made from actual tiles and trim prior to installation. Manufactured in accordance with ANSI A137.1 standards.

Not for use on ramps. Water, oil, grease, improper drainage and certain footwear can create slippery conditions. Floor applications expected to be exposed to these conditions require extra caution in product selection.

For additional information refer to "Factors to Consider" at: daltille.com/Factors.

To achieve optimal results, all tile should be selected from multiple cartons and shading and graphic arrangement planned prior to installation.

Special consideration needs to be given when installing tiles greater than 15 inches. Please refer to daltille.com/LargeTiles for more information.

Manufacturer Advisory: All tile is measured by the DCOF AcuTest™ method. Tiles with DCOF values <0.42 are not recommended for use in areas with wet or slippery conditions. For more information, see ANSI standard A137.1 section 6.2.2.1.10, available at www.tileusa.com.

Special care should be taken when grouting with dark pigmented colors. A grout release is recommended to prevent finely powdered pigments from lodging in the pores of the surface. Use of a latex modified thin-set is recommended for installation.

7834 C.F. Hawn Freeway,
Dallas, Texas 75217 | 1.800.933.TILE

To view the complete collection of
Daltille® products and information,
visit our website at daltille.com.



STONE LOOK

XTERIORS™

ALL-WEATHER SOLUTIONS FOR EXTERIOR STYLE

BY  daltile



AMBASSADOR™
COLORBODY™ PORCELAIN PAVERS

TREAD™
PORCELAIN PAVERS

AMBASSADOR™

COLORBODY™ PORCELAIN PAVERS

Timeless Meets Modern

Inspired by the fine-grained quartzite found in the Swiss Alps, the Ambassador series combines lasting durability with high-end styling. Eons of stratification are reflected in the distinctive mono-directional graining of this ColorBody™ porcelain tile. Large format size in two simplified colors make the series a natural choice for design possibilities in commercial and residential spaces.

- MODERN AND ELEGANT FLAIR
 - Elegant stone look with REVEAL IMAGING® available in two colors featuring a high level of veining and distinctive patterns
 - Modern size 16 x 48, large format size
- HEIGHTENED VERSATILITY
 - Unique pairing available from Verticals™ random linear mosaic adds dimension to this series
 - Pairs with existing Ambassador™ interior floor tile

STONE LOOK

USAGE



FLOOR



WALL



COUNTERTOP



SHOWER FLOOR



EXTERIOR FLOOR



STEPWISE™



TRU-EDGE™



MADE IN THE U.S.A.



LARGE FORMAT



MOSAIC/DECO



ENCAUSTIC



TERRAZZO



PAVER



CUSTOMIZE



FLEXFIT™



PC

LOW HIGH

SEE CHARTS FOR FULL PRODUCT DETAILS

SPECIAL FEATURES

Cover photo features Ambassador™ Voyager Black pavers.
Above photo features Ambassador™ Jet Setter Dusk pavers.

STONE LOOK

AMBASSADOR™

COLORBODY™ PORCELAIN PAVERS

SIZES:

16 x 48
Paver Tile

FINISHES: TEXTURED

COLOR PALETTE




JET SETTER
DUSK



VOYAGER
BLACK



JET SETTER DUSK AM34



VOYAGER BLACK AM33



SLIP RESISTANT



WATERPROOF



STAINPROOF



DENTPROOF



SCRATCH-RESISTANT



FIRE-RESISTANT




INDOOR/OUTDOOR








SIMPLICLEAN™

VISIT THE WHY TILE PAGE AT WWW.DAL TILE.COM FOR A COMPLETE LIST OF QUALIFICATIONS AND EXCLUSIONS.

SIZES

| | | | Thickness | Sq. Ft./ Carton | Pieces/ Carton |
|--|-----------------------|--|-----------------|--------------------|-------------------|
|  | 16 x 48 Paver Tile | (15-9/16" x 47") (39.60 cm x 119.50 cm) | 13/16" (2cm) | 5.16 | 1 |

TRIM†

| | Type | Notes |
|--|---------------------|---|
|  | Rectified Step Nose | |
|  | Coping | |
|  | Rectified Gutter | † Trim items available in many sizes and colors. Consult with your sales representative and/or design team for specifics. |
|  | Rectified Grid | |
|  | Rectified L-Kerb | |

APPLICATIONS

| | Target DCOF wet | Suitable |
|---|--------------------|----------|
| Dry & Level – Interior Floor | N/A | ✓ |
| Wet & Level – Interior Floor | ≥ 0.42 | ✓ |
| Shower Floors (Residential or Light Commercial) | ≥ 0.42 | ✓ |
| Exterior Floor Applications (including patios, pool decking & other wet areas with minimal footwear) | ≥ 0.60 | ✓ |
| Ramps & Inclines | ≥ 0.65 | |
| Walls/Backsplashes | N/A | ✓ |
| Countertops | N/A | ✓ |
| Pool Linings | N/A | |

A DCOF value of ≥0.42 is the standard for tiles specified for level interior spaces expected to be walked upon when wet, as stated in ANSI A137.1-A326.3. For more information about DCOF and the DCOF AcuTest™, visit daltile.com/DCOF.

APPLICATION NOTES:

Suitable for exterior applications (provided it is noted as suitable in the applications chart above) in freezing and non-freezing climates, when proper installation methods are followed.

INSTALLATION

| | |
|--|--|
| Dry Laying on Grass: | The gaps between the slabs should be chosen depending on the overall desired aesthetic. |
| Dry Laying on Gravel: | Gaps of at least 3/16" (4 mm) should be left between slabs, using spacers to set the correct width. Joint may be left empty or filled with fine sand, polymeric sand specifically formulated for porcelain tile or small, clean aggregate, depending on the joint width and desired aesthetic. |
| Dry Laying on Sand: | The gaps between the slabs should be chosen depending on the overall desired aesthetic. |
| Laying on Screed with Adhesive: | Slabs must be laid with open joints of variable width of no less than 3/16" (5 mm). |
| Raised Pavings: | Pedestal contains correct tile spacers for application. |

SHADE VARIATION

| | |
|------------|--|
| AM33, AM34 |  Random (V4) - Considerable Variation from Tile to Tile |
|------------|--|

PERFORMANCE CHARACTERISTICS

| | ASTM# | Paver Result |
|---------------------|-------|--------------|
| Water Absorption | C373 | < 0.5% |
| Breaking Strength | C648 | > 1000 lbs |
| Scratch Hardness | MOHS | 8.0 |
| Chemical Resistance | C650 | Resistant |
| Abrasion Resistance | C1027 | N/A |

For additional information on test results, visit us at: daltile.com/information/TestResults.

NOTES

Since there are variations in all fired ceramic and natural products, tile and trim supplied for your particular installation may not match samples. Final confirmation should be made from actual tiles and trim prior to installation. Manufactured in accordance with ANSI A137.1 standards.

For additional information refer to "Factors to Consider" at: daltile.com/Factors.

Random visuals enhance the natural beauty of this product. To achieve optimal results, all tile should be selected from multiple cartons and shading and graphic arrangement planned prior to installation.

 PRE-CONSUMER RECYCLED MATERIALS

All or select items within this series meet the requirements for these qualifications. For more information, visit daltile.com.