



# Revo=Tile™

REAL BEAUTY. REAL PORCELAIN. REAL FAST.

BY  daltile

## SIZES

	Grout Joint	Thickness	Sq. Ft./ Carton	Pieces/ Carton
 6 x 24 Floor Tile* (6-1/16" x 23-7/8") (15.40 cm x 60.60 cm)	3/16"	15/32"	9.43	10
 12 x 24 Floor Tile* (11-13/16" x 23-13/16") (30.00 cm x 60.48 cm)	1/8"	15/32"	9.65	5

\* Wood Look | † Marble & Stone Look

## APPLICATIONS

	Target DCOF wet	Suitable
Dry & Level – Interior Floor	N/A	✓
Wet & Level – Interior Floor	≥ 0.42	✓
Shower Floors (Residential or Light Commercial)	≥ 0.42	
Exterior Floor Applications (including pool decking & other wet areas with minimal footwear)	≥ 0.60	
Ramps & Inclines	≥ 0.65	
Walls/Backsplashes	N/A	
Countertops	N/A	
Pool Linings	N/A	

A DCOF value of ≥0.42 is the standard for tiles specified for level interior spaces expected to be walked upon when wet, as stated in ANSI A137.1-A326.3. For more information about DCOF and the DCOF AcuTest™, visit [daltile.com/DCOF](http://daltile.com/DCOF).


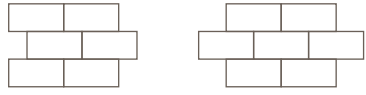

## ACCESSORIES

For best results and warranty compliance, use of approved underlayment and grout are required. Available wherever RevoTile is sold. See installation instructions for more information.



For warranty details, visit [daltile.com](http://daltile.com).

## INSTALLATION

Pattern Recommendation*	Shade Variation
<b>Floor 6 x 24:</b> 33% Offset / 50% Offset 	
<b>Floor 12 x 24:</b> 33% Offset / 50% Offset 	 High (V3)

\* Straight grid installation is not approved for RevoTile.

## PERFORMANCE CHARACTERISTICS

	ASTM#	Result
Water Absorption	C373	< 0.5%
Breaking Strength	C648	> 475 lbs
Scratch Hardness	MOHS	8.0
Chemical Resistance	C650	Resistant
Abrasion Resistance	C1027	4▲

RevoTile features greater breaking strength and impact resistance than conventional porcelain tile.

For additional information on test results, visit us at: [daltile.com/information/TestResults](http://daltile.com/information/TestResults).

▲ (RV61, RV70, RV71, RV72, RV73, RV74 is 3)

## NOTES

Since there are variations in all fired ceramic and natural products, tile and trim supplied for your particular installation may not match samples. Final confirmation should be made from actual tiles and trim prior to installation. Manufactured in accordance with ANSI A137.1 standards.

Not for use on ramps. Water, oil, grease, improper drainage and certain footwear can create slippery conditions. Floor applications expected to be exposed to these conditions require extra caution in product selection.

For additional information refer to "Factors to Consider" at: [daltile.com/Factors](http://daltile.com/Factors).

Special consideration needs to be given when installing tiles greater than 15 inches. Please refer to [daltile.com/LargeTiles](http://daltile.com/LargeTiles) for more information.

For more information, visit [daltile.com](http://daltile.com).



All or select items within this series meet the requirements for these qualifications. For more information, visit [daltile.com](http://daltile.com).

\* Made in the USA with imported material.



# Revo=Tile™

REAL BEAUTY. REAL PORCELAIN. REAL FAST.

BY  daltile



7834 C.F. Hawn Freeway  
Dallas, Texas 75217 | 1.800.933.TILE

To view the complete collection of Daltile® products and information, visit our website at [daltile.com](http://daltile.com).



©2019 Daltile (10/19)

# REVOLUTIONARY NEW PORCELAIN TILE INSTALLS OVER **2X** FASTER\*

WITH **CLIC-FIT™** Technology

INSTALL IN **3 EASY** STEPS...

**PREP**

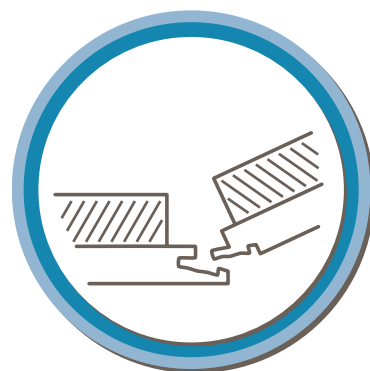
PLACE UNDERLAYMENT  
**NO MORTAR** REQUIRED

**CLICK**

CLICK TILES TOGETHER

**GROUT**

**GROUT IMMEDIATELY,**  
NO WAIT TIME



FEATURING  
**CLIC-FIT™**  
Technology

**LOVE** BEAUTY OF **REAL** PORCELAIN TILE  
UNMATCHED **DURABILITY**

- NO ACCLIMATION REQUIRED
- NO MORTAR, **NO MESS**
- JUST **CLICK** TILE TOGETHER
- INSTALL & GROUT THE **SAME DAY** – NO RETURN TRIP
- **EASY TO REMOVE** FOR REPAIR
- **INSTALLS OVER** MANY EXISTING FLOORING SURFACES
- SIMPLE TEAR OUT TO **UPDATE**
- PERFECT FOR SECOND STORY FLOORS – **REDUCED SOUND TRANSMISSION**
- **CONSISTENT ALIGNMENT & NO LIPPAGE**



SLIP RESISTANT



WATERPROOF



STAINPROOF



DENTPROOF



SCRATCH-RESISTANT



FIRE-RESISTANT




SIMPLICLEAN™


Visit the Why Tile page at [www.daltile.com](http://www.daltile.com) for a complete list of qualifications and exclusions.

\*When compared to installing 300 sq ft., 6 x 24 porcelain tile with a three-man crew using typical trade installation practices and tools, and a 3 hour rapid dry mortar cure.

## WOOD LOOK 6 x 24 CLICK FLOOR TILE



ANTIQUITY WHITE  
RV75




MISSION ELM  
RV73



GOLDENHURST  
RV71



SPICED WALNUT  
RV72



PERSPECTIVE GREY  
RV70




TOASTED BROWN  
RV74

## STONE LOOK 12 x 24 CLICK FLOOR TILE




TOWER WHITE  
RV60



HEARTHSTONE  
RV62




BRUSHED GREY  
RV64



SAND DOLLAR  
RV63



GRAPHITE  
RV61



CARRARA WHITE  
RV50

## MARBLE LOOK 12 x 24 CLICK FLOOR TILE

## REAL TILE. **REALLY** EASY TO INSTALL.

Take out the guess work with these approved accessories!

- 1 RAPIDPREP™ UNDERLAYMENT+**  
THE PERFECT SUPPORT FOR YOUR FLOOR.
- 2 CLIC-FIT™ INSTALL KIT**  
ALL THE TOOLS YOU NEED TO CLICK YOUR TILE TOGETHER.
- 3 RAPIDGROUT™+**  
A FLEXIBLE, SINGLE-COMPONENT GROUT DESIGNED FOR TILE WITH CLICFIT TECHNOLOGY.

\* REQUIRED FOR INSTALLATION TO COMPLY WITH WARRANTY.



Photo features Revotile™ Tower White 12 x 24 on the floor.

### RAPIDGROUT® SELECTIONS:



ULTRA  
WHITE D152



DOVETAIL  
D196



METROPOLITAN  
D195



COASTAL  
GRAY D160



HIGHLAND  
PEARL D145



WHISPER  
BEIGE D189



SAND DUNE  
D197



BRIARWOOD  
D199



PEWTER  
BROWN D283



GREY MIST  
D198

\* We do our best to accurately portray our grout colors in print. However, due to limitations in printing, the colors shown here are close approximations to the real grout colors. We advise making final color decisions based off of actual grout.