



CONCRETE LOOK

FLOOR | WALL

UNIFORM MOSAICS™

COLORBODY™ PORCELAIN

 **daltile®**
IMAGINE WHAT'S POSSIBLE™

FLOOR | WALL

UNIFORM MOSAICS™

COLORBODY™ PORCELAIN

Shape Things Up

Create a harmonious vibe with Uniform Mosaics™. This transitional collection, inspired by the natural look of wood & concrete, offers contemporary shapes in an array of color combinations. Uniform Mosaics™ will add visual depth to your designs.

• TAKE SHAPE

- Choose from modern mosaic shapes such as 3D Cube Mosaic and Archer Mosaic.
- TruEdge™ rectification technology ensures precise edges and tight grout joints for a seamless and more authentic look

• UNIFORMED DESIGN

- Mosaic pieces coordinate with linear pieces offered in our Uniform Concrete™ and Uniform Wood™ collections.
- Suitable for floor and wall/backsplash applications.

CONCRETE
LOOK

USAGE



FLOOR



WALL



COUNTERTOP



SHOWER
FLOOR



EXTERIOR
FLOOR



STEPWISE™



TRU-EDGE™



MADE IN
THE U.S.A.



LARGE
FORMAT



MOSAIC/
DECO



ENCAUSTIC



TERRAZZO



PAVER



CUSTOMIZE



FLEXFIT™



PC
COLORBODY
PORCELAIN

LOW HIGH

SEE CHARTS FOR FULL
PRODUCT DETAILS

SPECIAL FEATURES

Cover & Above photos feature Uniform Mosaic™ White 3D Cube and Uniform Wood™ 8 x 48 Black on the floor with ONE Quartz Surfaces® Geyser on the countertop.

SIZES:



Archer Mosaic
Mesh-mounted



3D Cube
Mesh-mounted

FINISHES: MATTE


3D CUBE MOSAIC




WHITE UC10



BEIGE UC11




LIGHT GREY UC12



TAUPE UC13




MEDIUM GREY UC14




DARK GREY UC15



BLACK UC16



MOUNTAIN BLEND UC18



CAVERN BLEND UC19

ARCHER MOSAIC



ARCTIC BLEND UM20



TERRAIN BLEND UM23



SKY BLEND UM21



VOLCANIC BLEND UM22



SLIP RESISTANT



WATERPROOF



STAINPROOF



DENTPROOF



SCRATCH-RESISTANT™
*Applicable to products with Matte and Textured Finishes



FIRE-RESISTANT™
*Not Applicable to Mesh-Mounted Mosaics



CLIMATEPRO™





SIMPLICLEAN™

UNIFORM MOSAICS™

COLORBODY™ PORCELAIN

CONCRETE LOOK

SIZES

			Thickness	Sq. Ft./ Carton	Pieces/ Carton
	Archer Mosaic Mesh-mounted	(12-15/16" x 12-15/16") (32.87cm x 32.87cm)	3/8"	8.19	7
	3D Cube Mesh-mounted	(11-1/2" x 11-1/2") (29.21 cm x 29.21cm)	3/8"	6.20	10

APPLICATIONS

	Target DCOF wet	Suitable
Dry & Level – Interior Floor	N/A	✓
Wet & Level – Interior Floor	≥ 0.42	✓
Shower Floors (Residential or Light Commercial)	≥ 0.42	✓*
Exterior Floor Applications (including pool decking & other wet areas with minimal footwear)	≥ 0.60	
Ramps & Inclines	≥ 0.65	
Walls/Backsplashes	N/A	✓
Countertops	N/A	✓
Pool Linings	N/A	



A DCOF value of ≥0.42 is the standard for tiles specified for level interior spaces expected to be walked upon when wet, as stated in ANSI A137.1-A326.3. For more information about DCOF and the DCOF AcuTest™, visit daltile.com/DCOF.

APPLICATION NOTES:

Suitable for exterior applications in freezing and non-freezing climates, when proper installation methods are followed.

* Mosaic tile suitable only when a linear drain system is used and proper installation methods are followed

INSTALLATION

Grout Joint Recommendation	Shade Variation
Mosaic: 1/8"	 Medium (V2) (UC10-UC16, UC18-UC19)  High (V3) (UM20-UM23)

PERFORMANCE CHARACTERISTICS

	ASTM#	Result
Water Absorption	C373	<0.5%
Breaking Strength	C648	> 275 lbs
Scratch Hardness	MOHS	8.0
Chemical Resistance	C650	Resistant
Abrasion Resistance	C1027	N/A

For additional information on test results, visit us at: daltile.com/information/TestResults.

NOTES

Since there are variations in all fired ceramic and natural products, tile and trim supplied for your particular installation may not match samples. Final confirmation should be made from actual tiles and trim prior to installation. Manufactured in accordance with ANSI A137.1 standards.

Not for use on ramps. Water, oil, grease, improper drainage and certain footwear can create slippery conditions. Floor applications expected to be exposed to these conditions require extra caution in product selection.

For additional information refer to "Factors to Consider" at: daltile.com/Factors.

Special care should be taken when grouting with dark pigmented colors. A grout release is recommended to prevent finely powdered pigments from lodging in the pores of the surface. Use of a latex modified thin-set is recommended for installation.



PRE-CONSUMER
RECYCLED MATERIALS



MADE IN THE U.S.A.



REVEAL IMAGING®

All or select items within this series meet the requirements for these qualifications. For more information, visit daltile.com.