



STONE LOOK

FLOOR | WALL

**RHETORIC™**

GLAZED PORCELAIN FLOOR & GLAZED CERAMIC WALL/MOSAIC

FLOOR | WALL

# RHETORIC™

GLAZED PORCELAIN FLOOR & GLAZED CERAMIC WALL/MOSAIC

## Impressive Style

Master the art of persuasive design with Rhetoric™. The soft look of aged limestone will add a calming, warm feeling and will leave a lasting impression. Rhetoric™ is designed to have an impressive effect in any space.

- CONTEMPORARY COLLECTION
  - Neutral color palette with white, beige and grey selections
  - Large-format sizes offered in 12 x 24 and 20 x 20
- MOSAICS & MORE
  - 2" Octagon & 1" Dot mosaic with unique patterns
  - 8 x 24 wall tile is available in flat and linear textures
  - Made in the USA

STONE  
LOOK

USAGE



LOW HIGH

SPECIAL FEATURES

SEE CHARTS FOR FULL  
PRODUCT DETAILS

Cover photo features Rhetoric™ Eloquent Grey 12 x 24 on the floor Lavalier™ Chain Link Mosaic on the walls & ONE Quartz Surfaces® Carrara Capezio on the countertops. Above photo features Rhetoric™ Eloquent Grey 12 x 24 and Eloquent Grey Octagon and Dot mosaic on the backsplash.

SIZES:



FINISHES: MATTE

COLOR PALETTE




ARISTOTLE WHITE



PHILOSOPHER BEIGE



ELOQUENT GREY



COMPOSITION GREY

FLOOR TILE



ARISTOTLE WHITE RT05



PHILOSOPHER BEIGE RT06



ELOQUENT GREY RT07



COMPOSITION GREY RT08

WALL TILE – ODYSSEY



ARISTOTLE WHITE RT05



PHILOSOPHER BEIGE RT06




ELOQUENT GREY RT07



COMPOSITION GREY RT08

WALL TILE – FLAT



ARISTOTLE WHITE RT05



PHILOSOPHER BEIGE RT06



ELOQUENT GREY RT07



COMPOSITION GREY RT08

2" OCTAGON AND 1" DOT CERAMIC MOSAIC\*



ARISTOTLE WHITE RT10



PHILOSOPHER BEIGE RT11



ELOQUENT GREY RT12



COMPOSITION GREY RT13

\* 1 x 1 Dot is TR22 Espresso from Trellis Oak



SLIP RESISTANT



WATERPROOF



STAINPROOF



DENTPROOF



SCRATCH-RESISTANT\*  
\*Applicable to products with Matte and Textured Finishes



FIRE-RESISTANT\*  
\*Not Applicable to Mesh-Mounted Mosaics



CLIMATEPRO™



SIMPLICLEAN™

## SIZES

			Thickness	Sq. Ft./ Carton	Pieces/ Carton
	12 x 24 Floor Tile	(11-13/16" x 23-13/16") (30.00 cm x 60.48 cm)	5/16"	15.60	8
	20 x 20 Floor Tile	(19-3/4" x 19-3/4") (50.20 cm x 50.20 cm)	5/16"	16.26	6
	8 x 24 Wall Tile Flat & Odyssey	(7-3/4" x 23-3/4") (19.75 cm x 60.42 cm)	3/8"	12.80	10
	2" Octagon with 1" Dot Mosaic (Dot-mounted on 12" x 12" Sheet)	(12" x 12" Sheet) (30.48 cm x 30.48 cm Sheet)	1/4"	10.00	10

## APPLICATIONS

	Target DCOF wet	Suitable
Dry & Level – Interior Floor	N/A	✓*
Wet & Level – Interior Floor	≥ 0.42	✓*
Shower Floors (Residential or Light Commercial)	≥ 0.42	✓**
Exterior Floor Applications (including pool decking & other wet areas with minimal footwear)	≥ 0.60	
Ramps & Inclines	≥ 0.65	
Walls/Backsplashes	N/A	✓
Countertops	N/A	✓*
Pool Linings	N/A	✓**

A DCOF value of ≥0.42 is the standard for tiles specified for level interior spaces expected to be walked upon when wet, as stated in ANSI A137.1-A326.3. For more information about DCOF and the DCOF AcuTest™, visit [daltile.com/DCOF](http://daltile.com/DCOF).

### APPLICATION NOTES:



Floor tile suitable for exterior applications in freezing and non-freezing climates, when proper installation methods are followed.

Wall tile and mosaic suitable for exterior applications in non-freezing climates, when proper installation methods are followed.


\* Floor and Mosaic only

\*\* Mosaic tile only

## TRIM

Type	Number	Size	Pieces per Carton
 Bullnose	P-43C9	3 x 12	30
 12" Jolly	S-1/212J	1/2 x 11-15/16	12

## INSTALLATION

Grout Joint Recommendation	Shade Variation
<b>Floor:</b> 3/16" (Overlap should not exceed 33% when installing tile with a length 15" or greater in a staggered brick-joint pattern.)	 High (V3)
<b>Wall:</b> 1/16" (1/8" when rectangular size is installed in a staggered brick-joint pattern; overlap should not exceed 33%.)	
<b>Mosaic:</b> 1/8"	

## PERFORMANCE CHARACTERISTICS

	ASTM#	Floor Result	Wall Result	Mosaic Result
Water Absorption	C373	< 0.5%	< 20.0%	< 3.0%
Breaking Strength	C648	> 275 lbs	120-230 lbs	> 250 lbs
Scratch Hardness	MOHS	8.0	4.0-6.0	8.0
Chemical Resistance	C650	Resistant	Resistant	Resistant
Abrasion Resistance	C1027	4	N/A	4

For additional information on test results, visit us at: [daltile.com/information/TestResults](http://daltile.com/information/TestResults).

## NOTES

Since there are variations in all fired ceramic and natural products, tile and trim supplied for your particular installation may not match samples. Final confirmation should be made from actual tiles and trim prior to installation. Manufactured in accordance with ANSI A137.1 standards.

Not for use on ramps. Water, oil, grease, improper drainage and certain footwear can create slippery conditions. Floor applications expected to be exposed to these conditions require extra caution in product selection.

For additional information refer to "Factors to Consider" at: [daltile.com/Factors](http://daltile.com/Factors).

Special consideration needs to be given when installing tiles greater than 15 inches. Please refer to [daltile.com/LargeTiles](http://daltile.com/LargeTiles) for more information.

Use of a latex modified thin-set is recommended for installation. For more information, visit [daltile.com](http://daltile.com).



All or select items within this series meet the requirements for these qualifications. For more product information, visit [daltile.com](http://daltile.com).