



CONCRETE LOOK

FLOOR

**PORTFOLIO VIVID™**

COLORBODY™ PORCELAIN



 **daltile®**  
IMAGINE WHAT'S POSSIBLE™

FLOOR

# PORTFOLIO VIVID™

COLORBODY™ PORCELAIN

## Celebrate with Color

Create a vibrant space with the concrete-look of Portfolio Vivid™. This collection is perfect for lively commercial settings like schools and entertainment venues. Add color to your design schemes with Portfolio Vivid™.

- COORDINATING COLORS
  - Generation Z Yellow, Emerald Green, Electric Blue, and Crimson Red coordinate with Portfolio Confetti™
  - Offered in 12 x 24 size and 3 x 12 bullnose for finishing trim
- VIVACIOUS VIBES
  - Crafted for commercial designs
  - Made in the USA

CONCRETE  
LOOK

USAGE



FLOOR



WALL



COUNTERTOP



SHOWER  
FLOOR



EXTERIOR  
FLOOR



TRU-EDGE™



MADE IN  
THE U.S.A.

SPECIAL FEATURES



PC  
POLISHED  
CONCRETE



LOW HIGH  
SEE CHARTS FOR FULL  
PRODUCT DETAILS

Photo features Portfolio Vivid™ Ocean Blue 12 x 24 and Portfolio Confetti™ Dove Grey 12 x 24 on the floor.

SIZES:



FINISHES: MATTE


COLOR PALETTE



GENERATION Z  
YELLOW



ORANGE  
BURST




EMERALD  
GREEN




ELECTRIC  
BLUE



SEA  
BREEZE



OCEAN  
BLUE




CRIMSON  
RED



PLUM  
CRAZY


COLORBODY™ PORCELAIN FLOOR TILE



GENERATION Z YELLOW PF22




ORANGE BURST PF23



EMERALD GREEN PF24




ELECTRIC BLUE PF25




SEA BREEZE PF26



OCEAN BLUE PF27



CRIMSON RED PF28



PLUM CRAZY PF29



SLIP RESISTANT



WATERPROOF



STAINPROOF



DENTPROOF



SCRATCH-RESISTANT<sup>1</sup>  
<sup>1</sup>Applicable to products with Matte and Textured Finishes



FIRE-RESISTANT<sup>2</sup>  
<sup>2</sup>Not Applicable to Mesh-Mounted Mosaics



CLIMATEPRO™



SIMPLICLEAN™

VISIT THE WHY TILE PAGE AT [WWW.DAL TILE.COM](http://WWW.DAL TILE.COM) FOR A COMPLETE LIST OF QUALIFICATIONS AND EXCLUSIONS.

# PORTFOLIO VIVID™

COLORBODY™ PORCELAIN



## SIZES

			Thickness	Sq. Ft./ Carton	Pieces/ Carton
	12 x 24 Floor Tile	(11-5/8" x 23-3/8") (29.56 cm x 59.44 cm)	5/16"	15.12	8

## APPLICATIONS

	Target DCOF wet	Suitable
Dry & Level – Interior Floor	N/A	✓
Wet & Level – Interior Floor	≥ 0.42	✓
Shower Floors (Residential or Light Commercial)	≥ 0.42	
Exterior Floor Applications (including pool decking & other wet areas with minimal footwear)	≥ 0.60	
Ramps & Inclines	≥ 0.65	
Walls/Backsplashes	N/A	✓
Countertops	N/A	✓
Pool Linings	N/A	

A DCOF value of ≥0.42 is the standard for tiles specified for level interior spaces expected to be walked upon when wet, as stated in ANSI A137.1-A326.3. For more information about DCOF and the DCOF AcuTest™, visit [daltile.com/DCOF](http://daltile.com/DCOF).

### APPLICATION NOTES:

Suitable for exterior applications in freezing and non-freezing climates, when proper installation methods are followed.

## TRIM

Type	Number	Size	Pieces per Carton
Bullnose	P-43C9	3 x 12	30

## INSTALLATION

Grout Joint Recommendation	Shade Variation
<p><b>Floor:</b> 1/8" (3/16" when multiple sizes are installed in a modular pattern, and/or when installing tile with a length 15" or greater in a staggered brick-joint pattern; overlap should not exceed 33%.)</p>	Medium (V2)

## PERFORMANCE CHARACTERISTICS

	ASTM#	Result
Water Absorption	C373	< 0.5%
Breaking Strength	C648	> 275 lbs
Scratch Hardness	MOHS	8.0
Chemical Resistance	C650	Resistant
Abrasion Resistance	C1027	N/A

For additional information on test results, visit us at: [daltile.com/information/TestResults](http://daltile.com/information/TestResults).

## NOTES

Since there are variations in all fired ceramic and natural products, tile and trim supplied for your particular installation may not match samples. Final confirmation should be made from actual tiles and trim prior to installation. Manufactured in accordance with ANSI A137.1 standards.

Not for use on ramps. Water, oil, grease, improper drainage and certain footwear can create slippery conditions. Floor applications expected to be exposed to these conditions require extra caution in product selection.

For additional information refer to "Factors to Consider" at: [daltile.com/Factors](http://daltile.com/Factors).

Special consideration needs to be given when installing tiles greater than 15 inches. Please refer to [daltile.com/LargeTiles](http://daltile.com/LargeTiles) for more information.

Special care should be taken when grouting with dark pigmented colors. A grout release is recommended to prevent finely powdered pigments from lodging in the pores of the surface. Use of a latex modified thin-set is recommended for installation.



All or select items within this series meet the requirements for these qualifications. For more information, visit [daltile.com](http://daltile.com).



7834 C.F. Hawn Freeway,  
Dallas, Texas 75217 | 1.800.933.TILE

To view the complete collection of Daltile® products and information, visit our website at [daltile.com](http://daltile.com).

