



TERRAZZO LOOK

FLOOR

PORTFOLIO CONFETTI™

COLORBODY™ PORCELAIN

 **daltile®**
IMAGINE WHAT'S POSSIBLE™

FLOOR

PORTFOLIO CONFETTI™

COLORBODY™ PORCELAIN

Celebrate with Confetti

Add a dash of festivity to your designs with the terrazzo look of Portfolio Confetti™. This terrazzo trend traces back to its origins in Italy, and one of its most well-known examples is the Hollywood Walk of Fame. Party like a rock star in any space with Portfolio Confetti™.

- CONTEMPORARY COLLECTION
 - All color selections coordinate with other Daltile® collections – four brighter colors coordinate with Portfolio Vivid™ and three neutrals coordinate with Portfolio™
 - Offered in 12 x 24 size and 3 x 12 bullnose for finishing trim
- TERRAZZO TREND
 - This collection is perfect for commercial applications
 - Made in the USA

TERRAZZO LOOK

USAGE



SPECIAL FEATURES

SEE CHARTS FOR FULL PRODUCT DETAILS


Cover photo features Portfolio Confetti™ Electric Blue Confetti and White Confetti on the wall. Above photo features Portfolio Confetti™ Dove Grey 12 x 24 on the floor, with White Confetti, Generation Z Yellow Confetti, Emerald Green Confetti, Crimson Red Confetti and Electric Blue Confetti 12 x 24 on the wall.

SIZES:

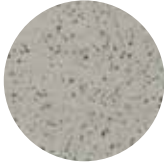


FINISHES: MATTE


COLOR PALETTE




WHITE CONFETTI




DOVE GREY CONFETTI




ASH GREY CONFETTI




GENERATION Z YELLOW CONFETTI



EMERALD GREEN CONFETTI



ELECTRIC BLUE CONFETTI



CRIMSON RED CONFETTI


COLORBODY™ PORCELAIN FLOOR TILE




WHITE CONFETTI PF30 (1)




DOVE GREY CONFETTI PF31 (1)



ASH GREY CONFETTI PF32 (1)



GENERATION Z YELLOW CONFETTI PF33 (2)



EMERALD GREEN CONFETTI PF34 (2)



ELECTRIC BLUE CONFETTI PF35 (2)



CRIMSON RED CONFETTI PF36 (2)

(1) and (2) indicate price group, (1) being the least expensive.



SLIP RESISTANT



WATERPROOF



STAINPROOF



DENTPROOF



SCRATCH-RESISTANT™
*Applicable to products with Matte and Textured Finishes



FIRE-RESISTANT™
*Not Applicable to Mesh-Mounted Mosaics



CLIMATEPRO™



SIMPLICLEAN™

VISIT THE WHY TILE PAGE AT WWW.DAL TILE.COM FOR A COMPLETE LIST OF QUALIFICATIONS AND EXCLUSIONS.

PORTFOLIO CONFETTI™

COLORBODY™ PORCELAIN



SIZES

			Thickness	Sq. Ft./ Carton	Pieces/ Carton
	12 x 24 Floor Tile	(11-5/8" x 23-3/8") (29.56 cm x 59.44 cm)	5/16"	15.12	8

APPLICATIONS

	Target DCOF wet	Suitable
Dry & Level – Interior Floor	N/A	✓
Wet & Level – Interior Floor	≥ 0.42	✓
Shower Floors (Residential or Light Commercial)	≥ 0.42	
Exterior Floor Applications (including pool decking & other wet areas with minimal footwear)	≥ 0.60	
Ramps & Inclines	≥ 0.65	
Walls/Backsplashes	N/A	✓
Countertops	N/A	✓
Pool Linings	N/A	

A DCOF value of ≥0.42 is the standard for tiles specified for level interior spaces expected to be walked upon when wet, as stated in ANSI A137.1-A326.3. For more information about DCOF and the DCOF AcuTest™, visit daltile.com/DCOF.

APPLICATION NOTES:

Suitable for exterior applications in freezing and non-freezing climates, when proper installation methods are followed.

TRIM

Type	Number	Size	Pieces per Carton
Bullnose	P-43C9	3 x 12	30

INSTALLATION

Grout Joint Recommendation	Shade Variation
<p>Floor: 1/8" (3/16" when multiple sizes are installed in a modular pattern, and/or when installing tile with a length 15" or greater in a staggered brick-joint pattern; overlap should not exceed 33%.)</p>	Medium (V2)

PERFORMANCE CHARACTERISTICS

	ASTM#	Result
Water Absorption	C373	< 0.5%
Breaking Strength	C648	> 275 lbs
Scratch Hardness	MOHS	8.0
Chemical Resistance	C650	Resistant
Abrasion Resistance	C1027	N/A

For additional information on test results, visit us at: daltile.com/information/TestResults.

NOTES

Since there are variations in all fired ceramic and natural products, tile and trim supplied for your particular installation may not match samples. Final confirmation should be made from actual tiles and trim prior to installation. Manufactured in accordance with ANSI A137.1 standards.

Not for use on ramps. Water, oil, grease, improper drainage and certain footwear can create slippery conditions. Floor applications expected to be exposed to these conditions require extra caution in product selection.

For additional information refer to "Factors to Consider" at: daltile.com/Factors.

Special consideration needs to be given when installing tiles greater than 15 inches. Please refer to daltile.com/LargeTiles for more information.

Special care should be taken when grouting with dark pigmented colors. A grout release is recommended to prevent finely powdered pigments from lodging in the pores of the surface. Use of a latex modified thin-set is recommended for installation.



All or select items within this series meet the requirements for these qualifications. For more information, visit daltile.com.



7834 C.F. Hawn Freeway,
Dallas, Texas 75217 | 1.800.933.TILE

To view the complete collection of Daltile® products and information, visit our website at daltile.com.

