



METALLIC LOOK

WALL  
METAL

INDUSTRIAL METALS™



 daltile®  
IMAGINE WHAT'S POSSIBLE™

WALL

# INDUSTRIAL METALS™

METAL

## Metallic Meets Modern

Industrial Metals™ complements industrial elements with lustrous and modern, metal touches. The textural interplay combined with the metallic color hues will make this collection shine in any space. Make a glimmering statement with Industrial Metals™.

### • TONES & TEXTURES

- Three color selections offered: Gold, Stainless and Iron
- 3 x 6 Wall Tile available in three different structural patterns
- 10 x 13 Mixed Trapezoid Mosaic includes pieces of all three structural patterns, plus solid pieces

### • SOPHISTICATED STYLE

- Mosaics offered can be utilized in whole sheets or can be cut horizontally to create decorative accent strips
- Coordinating 12" jolly offered in all three colors
- Made in the USA



METALLIC  
LOOK

USAGE



FLOOR



WALL



COUNTERTOP



SHOWER  
FLOOR



EXTERIOR  
FLOOR



STEPWISE™



TRU-EDGE™



MADE IN  
THE U.S.A.



LARGE  
FORMAT



MOSAIC/  
DECO



ENCAUSTIC



TERRAZZO



PAVER



CUSTOMIZE



FLEXFIT™



M  
METAL

LOW HIGH

SEE CHARTS FOR FULL  
PRODUCT DETAILS

SPECIAL FEATURES

Cover and Above photos feature Industrial Metals™ Trapezoid Mosaic Gold and 3 x 6 Grooved Iron on the wall.

SIZES:



FINISHES: SATIN

3 x 6 WALL TILE – RAIL



GOLD IM22



STAINLESS IM20



IRON IM21

3 x 6 WALL TILE – GROOVED



GOLD IM22



STAINLESS IM20



IRON IM21

3 x 6 WALL TILE – COLUMN



GOLD IM22




STAINLESS IM20




IRON IM21

MIXED TRAPEZOID MOSAIC\*



GOLD IM22



STAINLESS IM20



IRON IM21

\* Mosaic can be cut horizontally to create decorative accent strips

JOLLY



GOLD IM22



STAINLESS IM20



IRON IM21

## SIZES

			Thickness	Sq. Ft./ Carton	Pieces/ Carton
	3 x 6 Wall Tile – Rail	(3" x 6") (7.62 cm x 15.24 cm)	5/16"	N/A	48
	3 x 6 Wall Tile – Column	(3" x 6") (7.62 cm x 15.24 cm)	5/16"	N/A	48
	3 x 6 Wall Tile – Grooved	(3" x 6") (7.62 cm x 15.24 cm)	5/16"	N/A	48
	Mix Trapezoid Mosaic Mesh-mounted	(10" x 13" Sheet) (27.63 cm x 33.98 cm Sheet)	5/16"	N/A	6

## APPLICATIONS

	Target DCOF wet	Suitable
Dry & Level – Interior Floor	N/A	
Wet & Level – Interior Floor	≥ 0.42	
Shower Floors (Residential or Light Commercial)	≥ 0.42	
Exterior Floor Applications (including pool decking & other wet areas with minimal footwear)	≥ 0.60	
Ramps & Inclines	≥ 0.65	
Walls/Backsplashes	N/A	✓
Countertops	N/A	
Pool Linings	N/A	


A DCOF value of ≥0.42 is the standard for tiles specified for level interior spaces expected to be walked upon when wet, as stated in ANSI A137.1-A326.3. For more information about DCOF and the DCOF AcuTest™, visit [daltile.com/DCOF](http://daltile.com/DCOF).

## APPLICATION NOTES:


For interior use only.

Product can be installed in wet areas such as backsplashes, bathroom walls and shower enclosures, but are not recommended in swimming pools or hot tubs because pool chemicals may harm the protective coating.

## TRIM

Type	Number	Size	Pieces per Carton
 12" Jolly	S-1/212J	1/2 x 11-15/16	12

## INSTALLATION

Grout Joint Recommendation	Shade Variation
Wall: 1/8" Mosaic: 1/8"	 Medium (V2)

## NOTES

Due to the handcrafted nature of Industrial Metals, variations in structure can be expected and are intended to add to the visual interest of this artisan product. Special care should be used in installation; see installation instructions for details.

For additional information refer to "Factors to Consider" at: [daltile.com/Factors](http://daltile.com/Factors).

This is a cast metal collection and is permanently protected by Q-Seal: Stain and scratch resistant, antimicrobial.