



WOOD LOOK

FLOOR

CINEMATIC™

COLORBODY™ PORCELAIN AND GLAZED CERAMIC MOSAIC



 **daltile®**
IMAGINE WHAT'S POSSIBLE™

FLOOR

CINEMATIC™

COLORBODY™ PORCELAIN AND GLAZED CERAMIC MOSAIC

Set the Stage

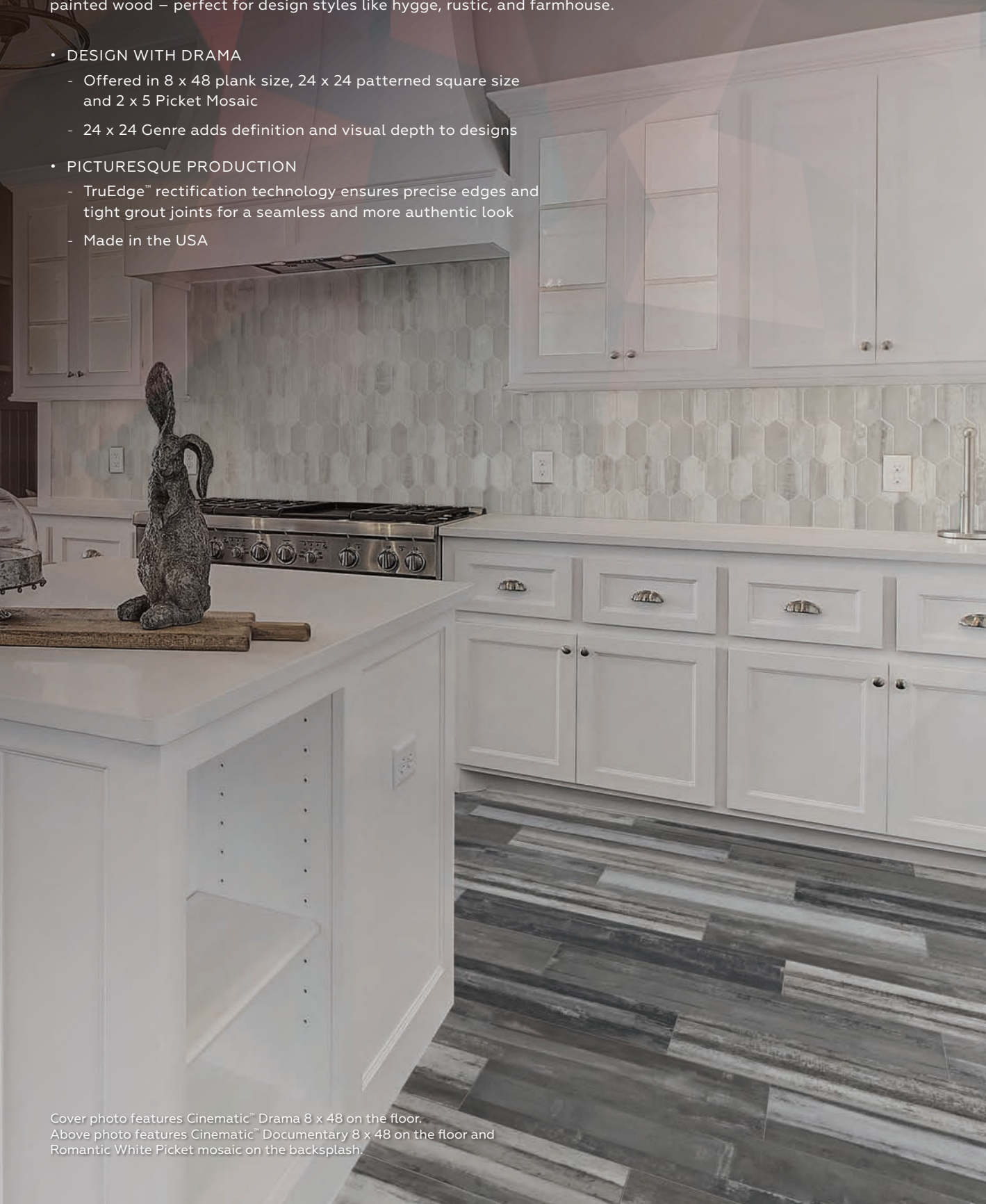
Put on a show and add charming visuals to your space with Cinematic™. This wood-look collection offers both cool and warm tones in white, gray, and multi-color variations. Cinematic™ creates a cozy setting with the look of soft, painted wood – perfect for design styles like hygge, rustic, and farmhouse.

• DESIGN WITH DRAMA

- Offered in 8 x 48 plank size, 24 x 24 patterned square size and 2 x 5 Picket Mosaic
- 24 x 24 Genre adds definition and visual depth to designs

• PICTURESQUE PRODUCTION

- TruEdge™ rectification technology ensures precise edges and tight grout joints for a seamless and more authentic look
- Made in the USA



WOOD
LOOK

USAGE



SPECIAL FEATURES

SEE CHARTS FOR FULL
PRODUCT DETAILS

Cover photo features Cinematic™ Drama 8 x 48 on the floor.
Above photo features Cinematic™ Documentary 8 x 48 on the floor and
Romantic White Picket mosaic on the backsplash.

SIZES:




FINISHES: MATTE

COLOR PALETTE



ROMANTIC WHITE



CLASSIC GREY



DOCUMENTARY



DRAMA

FLOOR TILE



ROMANTIC WHITE CM40



CLASSIC GREY CM41



DOCUMENTARY CM42



DRAMA CM43

PICKET MOSAIC



ROMANTIC WHITE CM40



CLASSIC GREY CM41



DOCUMENTARY CM42



DRAMA CM43

24 x 24 GENRE



ROMANTIC WHITE GENRE CM44



CLASSIC GREY GENRE CM45



DOCUMENTARY GENRE CM46



DRAMA GENRE CM47



SLIP RESISTANT



WATERPROOF



STAINPROOF



DENTPROOF



SCRATCH-RESISTANT™
*Applicable to products with Matte and Textured Finishes



FIRE-RESISTANT™
*Not Applicable to Mesh-Mounted Mosaics



CLIMATEPRO™



SIMPLICLEAN™

SIZES

			Thickness	Sq. Ft./ Carton	Pieces/ Carton
	8 x 48 Floor Tile	(7-3/4" x 46-15/16") (19.71 cm x 119.30 cm)	5/16"	15.18	6
	24 x 24 Genre	(23-3/8" x 23-3/8") (59.44 cm x 59.44 cm)	5/16"	15.20	4
	2 x 5 Picket Mosaic (Dot-mounted)	(12-1/4" x 11-1/8" Sheet) (30.48 cm x 27.94 cm Sheet)	1/4"	8.76	12

APPLICATIONS

	Target DCOF wet	Suitable
Dry & Level – Interior Floor	N/A	✓
Wet & Level – Interior Floor	≥ 0.42	✓
Shower Floors (Residential or Light Commercial)	≥ 0.42	✓*
Exterior Floor Applications (including pool decking & other wet areas with minimal footwear)	≥ 0.60	
Ramps & Inclines	≥ 0.65	
Walls/Backsplashes	N/A	✓
Countertops	N/A	✓
Pool Linings	N/A	✓*

A DCOF value of ≥0.42 is the standard for tiles specified for level interior spaces expected to be walked upon when wet, as stated in ANSI A1371-A326.3. For more information about DCOF and the DCOF AcuTest™, visit daltille.com/DCOF.


APPLICATION NOTES:

Floor tile suitable for exterior applications in freezing and non-freezing climates, when proper installation methods are followed.

Mosaic tile suitable for exterior applications in non-freezing climates, when proper installation methods are followed.

* Mosaic tile only

INSTALLATION

Grout Joint Recommendation	Shade Variation
<p>Floor: 1/8" (3/16" when installing tile with a length 15" or greater in a staggered brick-joint pattern; overlap should not exceed 33%.)</p> <p>Mosaic: 1/8"</p>	 Random (V4)

PERFORMANCE CHARACTERISTICS

	ASTM#	Floor Result	Mosaic Result
Water Absorption	C373	< 0.5%	< 3.0%
Breaking Strength	C648	> 275 lbs	> 250 lbs
Scratch Hardness	MOHS	8.0	8.0
Chemical Resistance	C650	Resistant	Resistant
Abrasion Resistance	C1027	N/A	3

For additional information on test results, visit us at: daltille.com/information/TestResults.

NOTES

Since there are variations in all fired ceramic and natural products, tile and trim supplied for your particular installation may not match samples. Final confirmation should be made from actual tiles and trim prior to installation. Manufactured in accordance with ANSI A1371 standards.

Not for use on ramps. Water, oil, grease, improper drainage and certain footwear can create slippery conditions. Floor applications expected to be exposed to these conditions require extra caution in product selection.

For additional information refer to "Factors to Consider" at: daltille.com/Factors.

Special consideration needs to be given when installing tiles greater than 15 inches. Please refer to daltille.com/LargeTiles for more information.

Special care should be taken when grouting with dark pigmented colors. A grout release is recommended to prevent finely powdered pigments from lodging in the pores of the surface. Use of a latex modified thin-set is recommended for installation.

Random visuals enhance the natural beauty of this product. To achieve optimal results, all tile should be selected from multiple cartons and shading and graphic arrangement planned prior to installation.



All or select items within this series meet the requirements for these qualifications. For more information, visit daltille.com.