



FLOOR | WALL

## COVE CREEK™

GLAZED PORCELAIN FLOOR, GLAZED CERAMIC WALL & MOSAIC  
with REVEAL IMAGING®

 **daltile**®  
IMAGINE WHAT'S POSSIBLE™



Cover photo features Cove Creek™ Off White 20 x 20 floor tile and 2 x 2 mosaic on the floor with 4 x 16 wall tile on the wall. Above photo features Cove Creek™ Off White 2 x 2 mosaic on the floor and 4 x 16 wall tile on the wall.

## Distinguished Linear Graphics Create a Fluid Contemporary Style

With fluid movement in its design, Cove Creek's distinctive stone look creates an impact with elegance and style. Cove Creek impresses with a refined palette of natural colors shown in a light stone graphic with a soft, linear pattern. Three floor sizes, two wall sizes and a 2 x 2 mosaic available in three essential colors add character to any design.

- **BALANCE USING NEUTRALS**
  - Serene tones feature three exquisite colors
  - Light stone graphics with a soft, linear pattern add dimension
- **PRACTICAL VERSATILITY**
  - Complete floor, wall and mosaic product line including a 4 x 16 wall tile format
  - 2 x 2 glazed ceramic mosaic is dot-mounted and easy to install



**POST-CONSUMER RECYCLED MATERIALS**



**PRE-CONSUMER RECYCLED MATERIALS**



**MADE IN THE U.S.A.**



**REVEAL IMAGING®**

All or select items within this series meet the requirements for these qualifications. For more information visit [daltile.com](http://daltile.com).

### USAGE


Floors      Walls      Countertops

**F**      **W**      **C**



© 5% or less water absorption


GLAZED PORCELAIN FLOOR TILE



OFF WHITE CC08



BEIGE CC09



GRAY CC10

GLAZED CERAMIC WALL TILE



OFF WHITE CC08



BEIGE CC09



GRAY CC10

2 x 2 GLAZED CERAMIC MOSAIC



OFF WHITE CC08



BEIGE CC09









GRAY CC10

# COVE CREEK™

GLAZED PORCELAIN FLOOR, GLAZED CERAMIC WALL & MOSAIC with REVEAL IMAGING®

## SIZES

			Thickness	Sq. Ft./ Carton	Pieces/ Carton
	20 x 20 Floor Tile	(19-11/16" x 19-11/16") (50.00 cm x 50.00 cm)	3/8"	18.83	7
	13 x 13 Floor Tile	(13-1/8" x 13-1/8") (33.30 cm x 33.30 cm)	5/16"	17.85	15
	12 x 24 Floor Tile	(11-13/16" x 23-13/16") (30.00 cm x 60.48 cm)	5/16"	17.37	9
	10 x 14 Wall Tile	(9-13/16" x 13-15/16") (24.99 cm x 35.40 cm)	5/16"	14.25	15
	4 x 16 Wall Tile	(4" x 16") (10.17 cm x 40.68 cm)	5/16"	13.20	30
	2 x 2 Mosaic (Dot-mounted on 12" x 24" Sheet)	(12" x 24" Sheet) (30.48 cm x 60.96 cm Sheet)	1/4"	24.00	12

## APPLICATIONS

	Target DCOF wet	Suitable
Dry & Level – Interior Floor	N/A	✓†
Wet & Level – Interior Floor	≥ 0.42	✓†
Shower Floors (Residential or Light Commercial)	≥ 0.42	✓*
Exterior Floor Applications (including pool decking & other wet areas with minimal footwear)	≥ 0.60	
Ramps & Inclines	≥ 0.65	
Walls/Backsplashes	N/A	✓
Countertops	N/A	✓†
Pool Linings	N/A	✓*

A DCOF value of ≥ 0.42 is the standard for tiles specified for level interior spaces expected to be walked upon when wet, as stated in ANSI A137.1-2012, Section 9.6. For more information about DCOF and the DCOF AcuTest™, visit [daltile.com/DCOF](http://daltile.com/DCOF).

### APPLICATION NOTES:







Floor tile suitable for exterior applications in freezing and non-freezing climates, when proper installation methods are followed.

Wall and mosaic tile suitable for exterior applications in non-freezing climates, when proper installation methods are followed.


† Wall tile not suitable for this application.

\* Mosaic tile only

## TRIM

	Type	Number	Size	Pieces/ Carton
	Floor Bullnose	P-43E9	3 x 13	30
	Wall Bullnose	S-4310	3 x 10	54
	Wall Bullnose Corner	SN-4310	3 x 3	32
	Quarter Round	A-106	1 x 6	152
	Quarter Round Corner	UC-106	1 x 1	40
	12" Jolly	S-1/212J	1/2 x 12	12

## INSTALLATION

Grout Joint Recommendation	Shade Variation
<p><b>Floor:</b> 3/16" (Overlap should not exceed 33% when installing tile with a length 15" or greater in a staggered brick-joint pattern.)</p> <p><b>Wall:</b> 10 x 14: 1/16" 4 x 16: 1/16" (When rectangular size is installed in a staggered brick-joint pattern, overlap should not exceed 33%.)</p> <p><b>Mosaic:</b> 1/8"</p>	 High (V3)

## PERFORMANCE CHARACTERISTICS

	ASTM#	Floor Result	Wall Result	Mosaic Result
Water Absorption	C373	< 0.5%	< 20.0%	< 3.0%
Breaking Strength	C648	> 275 lbs	120-230 lbs	> 250 lbs
Scratch Hardness	MOHS	8.0	4.0-6.0	8.0
Chemical Resistance	C650	Resistant	Resistant	Resistant
Abrasion Resistance	C1027	4	N/A	3

For additional information on test results, visit us at: [daltile.com/information/TestResults](http://daltile.com/information/TestResults).

## NOTES

Since there are variations in all fired ceramic and natural products, tile and trim supplied for your particular installation may not match samples. Final confirmation should be made from actual tiles and trim prior to installation. Manufactured in accordance with ANSI A137.1 standards.

Not for use on ramps. Water, oil, grease, improper drainage and certain footwear can create slippery conditions. Floor applications expected to be exposed to these conditions require extra caution in product selection.

For additional information refer to "Factors to Consider" at: [daltile.com/Factors](http://daltile.com/Factors).

Special consideration needs to be given when installing tiles greater than 15 inches. Please refer to [daltile.com/LargeTiles](http://daltile.com/LargeTiles) for more information.

Use of a latex modified thin-set is recommended for installation. For more information, visit [daltile.com](http://daltile.com).



DESIGNED TO HELP EARN LEED™ CREDITS. For more detailed information, visit [daltilegreenworks.com](http://daltilegreenworks.com).

7834 C.F. Hawn Freeway,  
Dallas, Texas 75217 | 1.800.933.TILE

To view the complete collection of Daltile® products and information, visit our website at [daltile.com](http://daltile.com).



IMAGINE WHAT'S POSSIBLE™

©2017 Daltile (10/17.1)