



FLOOR

MUSEO™

COLORBODY™ PORCELAIN & 2 x 3 ABSTRACT MOSAIC with
GLAZED CERAMIC 2 x 2 MOSAIC

 **daltile**®
IMAGINE WHAT'S POSSIBLE™



Cover photo features Museo™ Natural Grey 12 x 24 on the floor, Block Grey Mix 12 x 24 on bar wall and Aviano™ Trentino Greige 10 x 14 on the back wall. Above photo features Museo™ Exhibition White 12 x 24 and Interwoven Trellis 24 x 24 on the floor.

A Work of Art

Museo™ is a true masterpiece fit for sophistication and grandeur. This artistic collection is inspired by the raw, natural look of concrete and terrazzo subtly paired with the simple elegance of timber. Available in large-format sizes with multiple mosaic details, Museo is meant to be showcased on a grand scale.

- **SCULPTED DESIGN**
 - 24 x 24 Interwoven Trellis provides the luxurious pairing of concrete and wood for exquisite style
 - 12 x 24 block offered in two different color mixes
 - Mosaics available in 2 x 3 Abstract and 2 x 2 sizes
- **MANUFACTURED LOCALLY**
 - Floor tile Made in the USA with Reveal Imaging® Technology
 - Available in white, light grey and dark grey color options



POST-CONSUMER RECYCLED MATERIALS



PRE-CONSUMER RECYCLED MATERIALS



MADE IN THE U.S.A.



REVEAL IMAGING®



TRU-EDGE™

All or select items within this series meet the requirements for these qualifications. For more information visit daltile.com.

CERTIFIED PORCELAIN™ TILE
0.5% or less water absorption

USAGE

Floors

Walls

Countertops

F

W

C

FLOOR TILE



EXHIBITION WHITE MU30



ARTISTIC GREY MU31



NATURAL GREY MU32

24 x 24 INTERWOVEN TRELLIS



EXHIBITION WHITE
TRELLIS MU33



ARTISTIC GREY
TRELLIS MU34



NATURAL GREY
TRELLIS MU35

12 x 24 BLOCK



BLOCK WHITE MIX MU36



BLOCK GREY MIX MU37

2 x 3 ABSTRACT MOSAIC



EXHIBITION WHITE
MU30



ARTISTIC GREY
MU31



NATURAL GREY
MU32

2 x 2 MOSAIC



EXHIBITION WHITE
MU30



ARTISTIC GREY
MU31



NATURAL GREY
MU32

FLOOR

MUSEO™

COLORBODY™ PORCELAIN & 2 x 3 ABSTRACT MOSAIC WITH GLAZED CERAMIC 2 x 2 MOSAIC

SIZES

			Thickness	Sq. Ft./ Carton	Pieces/ Carton
	24 x 48 Floor Tile	(23-3/8" x 46-15/16") (59.44 cm x 119.3 cm)	3/8"	15.26	2
	24 x 24 Floor Tile / Interwoven Trellis	(23-3/8" x 23-3/8") (59.44 cm x 59.44 cm)	3/8"	15.20	4
	12 x 24 Floor Tile / Block	(11-5/8" x 23-3/8") (29.56 cm x 59.44 cm)	3/8"	15.12	8
	2 x 2 Mosaic* (Dot-mounted)	(12" x 24" Sheet) (30.48 cm x 60.96 cm Sheet)	1/4"	24.00	12
	2 x 3 Abstract Mosaic (Mesh-mounted)	(12" x 12" Sheet) (30.48 cm x 30.48 cm Sheet)	3/8"	9.70	10

* Glazed Ceramic

APPLICATIONS

	Target DCOF wet	Suitable
Dry & Level – Interior Floor	N/A	✓
Wet & Level – Interior Floor	≥ 0.42	✓
Shower Floors (Residential or Light Commercial)	≥ 0.42	✓*
Exterior Floor Applications (including pool decking & other wet areas with minimal footwear)	≥ 0.60	
Ramps & Inclines	≥ 0.65	
Walls/Backsplashes	N/A	✓
Countertops	N/A	✓
Pool Linings	N/A	✓*

A DCOF value of ≥ 0.42 is the standard for tiles specified for level interior spaces expected to be walked upon when wet, as stated in ANSI A137.1-2012, Section 9.6. For more information about DCOF and the DCOF AcuTest™, visit daltile.com/DCOF.




APPLICATION NOTES:

Suitable for exterior applications in freezing and non-freezing climates, when proper installation methods are followed.

2 x 2 Mosaic suitable for exterior applications in non-freezing climates, when proper installation methods are followed.

* Mosaic tile only


TRIM

Type	Number	Size	Pieces/ Carton
 Bullnose	P-43F9	3 x 24	10
 Cove Base	P-36C9TB	6 x 12	22
 Cove Base Outcorner	PC-36C9TB	1 x 6	15

Cove base trim is intended to coordinate with floor tile in the standard 90-degree installation position.

Cove base and cove corner trim are suitable for non-freezing climates only.

INSTALLATION

Grout Joint Recommendation	Shade Variation
<p>Floor: 1/8" (3/16" when installing tile with a length 15" or greater in a staggered brick-joint pattern; overlap should not exceed 33%)</p> <p>Mosaic: 1/8"</p>	 High (V3)

PERFORMANCE CHARACTERISTICS

	ASTM#	Floor Result	2 x 3 Mosaic Result	2 x 2 Mosaic Result
Water Absorption	C373	< 0.5%	< 0.5%	< 3.0%
Breaking Strength	C648	> 275 lbs	> 275 lbs	> 250 lbs
Scratch Hardness	MOHS	8.0	8.0	8.0
Chemical Resistance	C650	Resistant	Resistant	Resistant
Abrasion Resistance	C1027	N/A	N/A	4

For additional information on test results, visit us at: daltile.com/information/TestResults.

NOTES

Since there are variations in all fired ceramic and natural products, tile and trim supplied for your particular installation may not match samples. Final confirmation should be made from actual tiles and trim prior to installation. Manufactured in accordance with ANSI A137.1 standards.

Not for use on ramps. Water, oil, grease, improper drainage and certain footwear can create slippery conditions. Floor applications expected to be exposed to these conditions require extra caution in product selection.

For additional information refer to "Factors to Consider" at: daltile.com/Factors.

Special consideration needs to be given when installing tiles greater than 15 inches. Please refer to daltile.com/LargeTiles for more information.

Special care should be taken when grouting with dark pigmented colors. A grout release is recommended to prevent finely powdered pigments from lodging in the pores of the surface. Use of a latex modified thin-set is recommended for installation.



DESIGNED TO HELP EARN LEED™ CREDITS. For more detailed information, visit daltilegreenworks.com.

7834 C.F. Hawn Freeway,
Dallas, Texas 75217 | 1.800.933.TILE

To view the complete collection of Daltile® products and information, visit our website at daltile.com.



IMAGINE WHAT'S POSSIBLE™

©2019 Daltile (1/19)