



FLOOR | WALL

MODERN HEARTH™

GLAZED PORCELAIN FLOOR, GLAZED CERAMIC WALL & MOSAIC

 **daltile**®
IMAGINE WHAT'S POSSIBLE™



Cover photo features Modern Hearth™ Chimney Corner 12 x 24 floor tile on the floor and Modern Hearth™ Ash White 6 x 6 decorative wall tile on the wall. Above photo features Modern Hearth™ Chimney Corner 6 x 6 decorative wall tile on the backsplash.

Modern Interpretation of Vintage Style

Modern Hearth™ combines the tranquility of neutral colors in floor tile with the surprise of decorative wall tile. This contemporary soft concrete visual in cool and warm tones creates a serene space perfect for rest and relaxation. The three calm, solid colors are available in three floor tile formats, 3 x 12 wall tile and a 2 x 4 brick-joint mosaic. The 6 x 6 decorative wall tile is designed to be installed in a random arrangement of artfully crafted ornamental pieces.

- GENTLE WONDER
 - Serene, soft concrete look available in three neutral and calming colors
 - 6 x 6 wall tile available in random assortment of beautifully crafted decorative designs in all three colors
- COMPREHENSIVE SELECTIONS
 - Classic 12 x 24, 18 x 18 and 12 x 12 floor tile formats and a 2 x 4 brick-joint mosaic
 - Imaginative 3 x 12 monochromatic and 6 x 6 decorative wall tile
 - Jolly can be used as a coordinating trim or wall accent



POST-CONSUMER RECYCLED MATERIALS



PRE-CONSUMER RECYCLED MATERIALS



MADE IN THE U.S.A.



REVEAL IMAGING®

All or select items within this series meet the requirements for these qualifications. For more information visit daltile.com.

CERTIFIED RECELAIN™
TILE
0.5% or less water absorption

USAGE

Floors Walls Countertops

F W C

MODERN HEARTH™

GLAZED PORCELAIN FLOOR & GLAZED CERAMIC WALL & MOSAIC

GLAZED PORCELAIN FLOOR TILE



WHITE ASH MH04



MANTELPIECE MH05



CHIMNEY CORNER MH06

GLAZED CERAMIC 2 x 4 BRICK-JOINT MOSAIC



WHITE ASH MH04



MANTELPIECE MH05



CHIMNEY CORNER MH06

JOLLY TRIM



WHITE ASH MH04



MANTELPIECE MH05




CHIMNEY CORNER MH06

FLOOR | WALL


MODERN HEARTH™

GLAZED PORCELAIN FLOOR & GLAZED CERAMIC WALL & MOSAIC


GLAZED CERAMIC 3 x 12 WALL TILE



WHITE ASH MH04



MANTELPiece MH05



CHIMNEY CORNER MH06

GLAZED CERAMIC 6 x 6 DECORATIVE WALL TILE ♦



WHITE ASH MH07



MANTELPiece MH08



CHIMNEY CORNER MH09

♦ Each color is available in 30 unique designs which are pre-boxed in a random assortment. Individual designs are not sold separately.



Photo features Modern Hearth™ Ash White 6 x 6 decorative wall tile on the wall.

MODERN HEARTH™

GLAZED PORCELAIN FLOOR & GLAZED CERAMIC WALL & MOSAIC

SIZES

			Thickness	Sq. Ft./ Carton	Pieces/ Carton
	18 x 18 Floor Tile	(17-3/4" x 17-3/4") (45.20 cm x 45.20 cm)	5/16"	17.60	8
	12 x 24 Floor Tile	(11-13/16" x 23-13/16") (30.00 cm x 60.48 cm)	3/8"	15.60	8
	12 x 12 Floor Tile	(11-13/16" x 11-13/16") (30.00 cm x 30.00 cm)	5/16"	14.55	15
	3 x 12 Wall Tile	(3" x 12") (7.65 cm x 30.70 cm)	5/16"	12.00	48
	6 x 6 Decorative Wall Tile♦	(6" x 6") (15.31 cm x 15.31 cm)	5/16"	12.50	50
	2 x 4 Brick-joint Mosaic (Dot-mounted)	(12" x 12" Sheet) (30.48 cm x 30.48 cm Sheet)	1/4"	9.96	12

♦ Each color is available in 30 unique designs which are pre-boxed in a random assortment. Individual designs are not sold separately.

APPLICATIONS

	Target DCOF wet	Suitable
Dry & Level – Interior Floor	N/A	✓†
Wet & Level – Interior Floor	≥ 0.42	✓†
Shower Floors (Residential or Light Commercial)	≥ 0.42	✓*
Exterior Floor Applications (including pool decking & other wet areas with minimal footwear)	≥ 0.60	
Ramps & Inclines	≥ 0.65	
Walls/Backsplashes	N/A	✓
Countertops	N/A	✓**
Pool Linings	N/A	✓*

A DCOF value of ≥ 0.42 is the standard for tiles specified for level interior spaces expected to be walked upon when wet, as stated in ANSI A137.1-2012, Section 9.6. For more information about DCOF and the DCOF AcuTest™, visit daltile.com/DCOF.

APPLICATION NOTES:

Floor tile suitable for exterior applications in freezing and non-freezing climates, when proper installation methods are followed.



Wall and mosaic tile suitable for exterior applications in non-freezing climates, when proper installation methods are followed.

† Wall tile not suitable for this application.


* Mosaic tile only

** 3 x 12 wall tile not suitable for this application.

TRIM

	Type	Number	Size	Pieces/ Carton
	Floor Bullnose	P-43C9	3 x 12	30
	12" Jolly	S-1/212J	1/2 x 11-15/16	12

INSTALLATION

Grout Joint Recommendation	Shade Variation
<p>Floor: 3/16" (Overlap should not exceed 33% when installing tile with a length 15" or greater in a staggered brick-joint pattern.)</p> <p>Wall: 6 x 6: 1/16" 3 x 12: 1/16" (When rectangular size is installed in a staggered brick-joint pattern, overlap should not exceed 33%.)</p> <p>Mosaic: 1/8"</p>	 High (V3)

PERFORMANCE CHARACTERISTICS

	ASTM#	Floor Result	Wall Result	Mosaic Result
Water Absorption	C373	< 0.5%	< 20.0%	< 3.0%
Breaking Strength	C648	> 275 lbs	120-230 lbs	> 250 lbs
Scratch Hardness	MOHS	8.0	4.0-6.0	8.5
Chemical Resistance	C650	Resistant	Resistant	Resistant
Abrasion Resistance	C1027	4	N/A	4

For additional information on test results, visit us at: daltile.com/information/TestResults.

NOTES

Since there are variations in all fired ceramic and natural products, tile and trim supplied for your particular installation may not match samples. Final confirmation should be made from actual tiles and trim prior to installation. Manufactured in accordance with ANSI A137.1 standards.

Not for use on ramps. Water, oil, grease, improper drainage and certain footwear can create slippery conditions. Floor applications expected to be exposed to these conditions require extra caution in product selection.

For additional information refer to "Factors to Consider" at: daltile.com/Factors.

Special consideration needs to be given when installing tiles greater than 15 inches. Please refer to daltile.com/LargeTiles for more information.

Use of a latex modified thin-set is recommended for installation. For more information, visit daltile.com.



DESIGNED TO HELP EARN LEED™ CREDITS. For more detailed information, visit daltilegreenworks.com.

7834 C.F. Hawn Freeway,
Dallas, Texas 75217 | 1.800.933.TILE

To view the complete collection of Daltile® products and information, visit our website at daltile.com.



IMAGINE WHAT'S POSSIBLE™

©2018 Daltile (7/18)