



COFFEE	2.5
MACCHIATO	3
CAPPUCCINO	3.5
LATTE	4
ESPRESSO	2.5
TEA	3.5
COLD BREW	4

COFFEE
-House-

FLOOR

SOCIETY™
COLORBODY™ PORCELAIN

 **daltile®**
IMAGINE WHAT'S POSSIBLE™



Cover photo features Society™ Civic Sand 8 x 48 on the floor and District Slate 12 x 24 on the wall. Above photo features Society™ Union Smoke 12 x 24 on the floor and Monument White 8 x 48 on the wall.

Geology Meets Geometry

Society™ showcases the effortless movement and veining of natural stone in a modern ColorBody™ porcelain tile. The foundation of this series lies in its five nature-inspired colors offered in unpolished and light polished finishes and two large format sizes featuring TruEdge™ rectification technology for a seamless installation. A unique hexagonal mosaic offered in a warm and cool blend coordinate beautifully with floor tile to add dimension and visual interest to your space.

- **SERENITY GROUNDED IN NATURE**
 - Contemporary stone look in five colors ranging from light beige to dark gray
 - Natural, sedimentary veining and movement offer a calming ambiance
 - Seamless installation with smaller grout joints through TruEdge™ technology
- **ADD GEOMETRIC DIMENSION TO A CLASSIC**
 - The popular 12 x 24 format is available in unpolished and light polished finishes
 - A unique 8 x 48 plank available in unpolished only
 - Two stunning hexagonal mosaics available in warm and cool blends coordinate perfectly with floor tile

 **PRE-CONSUMER RECYCLED MATERIALS**

 **REVEAL IMAGING®**

 **TRU-EDGE™**

All or select items within this series meet the requirements for these qualifications. For more information visit daltile.com.

 **CERTIFIED PORCELAIN TILE**
0.5% or less water absorption

USAGE

Floors Walls Countertops

F **W** **C**

FLOOR TILE

Available in Unpolished & Light Polished




MONUMENT WHITE SO45




CIVIC SAND SO46



PARK LANE GRAY SO47




UNION SMOKE SO48




DISTRICT SLATE SO49

2" HALF HEX MOSAIC

Available in Unpolished only



COSMOPOLITAN WARM BLEND SO50



COSMOPOLITAN COOL BLEND SO51

FLOOR

SOCIETY™
COLORBODY™ PORCELAIN

SIZES

			Thickness	Sq. Ft./ Carton	Pieces/ Carton
	12 x 24 Floor Tile	(11-5/8" x 23-7/16") (29.63 cm x 59.50 cm)	3/8"	11.40	6
	8 x 48 Floor Tile*	(7-3/4" x 47") (19.63 cm x 119.35 cm)	3/8"	12.60	5
	2" Half Hex Mosaic*	(10-9/16" x 12-3/16" Sheet) (26.50 cm x 30.60 cm Sheet)	3/8"	4.45	5

* Available in Unpolished only

APPLICATIONS

	Target DCOF wet	Suitable
Dry & Level – Interior Floor	N/A	✓
Wet & Level – Interior Floor	≥ 0.42	✓*
Shower Floors (Residential or Light Commercial)	≥ 0.42	✓**
Exterior Floor Applications (including pool decking & other wet areas with minimal footwear)	≥ 0.60	
Ramps & Inclines	≥ 0.65	
Walls/Backsplashes	N/A	✓
Countertops	N/A	✓
Pool Linings	N/A	

A DCOF value of ≥ 0.42 is the standard for tiles specified for level interior spaces expected to be walked upon when wet, as stated in ANSI A137.1-2012, Section 9.6. For more information about DCOF and the DCOF AcuTest™, visit daltile.com/DCOF.




APPLICATION NOTES:

Suitable for exterior applications in freezing and non-freezing climates, when proper installation methods are followed.

* Unpolished only

** Mosaic tile only


TRIM

	Type	Number	Size	Pieces/ Carton
	Bullnose *	S-43F9	3 x 24	22
	Cove Base *	S-36C9T	6 x 12	20
	Cove Base Outcorner *	SC-36C9T	1 x 6	10

Cove base trim is intended to coordinate with floor tile in the standard 90-degree installation position.

* Available in Unpolished only

INSTALLATION

Grout Joint Recommendation	Shade Variation
1/8" (3/16" when installing tile with a length 15" or greater in a staggered brick-joint pattern; overlap should not exceed 33%).	 High (V3)

PERFORMANCE CHARACTERISTICS

	ASTM#	Result
Water Absorption	C373	< 0.5%
Breaking Strength	C648	> 275 lbs
Scratch Hardness	MOHS	8.0
Chemical Resistance	C650	Resistant
Abrasion Resistance	C1027	N/A

For additional information on test results, visit us at: daltile.com/information/TestResults.

NOTES

Since there are variations in all fired ceramic and natural products, tile and trim supplied for your particular installation may not match samples. Final confirmation should be made from actual tiles and trim prior to installation. Manufactured in accordance with ANSI A137.1 standards.

Not for use on ramps. Water, oil, grease, improper drainage and certain footwear can create slippery conditions. Floor applications expected to be exposed to these conditions require extra caution in product selection.

For additional information refer to "Factors to Consider" at: daltile.com/Factors.

Special consideration needs to be given when installing tiles greater than 15 inches. Please refer to daltile.com/LargeTiles for more information.

Manufacturer Advisory: All tile is measured by the DCOF AcuTest™ method. Tiles with DCOF values <0.42 are not recommended for use in areas with wet or slippery conditions. For more information, see ANSI standard A137.1 section 6.2.2.1.10, available at www.tileusa.com.

Special care should be taken when grouting with dark pigmented colors. A grout release is recommended to prevent finely powdered pigments from lodging in the pores of the surface. Use of a latex modified thin-set is recommended for installation.



DESIGNED TO HELP EARN LEED™
CREDITS. For more detailed information,
visit daltilegreenworks.com.

7834 C.F. Hawn Freeway,
Dallas, Texas 75217 | 1.800.933.TILE

To view the complete collection of
Daltile® products and information,
visit our website at daltile.com.



IMAGINE WHAT'S POSSIBLE™

©2018 Daltile (7/18)