



FLOOR

**UNIFORM CONCRETE™**  
COLORBODY™ PORCELAIN

 **daltile®**  
IMAGINE WHAT'S POSSIBLE™



Cover and above photos feature Uniform Concrete™ Medium Grey 24 x 24 on the floor.

## Simple Uniformity

Uniform Concrete™ and Uniform Wood™ combine the sophistication of a monochromatic color palette with the time-honored looks of concrete and wood. Both collections are TruEdge™ rectified, ColorBody™ porcelain tile, with Uniform Concrete being a double-load technical product perfect for high-traffic areas such as auto dealerships, malls, office buildings and schools. When installed together, Uniform Concrete and Uniform Wood achieve cohesive and durable beauty.

- STUNNING RESILIENCE
  - Uniform Concrete is a premium double-load ColorBody™ porcelain, perfect for high-traffic spaces
  - TruEdge rectification technology ensures precise edges and tight grout joints for a seamless and more authentic look
  - Seven contemporary colors offered in concrete and wood visuals

- MULTIPLE SIZES AND FINISHES
  - Uniform Concrete 12 x 24 and 24 x 24 sizes are offered in polished and unpolished finishes
  - Uniform Wood is available in an unpolished 8 x 48 floor tile



**PRE-CONSUMER RECYCLED MATERIALS**



**TRU-EDGE™**

All or select items within this series meet the requirements for these qualifications. For more information visit [daltile.com](http://daltile.com).



### USAGE

Floors	Walls	Countertops
F	W	C

# UNIFORM CONCRETE™

COLORBODY™ PORCELAIN

## FLOOR TILE

Available in Unpolished & Polished



WHITE UC10



BEIGE UC11



LIGHT GREY UC12



TAUPE UC13



MEDIUM GREY UC14



DARK GREY UC15



BLACK UC16

## COORDINATING FLOOR TILE – UNIFORM WOOD™

Available in Unpolished only



WHITE  
UW10



BEIGE  
UW11



LIGHT GREY  
UW12



TAUPE  
UW13



MEDIUM GREY  
UW14



DARK GREY  
UW15





BLACK  
UW16

# UNIFORM CONCRETE™

COLORBODY™ PORCELAIN

## SIZES

		Thickness	Sq. Ft./ Carton	Pieces/ Carton
	24 x 24 Floor Tile (23-7/16" x 23-7/16") (59.50 cm x 59.50 cm)	3/8" (Polished)	11.64 (Polished)	3 (Polished)
		7/16" (Unpolished)	11.64 (Unpolished)	3 (Unpolished)
	12 x 24 Floor Tile (11-11/16" x 23-7/16") (29.65 cm x 59.50 cm)	3/8" (Polished)	11.64 (Polished)	6 (Polished)
		7/16" (Unpolished)	9.70 (Unpolished)	5 (Unpolished)

## APPLICATIONS

	Target DCOF wet	Suitable
Dry & Level – Interior Floor	N/A	✓
Wet & Level – Interior Floor	≥ 0.42	✓*
Shower Floors (Residential or Light Commercial)	≥ 0.42	
Exterior Floor Applications (including pool decking & other wet areas with minimal footwear)	≥ 0.60	
Ramps & Inclines	≥ 0.65	
Walls/Backsplashes	N/A	✓
Countertops	N/A	✓
Pool Linings	N/A	




A DCOF value of ≥ 0.42 is the standard for tiles specified for level interior spaces expected to be walked upon when wet, as stated in ANSI A137.1-2012, Section 9.6. For more information about DCOF and the DCOF AcuTest™, visit [daltile.com/DCOF](http://daltile.com/DCOF).

### APPLICATION NOTES:

Suitable for exterior applications in freezing and non-freezing climates, when proper installation methods are followed.


\* Unpolished only.

## TRIM

	Type	Number	Size	Pieces/ Carton
	Bullnose	S-43F9	3 x 24	15
	Cove Base	S-36C9T	6 x 12	20
	Cove Base Outcorner	SC-36C9T	1 x 6	10

Cove base trim is intended to coordinate with floor tile in the standard 90-degree installation position.

## INSTALLATION

Grout Joint Recommendation	Shade Variation
1/8" (3/16" when installing tile with a length 15" or greater in a staggered brick-joint pattern; overlap should not exceed 33%.)	 Medium (V2)

## PERFORMANCE CHARACTERISTICS

	ASTM#	Result
Water Absorption	C373	< 0.5%
Breaking Strength	C648	> 275 lbs
Scratch Hardness	MOHS	7.0 (Polished) 8.0 (Unpolished)
Chemical Resistance	C650	Resistant
Abrasion Resistance	C1027	N/A

For additional information on test results, visit us at: [daltile.com/information/TestResults](http://daltile.com/information/TestResults).

## NOTES

Since there are variations in all fired ceramic and natural products, tile and trim supplied for your particular installation may not match samples. Final confirmation should be made from actual tiles and trim prior to installation. Manufactured in accordance with ANSI A137.1 standards.

Not for use on ramps. Water, oil, grease, improper drainage and certain footwear can create slippery conditions. Floor applications expected to be exposed to these conditions require extra caution in product selection.

For additional information refer to "Factors to Consider" at: [daltile.com/Factors](http://daltile.com/Factors).

Special consideration needs to be given when installing tiles greater than 15 inches. Please refer to [daltile.com/LargeTiles](http://daltile.com/LargeTiles) for more information.

Manufacturer Advisory: All tile is measured by the DCOF AcuTest™ method. Tiles with DCOF values <0.42 are not recommended for use in areas with wet or slippery conditions. For more information, see ANSI standard A137.1 section 6.2.2.1.10, available at [www.tileusa.com](http://www.tileusa.com).

Special care should be taken when grouting with dark pigmented colors. A grout release is recommended to prevent finely powdered pigments from lodging in the pores of the surface. Use of a latex modified thin-set is recommended for installation.



DESIGNED TO HELP EARN LEED™ CREDITS. For more detailed information, visit [daltilegreenworks.com](http://daltilegreenworks.com).

7834 C.F. Hawn Freeway,  
Dallas, Texas 75217 | 1.800.933.TILE

To view the complete collection of Daltile® products and information, visit our website at [daltile.com](http://daltile.com).



IMAGINE WHAT'S POSSIBLE™

©2018 Daltile (7/18)